

ORIGINAL LINES

PRICING
GUIDE

MAY 2024 V1.0


PUBLISHED 5.1.24

IZZY+ PRODUCT GROUP

SPECIFICATION
& PRICING GUIDE

MAY 2024 V1.2

PUBLISHED 7.6.24



AUDREY

SPECIFICATION
& PRICING GUIDE

AUGUST 2023 V1.2

PUBLISHED 7.6.24

QUICK SHIP

OVERVIEW
& PRICING

MAY 2024 V1.1

PUBLISHED 7.6.24





SURFACEWORKS



**ORIGINAL
LINES**

PRICING GUIDE

MAY 2024 V1.0



Please visit the links below for the following information:

Ordering Information:

https://www.surfaceworks.us/media/general_info/sw_geninfo_ordering_information.pdf

Product Warranty:

https://www.surfaceworks.us/media/general_info/sw_geninfo_warranty.pdf

Shipping & Delivery Guidelines:

https://www.surfaceworks.us/media/general_info/sw_geninfo_shipping_guidelines.pdf

Colors & Finishes:

<https://www.surfaceworks.us/finishes>

May 2024 Pricelist Updates**Version 1.0 (published May 1, 2024)****Changes:**

- Featured (default) options for Conference and Training Tables for ease of specifying
- Reduced/curated standard edge offerings for each product category
- Single-page pricing grid
- Revised model numbers and option codes for options & accessories
- Revised Configuration options for Power/Data Units
- Pricing revisions throughout

Product Additions:

- Extol T-Flip Performance Table
- M34 Expandable Wire Raceway
- WM3 Rectangular Wire Raceway
- Finch Edge-Mount Power/Data Unit
- E2XB Power/Data Unit
- Mini-Tap Under-mount Power Unit
- Small CPU Holder

Product Deletions:

- Mingle Media Table
- Freedom Height-Adjustable Conference Table
- Freedom Workstations
- Elements C-Leg Folding Training Table
- Rapport Accent Performance Table
- Rapport Counter Height Media Table
- Rapport Lounge Height X-Base Conference Table
- Boval & wedge shaped Conference Tables
- Various shapes & sizes across all product lines



HOW TO ORDER

Model Number, Finishes, Options

MAY 2024 V1.0

Model Number

Basic Model + Edge* (ex: FDN.R.60144.WB1)

*Click here to review all current SurfaceWorks edge options

Finish Selection

Click here to review all current SurfaceWorks finishes

Top Surface Finish

- Group 1 Laminate..... std
- Group 2 Laminate..... std
- Other Laminate/Material..... quote required

Top Edge Finish

- Standard Edge Color..... std
- Non-Standard Edge Color..... quote required

Base Finish


- P300 Black..... std
- P348 Designer White..... std
- P354 HM Medium Tone..... std
- P387 HM Innertone Light..... std
- P406 Black Wrinkle..... std
- P431 Metallic Silver..... std
- P466 Champagne Metallic..... std
- Other Base Finish..... quote required

Two-Piece Top

All table tops over 144" in length (or over 72" in width/diameter for rounds, squares and squircles) are shipped in two pieces along with appropriate field joint hardware.

Due to building constraints such as elevators or stairwells, or other design constraints, some table tops typically made in one piece are optionally available in two or more pieces with field joints. This option requires a quote.


Two-Piece Top quote required



Cross-Grained Laminate

Cross-Grained positioned laminate is an option for conference tables, available when the aesthetic requires it and for multi-section tables where the field jointed seams run perpendicular to an aggressive laminate grain that is difficult to match. Laminate seams may be required, but are more easily hidden when aligned with the grain.

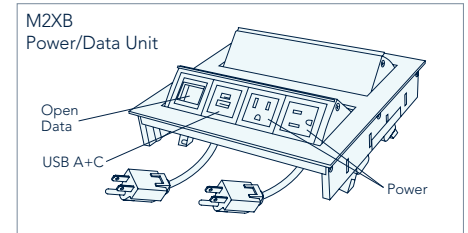
Cross-Grained Laminate quote required



Featured Power/Data: M2XB

Featured (default) power/data option includes M2XB (overall size 8.3" x 8") dual-sided popup units with two power, one USB A+C, and one open data on each side. Units are equipped with two 10' cords with straight plugs. Available in one, two or three units per table, in 499B Silver w/Black trim, 300 Black, and 699 White.

- CP1 One M2XB unit per table..... + \$1,515
- CP2 Two M2XB units per table..... + \$3,030
- CP3 Three M2XB units per table..... + \$4,545

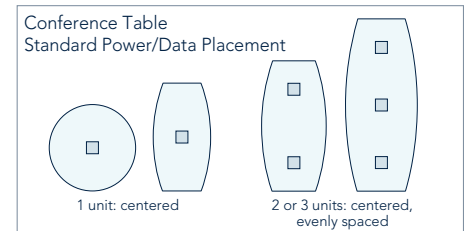


Power/Data Placement

Power/data units will be placed on standard-shaped conference tables as follows:

One power/data unit per table: standard placement is in the middle, oriented parallel with the length of the table.

Two or three power/data units per table: standard placement is centered width-wise, evenly distributed while avoiding base and/or other obstructions, oriented parallel to the length of the table, and maintaining a minimum distance of 20" from the ends of the table.



Other Power/Data

Please visit the Accessories section for all available power/data solutions.

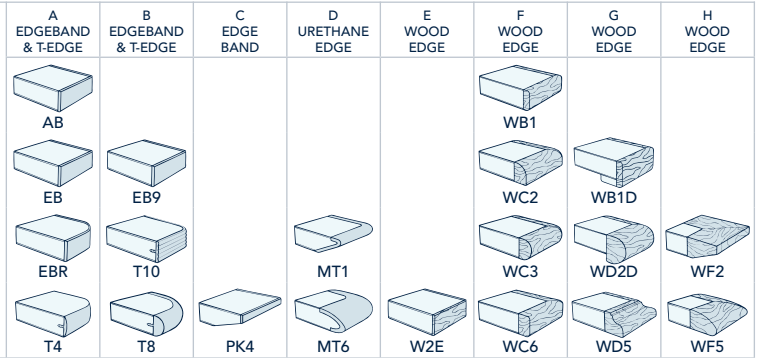
FREEDOM CONFERENCE TABLE

PRICING

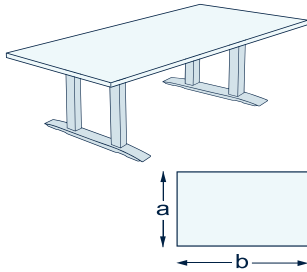
Seated Height - 29"

ORIGINAL LINES PRICING GUIDE

MAY 2024 V1.0



Rectangle



SIZE A X B	BASIC MODEL	A		B		C		D		E		F		G		H	
		A	B	C	D	E	F	G	H								
36x72	FDN.R.3672	\$2,256	\$2,385	\$2,573	\$2,794	\$2,573	\$2,798	\$3,048	\$3,048								
36x84	FDN.R.3684	\$2,529	\$2,690	\$2,848	n/a	\$2,848	\$3,089	\$3,330	\$3,330								
36x96	FDN.R.3696	\$2,588	\$2,765	\$2,861	n/a	\$2,861	\$3,150	\$3,374	\$3,374								
36x108	FDN.R.36108	\$2,722	\$2,932	\$3,032	n/a	\$3,032	\$3,365	\$3,561	\$3,561								
36x120	FDN.R.36120	\$2,895	\$3,119	\$3,345	n/a	\$3,345	\$3,645	\$4,025	\$4,025								
36x144	FDN.R.36144	\$3,962	\$4,229	\$4,494	n/a	\$4,494	\$4,778	\$5,300	\$5,300								
42x84	FDN.R.4284	\$2,681	\$2,855	\$3,014	n/a	\$3,014	\$3,333	\$3,452	\$3,452								
42x96	FDN.R.4296	\$2,757	\$2,964	\$3,118	n/a	\$3,118	\$3,435	\$3,576	\$3,576								
42x108	FDN.R.42108	\$2,936	\$3,160	\$3,377	n/a	\$3,377	\$3,627	\$4,055	\$4,055								
42x120	FDN.R.42120	\$3,097	\$3,340	\$3,587	n/a	\$3,587	\$3,841	\$4,324	\$4,324								
42x144	FDN.R.42144	\$4,170	\$4,467	\$4,775	n/a	\$4,775	\$5,090	\$5,674	\$5,674								
48x96	FDN.R.4896	\$2,834	\$3,050	\$3,316	\$4,612	\$3,316	\$3,550	\$3,998	\$3,998								
48x108	FDN.R.48108	\$3,024	\$3,275	\$3,568	\$4,678	\$3,568	\$3,840	\$4,349	\$4,349								
48x120	FDN.R.48120	\$3,183	\$3,472	\$3,760	\$4,991	\$3,760	\$4,064	\$4,625	\$4,625								
48x144	FDN.R.48144	\$4,261	\$4,596	\$4,929	\$6,338	\$4,929	\$5,278	\$5,920	\$5,920								
54x96	FDN.R.5496	\$3,260	\$3,511	\$3,763	n/a	\$3,763	\$4,031	\$4,528	\$4,528								
54x108	FDN.R.54108	\$3,466	\$3,755	\$4,047	n/a	\$4,047	\$4,358	\$4,924	\$4,924								
54x120	FDN.R.54120	\$3,635	\$3,950	\$4,269	n/a	\$4,269	\$4,600	\$5,210	\$5,210								
54x144	FDN.R.54144	\$4,763	\$5,142	\$5,521	n/a	\$5,521	\$5,917	\$6,636	\$6,636								
60x96	FDN.R.6096	\$3,330	\$3,619	\$3,911	n/a	\$3,911	\$4,222	\$4,788	\$4,788								
60x108	FDN.R.60108	\$3,539	\$3,874	\$4,207	n/a	\$4,207	\$4,556	\$5,198	\$5,198								
60x120	FDN.R.60120	\$3,714	\$4,084	\$4,462	n/a	\$4,462	\$4,853	\$5,562	\$5,562								
60x144	FDN.R.60144	\$4,832	\$5,242	\$5,656	n/a	\$5,656	\$6,090	\$6,864	\$6,864								

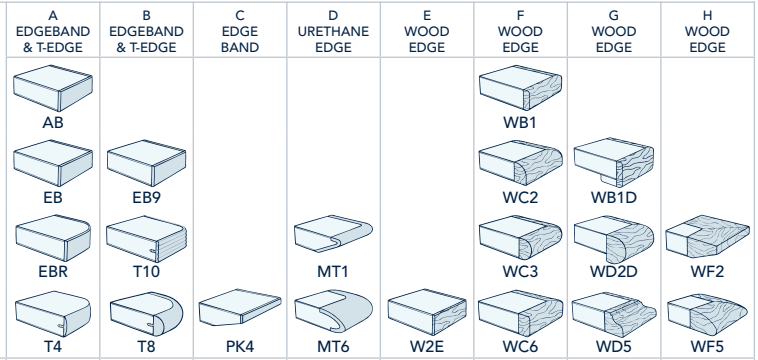
FREEDOM CONFERENCE TABLE

PRICING

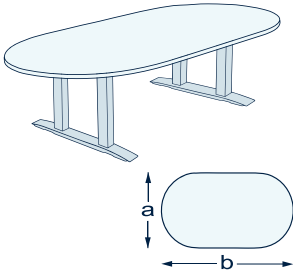
Seated Height - 29"

ORIGINAL LINES PRICING GUIDE

MAY 2024 V1.0



Racetrack



SIZE A X B	BASIC MODEL	A EDGE BAND & T-EDGE		B EDGE BAND & T-EDGE		C EDGE BAND		D URETHANE EDGE		E WOOD EDGE		F WOOD EDGE		G WOOD EDGE		H WOOD EDGE	
		AB	EB	EB9	T10	PK4	MT1	MT6	W2E	WC6	WC3	WC2	WB1D	WB1	WD5	WD2D	WF2
36x72	FDN.K.3672	\$2,379	\$2,508	\$2,760	\$3,321	\$2,760	\$2,909	\$3,424	\$3,424								
36x84	FDN.K.3684	\$2,692	\$2,881	\$3,138	\$3,695	\$3,138	\$3,413	\$3,700	\$3,700								
36x96	FDN.K.3696	\$2,762	\$2,893	\$3,223	\$3,734	\$3,223	\$3,478	\$3,851	\$3,851								
36x108	FDN.K.36108	\$2,924	\$3,173	\$3,423	\$3,933	\$3,423	\$3,688	\$4,202	\$4,202								
36x120	FDN.K.36120	\$3,146	\$3,444	\$3,753	\$4,243	\$3,753	\$4,068	\$4,672	\$4,672								
36x144	FDN.K.36144	\$4,261	\$4,609	\$4,956	\$5,610	\$4,956	\$5,320	\$6,002	\$6,002								
42x84	FDN.K.4284	\$2,876	\$3,207	\$3,517	\$3,703	\$3,517	\$3,603	\$4,055	\$4,055								
42x96	FDN.K.4296	\$2,977	\$3,255	\$3,452	\$3,754	\$3,452	\$3,646	\$4,084	\$4,084								
42x108	FDN.K.42108	\$3,192	\$3,490	\$3,788	\$4,340	\$3,788	\$4,101	\$4,706	\$4,706								
42x120	FDN.K.42120	\$3,399	\$3,700	\$4,021	\$4,685	\$4,021	\$4,362	\$5,016	\$5,016								
42x144	FDN.K.42144	\$4,520	\$4,899	\$5,295	\$6,094	\$5,295	\$5,709	\$6,473	\$6,473								
48x96	FDN.K.4896	\$3,066	\$3,371	\$3,757	\$4,476	\$3,757	\$4,091	\$4,747	\$4,747								
48x108	FDN.K.48108	\$3,305	\$3,644	\$4,038	\$4,600	\$4,038	\$4,404	\$5,091	\$5,091								
48x120	FDN.K.48120	\$3,506	\$3,895	\$4,288	\$4,899	\$4,288	\$4,694	\$5,452	\$5,452								
48x144	FDN.K.48144	\$4,633	\$5,067	\$5,500	\$6,300	\$5,500	\$5,960	\$6,789	\$6,789								
54x96	FDN.K.5496	\$3,566	\$3,891	\$4,231	\$4,899	\$4,231	\$4,592	\$5,264	\$5,264								
54x108	FDN.K.54108	\$3,821	\$4,193	\$4,587	\$5,349	\$4,587	\$5,002	\$5,766	\$5,766								
54x120	FDN.K.54120	\$4,033	\$4,427	\$4,826	\$5,685	\$4,826	\$5,257	\$6,079	\$6,079								
54x144	FDN.K.54144	\$5,205	\$5,681	\$6,173	\$7,168	\$6,173	\$6,693	\$7,641	\$7,641								
60x96	FDN.K.6096	\$3,652	\$4,045	\$4,438	\$5,490	\$4,438	\$4,853	\$5,617	\$5,617								
60x108	FDN.K.60108	\$3,911	\$4,495	\$4,971	\$5,562	\$4,971	\$5,411	\$6,396	\$6,396								
60x120	FDN.K.60120	\$4,131	\$4,634	\$5,138	\$5,910	\$5,138	\$5,668	\$6,627	\$6,627								
60x144	FDN.K.60144	\$5,290	\$5,824	\$6,361	\$7,331	\$6,361	\$6,923	\$7,932	\$7,932								

FREEDOM CONFERENCE TABLE

PRICING

Seated Height - 29"

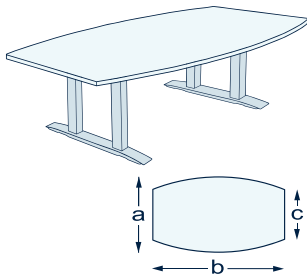
ORIGINAL LINES PRICING GUIDE

MAY 2024 V1.0



A EDGE BAND & T-EDGE	B EDGE BAND & T-EDGE	C EDGE BAND	D URETHANE EDGE	E WOOD EDGE	F WOOD EDGE	G WOOD EDGE	H WOOD EDGE
AB					WB1		
EB	EB9				WC2	WB1D	
EBR	T10		MT1		WC3	WD2D	WF2
T4	T8	PK4	MT6	W2E	WC6	WD5	WF5

Boat



SIZE A X B X C	BASIC MODEL	A		B		C		D		E		F		G		H	
		A	B	C	D	E	F	G	H	A	B	C	D	E	F	G	H
36x72x30	FDN.B.3672	\$2,402	\$2,545	\$2,727	\$3,344	\$2,727	\$2,899	\$3,438	\$3,438								
36x84x30	FDN.B.3684	\$2,721	\$2,880	\$3,128	\$3,749	\$3,128	\$3,489	\$3,655	\$3,655								
36x96x30	FDN.B.3696	\$2,797	\$3,000	\$3,265	\$3,822	\$3,265	\$3,583	\$3,845	\$3,845								
36x108x30	FDN.B.36108	\$2,968	\$3,206	\$3,447	\$4,033	\$3,447	\$3,774	\$4,196	\$4,196								
36x120x30	FDN.B.36120	\$3,196	\$3,484	\$3,777	\$4,431	\$3,777	\$4,083	\$4,666	\$4,666								
36x144x30	FDN.B.36144	\$4,318	\$4,666	\$5,013	\$5,781	\$5,013	\$5,377	\$6,059	\$6,059								
42x84x30	FDN.B.4284	\$2,918	\$3,106	\$3,542	\$3,777	\$3,542	\$3,645	\$4,097	\$4,097								
42x96x30	FDN.B.4296	\$3,021	\$3,288	\$3,523	\$3,999	\$3,523	\$3,712	\$4,191	\$4,191								
42x108x30	FDN.B.42108	\$3,243	\$3,531	\$3,816	\$4,468	\$3,816	\$4,119	\$4,701	\$4,701								
42x120x30	FDN.B.42120	\$3,458	\$3,770	\$4,095	\$4,798	\$4,095	\$4,425	\$5,051	\$5,051								
42x144x30	FDN.B.42144	\$4,593	\$4,981	\$5,377	\$6,233	\$5,377	\$5,790	\$6,546	\$6,546								
48x96x36	FDN.B.4896	\$3,116	\$3,551	\$3,949	\$4,698	\$3,949	\$4,083	\$4,850	\$4,850								
48x108x36	FDN.B.48108	\$3,360	\$3,687	\$4,064	\$4,813	\$4,064	\$4,419	\$5,081	\$5,081								
48x120x36	FDN.B.48120	\$3,571	\$3,950	\$4,325	\$5,145	\$4,325	\$4,715	\$5,446	\$5,446								
48x144x36	FDN.B.48144	\$4,709	\$5,143	\$5,576	\$6,515	\$5,576	\$6,036	\$6,865	\$6,865								
54x96x42	FDN.B.5496	\$3,627	\$3,955	\$4,282	\$5,013	\$4,282	\$4,627	\$5,274	\$5,274								
54x108x42	FDN.B.54108	\$3,888	\$4,267	\$4,646	\$5,475	\$4,646	\$5,044	\$5,779	\$5,779								
54x120x42	FDN.B.54120	\$4,112	\$4,522	\$4,935	\$5,829	\$4,935	\$5,368	\$6,156	\$6,156								
54x144x42	FDN.B.54144	\$5,292	\$5,783	\$6,276	\$7,331	\$6,276	\$6,796	\$7,728	\$7,728								
60x96x42	FDN.B.6096	\$3,718	\$4,152	\$4,387	\$5,531	\$4,387	\$4,745	\$5,394	\$5,394								
60x108x42	FDN.B.60108	\$3,987	\$4,670	\$5,165	\$5,727	\$5,165	\$5,487	\$6,472	\$6,472								
60x120x42	FDN.B.60120	\$4,211	\$4,695	\$5,182	\$6,224	\$5,182	\$5,693	\$6,613	\$6,613								
60x144x42	FDN.B.60144	\$5,385	\$5,919	\$6,456	\$7,600	\$6,456	\$7,018	\$8,027	\$8,027								



HOW TO ORDER

Model Number, Finishes, Options

Model Number

Basic Model + Edge* (ex: CNJ.B.60168.WF5)

*[Click here](#) to review all current SurfaceWorks edge options

Finish Selection

[Click here](#) to review all current SurfaceWorks finishes

Top Surface Finish

- Group 1 Laminate..... std
- Group 2 Laminate..... std
- Other Laminate/Material..... quote required

Top Edge Finish

- Standard Edge Color..... std
- Non-Standard Edge Color..... quote required

Base Finish

- Group 1 Laminate..... std
- Group 2 Laminate..... std
- Other Laminate/Material..... quote required

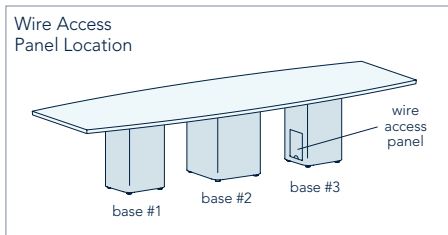
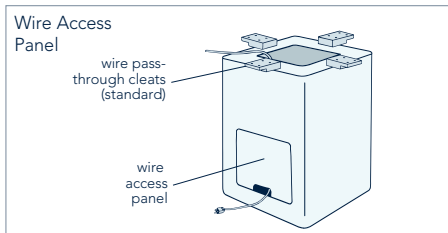
Wire Pass-Through Cleats

Wire Pass-Through Cleats easily accommodate wire pass through between the bases and the top and are included as standard with all Jefferson Conference Tables.

Wire Access Panel Option

Integrated Wire Access Panel is 8" x 10" and easily snaps out for wire accessibility while providing an ample pass-through point for cables and wires. Please specify which base(s) require wire access panel(s) (see illustration below).

- JW1 One base with Wire Access Panel + \$453
- JW2 Two bases with Wire Access Panels + \$906
- JW3 Three bases with Wire Access Panels. + \$1,358

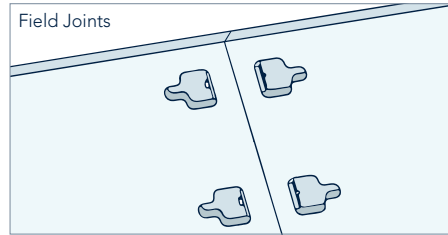


Two-Piece Top

All table tops over 144" in length (or over 72" in width/diameter for rounds, squares and squircles) are shipped in two pieces along with appropriate field joint hardware.

Due to building constraints such as elevators or stairwells, or other design constraints, some table tops typically made in one piece are optionally available in two or more pieces with field joints. This option requires a quote.

Two-Piece Top quote required



Cross-Grained Laminate

Cross-Grained positioned laminate is an option for conference tables, available when the aesthetic requires it and for multi-section tables where the field jointed seams run perpendicular to an aggressive laminate grain that is difficult to match. Laminate seams may be required, but are more easily hidden when aligned with the grain.

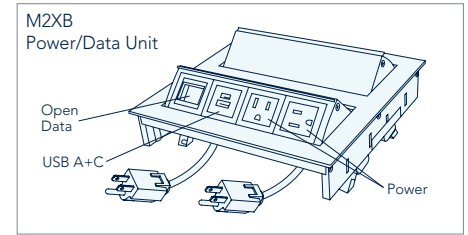
Cross-Grained Laminate quote required



Featured Power/Data: M2XB

Featured (default) power/data option includes M2XB (overall size 8.3" x 8") dual-sided popup units with two power, one USB A+C, and one open data on each side. Units are equipped with two 10' cords with straight plugs. Available in one, two or three units per table, in 499B Silver w/Black trim, 300 Black, and 699 White.

- CP1 One M2XB unit per table..... + \$1,515
- CP2 Two M2XB units per table..... + \$3,030
- CP3 Three M2XB units per table..... + \$4,545

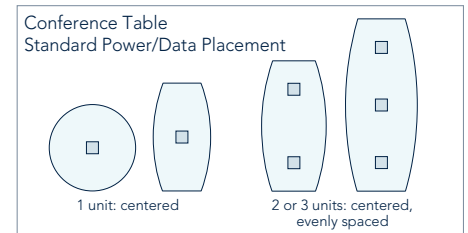


Power/Data Placement

Power/data units will be placed on standard-shaped conference tables as follows:

One power/data unit per table: standard placement is in the middle, oriented parallel with the length of the table.

Two or three power/data units per table: standard placement is centered width-wise, evenly distributed while avoiding base and/or other obstructions, oriented parallel to the length of the table, and maintaining a minimum distance of 20" from the ends of the table.



Other Power/Data

Please visit the Accessories section for all available power/data solutions.

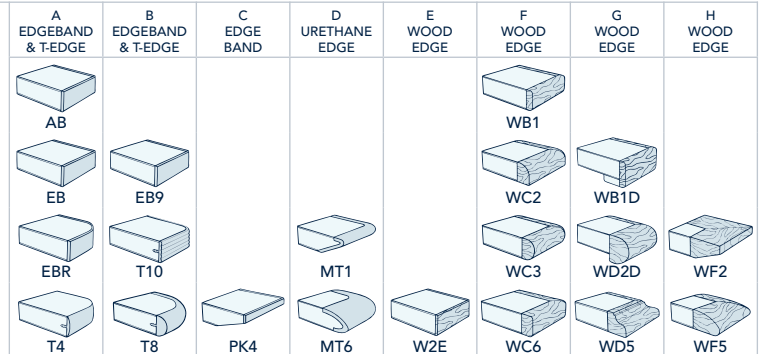

JEFFERSON CONFERENCE TABLE

PRICING

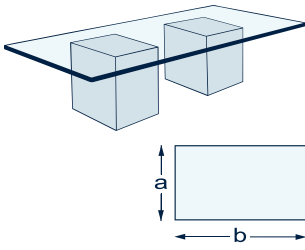
Seated Height - 29"

ORIGINAL LINES PRICING GUIDE

MAY 2024 V1.0



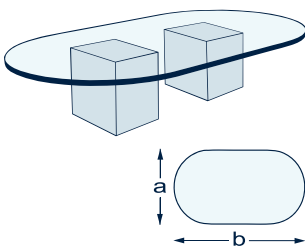
Rectangle



SIZE A X B	NOTES	BASIC MODEL	A	B	C	D	E	F	G	H
36x72	2 Bases	CNJ.R.3672	\$3,393	\$3,522	\$3,710	\$3,931	\$3,710	\$3,935	\$4,185	\$4,185
36x84	2 Bases	CNJ.R.3684	\$3,565	\$3,726	\$3,884	n/a	\$3,884	\$4,125	\$4,366	\$4,366
36x96	2 Bases	CNJ.R.3696	\$3,631	\$3,808	\$3,904	n/a	\$3,904	\$4,193	\$4,417	\$4,417
36x120	2 Bases	CNJ.R.36120	\$4,056	\$4,280	\$4,506	n/a	\$4,506	\$4,806	\$5,186	\$5,186
36x144	3 Bases	CNJ.R.36144	\$4,277	\$4,544	\$4,809	n/a	\$4,809	\$5,093	\$5,615	\$5,615
42x84	2 Bases	CNJ.R.4284	\$3,740	\$3,914	\$4,073	n/a	\$4,073	\$4,392	\$4,511	\$4,511
42x96	2 Bases	CNJ.R.4296	\$3,823	\$4,030	\$4,184	n/a	\$4,184	\$4,501	\$4,642	\$4,642
42x120	2 Bases	CNJ.R.42120	\$4,285	\$4,528	\$4,775	n/a	\$4,775	\$5,029	\$5,512	\$5,512
42x144	2 Bases	CNJ.R.42144	\$4,512	\$4,809	\$5,117	n/a	\$5,117	\$5,432	\$6,016	\$6,016
48x96	2 Bases	CNJ.R.4896	\$4,395	\$4,611	\$4,877	\$6,173	\$4,877	\$5,111	\$5,559	\$5,559
48x120	2 Bases	CNJ.R.48120	\$4,778	\$5,067	\$5,355	\$6,586	\$5,355	\$5,659	\$6,220	\$6,220
48x144	2 Bases	CNJ.R.48144	\$5,106	\$5,441	\$5,774	\$7,183	\$5,774	\$6,123	\$6,765	\$6,765
48x168	3 Bases 2Pc*	CNJ.R.48168	\$7,554	\$7,934	\$8,462	\$10,819	\$8,462	\$8,895	\$9,735	\$9,735
48x192	3 Bases 2Pc*	CNJ.R.48192	\$7,933	\$8,356	\$8,895	\$11,099	\$8,895	\$9,364	\$10,255	\$10,255
60x96	2 Bases	CNJ.R.6096	\$5,005	\$5,294	\$5,586	n/a	\$5,586	\$5,897	\$6,463	\$6,463
60x120	2 Bases	CNJ.R.60120	\$5,418	\$5,788	\$6,166	n/a	\$6,166	\$6,557	\$7,266	\$7,266
60x144	2 Bases	CNJ.R.60144	\$5,702	\$6,112	\$6,526	n/a	\$6,526	\$6,960	\$7,734	\$7,734
60x168	3 Bases 2Pc*	CNJ.R.60168	\$8,514	\$9,028	\$9,544	n/a	\$9,544	\$10,087	\$11,102	\$11,102
60x192	3 Bases 2Pc*	CNJ.R.60192	\$8,856	\$9,436	\$10,020	n/a	\$10,020	\$10,636	\$11,766	\$11,766

*Tables over 144" are shipped in two pieces with field joint hardware included.

Racetrack



SIZE A X B	NOTES	BASIC MODEL	A	B	C	D	E	F	G	H
36x72	2 Bases	CNJ.K.3672	\$3,532	\$3,661	\$3,913	\$4,474	\$3,913	\$4,062	\$4,577	\$4,577
36x84	2 Bases	CNJ.K.3684	\$3,750	\$3,939	\$4,196	\$4,753	\$4,196	\$4,471	\$4,758	\$4,758
36x96	2 Bases	CNJ.K.3696	\$3,831	\$3,962	\$4,292	\$4,803	\$4,292	\$4,547	\$4,920	\$4,920
36x120	2 Bases	CNJ.K.36120	\$4,341	\$4,639	\$4,948	\$5,438	\$4,948	\$5,263	\$5,867	\$5,867
36x144	3 Bases	CNJ.K.36144	\$4,615	\$4,963	\$5,310	\$5,964	\$5,310	\$5,674	\$6,356	\$6,356
42x84	2 Bases	CNJ.K.4284	\$3,960	\$4,291	\$4,601	\$4,787	\$4,601	\$4,687	\$5,139	\$5,139

*Tables over 144" are shipped in two pieces with field joint hardware included.


JEFFERSON CONFERENCE TABLE

PRICING

Seated Height - 29"

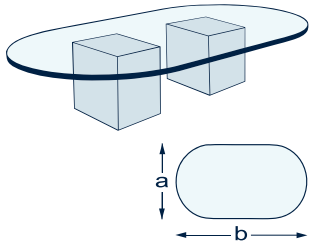
ORIGINAL LINES PRICING GUIDE

MAY 2024 V1.0



A EDGE BAND & T-EDGE	B EDGE BAND & T-EDGE	C EDGE BAND	D URETHANE EDGE	E WOOD EDGE	F WOOD EDGE	G WOOD EDGE	H WOOD EDGE
AB	EB9				WB1	WB1D	
EB	T10		MT1		WC2	WD2D	WF2
EBR	T8	PK4	MT6	W2E	WC3	WD5	WF5
T4					WC6		

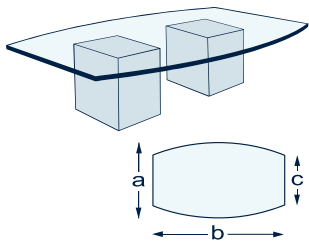
Racetrack



SIZE A X B	NOTES	BASIC MODEL	A	B	C	D	E	F	G	H
42x96	2 Bases	CNJ.K.4296	\$4,076	\$4,354	\$4,551	\$4,853	\$4,551	\$4,745	\$5,183	\$5,183
42x120	2 Bases	CNJ.K.42120	\$4,624	\$4,925	\$5,246	\$5,910	\$5,246	\$5,587	\$6,241	\$6,241
42x144	2 Bases	CNJ.K.42144	\$4,906	\$5,285	\$5,681	\$6,480	\$5,681	\$6,095	\$6,859	\$6,859
48x96	2 Bases	CNJ.K.4896	\$4,662	\$4,967	\$5,353	\$6,072	\$5,353	\$5,687	\$6,343	\$6,343
48x120	2 Bases	CNJ.K.48120	\$5,144	\$5,533	\$5,926	\$6,537	\$5,926	\$6,332	\$7,090	\$7,090
48x144	2 Bases	CNJ.K.48144	\$5,524	\$5,958	\$6,391	\$7,191	\$6,391	\$6,851	\$7,680	\$7,680
48x168	3 Bases 2Pc*	CNJ.K.48168	\$8,076	\$8,620	\$9,332	\$10,778	\$9,332	\$9,914	\$11,047	\$11,047
48x192	3 Bases 2Pc*	CNJ.K.48192	\$8,506	\$9,108	\$9,836	\$11,050	\$9,836	\$10,465	\$11,663	\$11,663
60x96	2 Bases	CNJ.K.6096	\$5,365	\$5,758	\$6,151	\$7,203	\$6,151	\$6,566	\$7,330	\$7,330
60x120	2 Bases	CNJ.K.60120	\$5,893	\$6,396	\$6,900	\$7,672	\$6,900	\$7,430	\$8,389	\$8,389
60x144	2 Bases	CNJ.K.60144	\$6,222	\$6,756	\$7,293	\$8,263	\$7,293	\$7,855	\$8,864	\$8,864
60x168	3 Bases 2Pc*	CNJ.K.60168	\$9,203	\$9,928	\$10,620	\$11,763	\$10,620	\$11,351	\$12,725	\$12,725
60x192	3 Bases 2Pc*	CNJ.K.60192	\$9,626	\$10,443	\$11,227	\$12,498	\$11,227	\$12,053	\$13,583	\$13,583

*Tables over 144" are shipped in two pieces with field joint hardware included.

Boat



SIZE A X B X C	NOTES	BASIC MODEL	A	B	C	D	E	F	G	H
36x72x30	2 Bases	CNJ.B.3672	\$3,556	\$3,699	\$3,881	\$4,498	\$3,881	\$4,053	\$4,592	\$4,592
36x84x30	2 Bases	CNJ.B.3684	\$3,784	\$3,943	\$4,191	\$4,812	\$4,191	\$4,552	\$4,718	\$4,718
36x96x30	2 Bases	CNJ.B.3696	\$3,871	\$4,074	\$4,339	\$4,896	\$4,339	\$4,657	\$4,919	\$4,919
36x120x30	2 Bases	CNJ.B.36120	\$4,395	\$4,683	\$4,976	\$5,630	\$4,976	\$5,282	\$5,865	\$5,865
36x144x30	3 Bases	CNJ.B.36144	\$4,680	\$5,028	\$5,375	\$6,143	\$5,375	\$5,739	\$6,421	\$6,421
42x84x30	2 Bases	CNJ.B.4284	\$4,005	\$4,193	\$4,629	\$4,864	\$4,629	\$4,732	\$5,184	\$5,184
42x96x30	2 Bases	CNJ.B.4296	\$4,124	\$4,391	\$4,626	\$5,102	\$4,626	\$4,815	\$5,294	\$5,294
42x120x30	2 Bases	CNJ.B.42120	\$4,693	\$5,005	\$5,330	\$6,033	\$5,330	\$5,660	\$6,286	\$6,286
42x144x30	2 Bases	CNJ.B.42144	\$4,989	\$5,377	\$5,773	\$6,629	\$5,773	\$6,186	\$6,942	\$6,942
48x96x36	2 Bases	CNJ.B.4896	\$4,719	\$5,154	\$5,552	\$6,301	\$5,552	\$5,686	\$6,453	\$6,453
48x120x36	2 Bases	CNJ.B.48120	\$5,305	\$5,684	\$6,059	\$6,879	\$6,059	\$6,449	\$7,180	\$7,180
48x144x36	2 Bases	CNJ.B.48144	\$5,611	\$6,045	\$6,478	\$7,417	\$6,478	\$6,938	\$7,767	\$7,767

*Tables over 144" are shipped in two pieces with field joint hardware included.


JEFFERSON CONFERENCE TABLE

PRICING

Seated Height - 29"

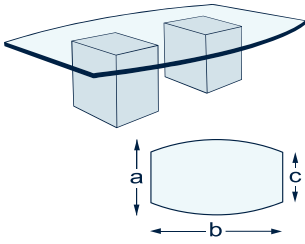
ORIGINAL LINES PRICING GUIDE

MAY 2024 V1.0



A EDGE BAND & T-EDGE	B EDGE BAND & T-EDGE	C EDGE BAND	D URETHANE EDGE	E WOOD EDGE	F WOOD EDGE	G WOOD EDGE	H WOOD EDGE
AB					WB1		
EB	EB9				WC2	WB1D	
EBR	T10		MT1		WC3	WD2D	WF2
T4	T8	PK4	MT6	W2E	WC6	WD5	WF5

Boat



SIZE A X B X C	NOTES	BASIC MODEL	A	B	C	D	E	F	G	H
48x168x36	3 Bases 2Pc*	CNJ.B.48168	\$8,274	\$8,797	\$9,485	\$11,090	\$9,485	\$10,048	\$11,138	\$11,138
48x192x36	3 Bases 2Pc*	CNJ.B.48192	\$8,718	\$9,299	\$10,000	\$11,384	\$10,000	\$10,604	\$11,762	\$11,762
60x96x42	2 Bases	CNJ.B.6096	\$5,439	\$5,873	\$6,108	\$7,252	\$6,108	\$6,466	\$7,115	\$7,115
60x120x42	2 Bases	CNJ.B.60120	\$6,076	\$6,560	\$7,047	\$8,089	\$7,047	\$7,558	\$8,478	\$8,478
60x144x42	2 Bases	CNJ.B.60144	\$6,977	\$7,511	\$8,048	\$9,192	\$8,048	\$8,610	\$9,619	\$9,619
60x168x42	3 Bases 2Pc*	CNJ.B.60168	\$9,654	\$10,350	\$11,019	\$12,527	\$11,019	\$11,724	\$13,049	\$13,049
60x192x42	3 Bases 2Pc*	CNJ.B.60192	\$10,280	\$11,068	\$11,824	\$13,511	\$11,824	\$12,622	\$14,089	\$14,089

*Tables over 144" are shipped in two pieces with field joint hardware included.



Model Number

Basic Model + Edge* (ex: CNO.B.4896.MT6)

*[Click here](#) to review all current SurfaceWorks edge options

Finish Selection

[Click here](#) to review all current SurfaceWorks finishes

Top Surface Finish

- Group 1 Laminate..... std
- Group 2 Laminate..... std
- Other Laminate/Material..... quote required

Top Edge Finish

- Standard Edge Color..... std
- Non-Standard Edge Color..... quote required

Base Finish

- Group 1 Laminate..... std
- Group 2 Laminate..... std
- Other Laminate/Material..... quote required

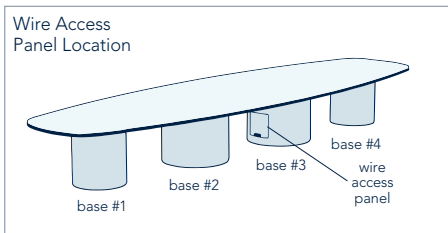
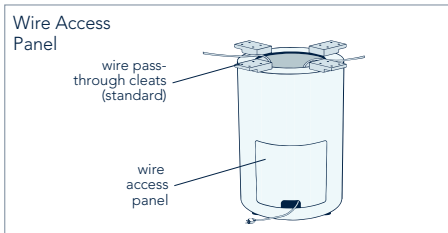
Wire Pass-Through Cleats

Wire Pass-Through Cleats easily accommodate wire pass through between the bases and the top and are included as standard with all Ovation Conference Tables.

Wire Access Panel Option

Integrated 8" x 10" Wire Access Panel easily snaps out for wire accessibility while providing an ample pass-through point for cables and wires. Please specify which base(s) require wire access panel(s) (see illustration below).

- OW1 One base with Wire Access Panel + \$453
- OW2 Two bases with Wire Access Panels + \$906
- OW3 Three bases with Wire Access Panels..... + \$1,358




Two-Piece Top

All table tops over 144" in length (or over 72" in width/diameter for rounds, squares and squircles) are shipped in two pieces along with appropriate field joint hardware.

Due to building constraints such as elevators or stairwells, or other design constraints, some table tops typically made in one piece are optionally available in two or more pieces with field joints. This option requires a quote.

Two-Piece Top quote required



Cross-Grained Laminate

Cross-Grained positioned laminate is an option for conference tables, available when the aesthetic requires it and for multi-section tables where the field jointed seams run perpendicular to an aggressive laminate grain that is difficult to match. Laminate seams may be required, but are more easily hidden when aligned with the grain.

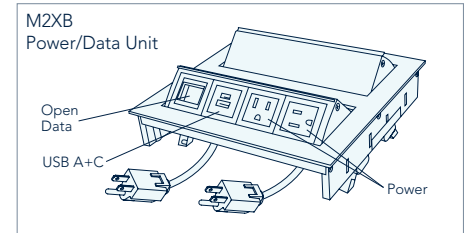
Cross-Grained Laminate quote required



Featured Power/Data: M2XB

Featured (default) power/data option includes M2XB (overall size 8.3" x 8") dual-sided popup units with two power, one USB A+C, and one open data on each side. Units are equipped with two 10' cords with straight plugs. Available in one, two or three units per table, in 499B Silver w/Black trim, 300 Black, and 699 White.

- CP1 One M2XB unit per table..... + \$1,515
- CP2 Two M2XB units per table..... + \$3,030
- CP3 Three M2XB units per table..... + \$4,545

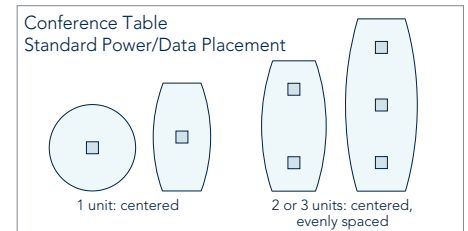


Power/Data Placement

Power/data units will be placed on standard-shaped conference tables as follows:

One power/data unit per table: standard placement is in the middle, oriented parallel with the length of the table.

Two or three power/data units per table: standard placement is centered width-wise, evenly distributed while avoiding base and/or other obstructions, oriented parallel to the length of the table, and maintaining a minimum distance of 20" from the ends of the table.



Other Power/Data

Please visit the Accessories section for all available power/data solutions.

OVATION CONFERENCE TABLE

PRICING

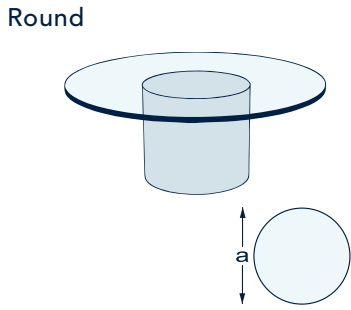
Seated Height - 29"

ORIGINAL LINES PRICING GUIDE

MAY 2024 V1.0

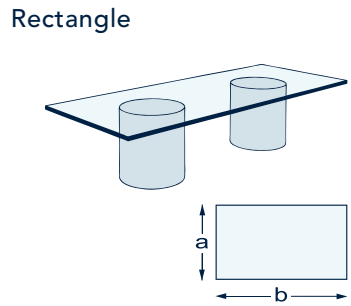


A EDGE BAND & T-EDGE	B EDGE BAND & T-EDGE	C EDGE BAND	D URETHANE EDGE	E WOOD EDGE	F WOOD EDGE	G WOOD EDGE	H WOOD EDGE
AB					WB1		
EB	EB9				WC2	WB1D	
EBR	T10		MT1		WC3	WD2D	WF2
T4	T8	PK4	MT6	W2E	WC6	WD5	WF5



SIZE A	NOTES	BASIC MODEL	A	B	C	D	E	F	G	H
42dia		CNO.D.42	\$2,059	\$2,150	\$2,436	\$2,547	\$2,436	\$2,550	\$2,863	\$2,863
48dia		CNO.D.48	\$2,258	\$2,370	\$2,672	\$2,798	\$2,672	\$2,786	\$3,099	\$3,099
54dia		CNO.D.54	\$2,363	\$2,510	\$2,734	\$2,829	\$2,734	\$2,981	\$3,176	\$3,176
60dia		CNO.D.60	\$2,887	\$3,058	\$3,355	\$3,430	\$3,355	\$3,596	\$3,767	\$3,767
72dia	w/Seam*	CNO.D.72	\$4,512	\$4,711	\$5,384	n/a	\$5,384	\$5,786	\$6,607	\$6,607

*72" diameter tables are made in 1 piece with laminate seam.



SIZE A X B	NOTES	BASIC MODEL	A	B	C	D	E	F	G	H
36x72	2 Bases	CNO.R.3672	\$3,308	\$3,437	\$3,625	\$3,846	\$3,625	\$3,850	\$4,100	\$4,100
36x84	2 Bases	CNO.R.3684	\$3,480	\$3,641	\$3,799	n/a	\$3,799	\$4,040	\$4,281	\$4,281
36x96	2 Bases	CNO.R.3696	\$3,546	\$3,723	\$3,819	n/a	\$3,819	\$4,108	\$4,332	\$4,332
36x120	2 Bases	CNO.R.36120	\$3,966	\$4,190	\$4,416	n/a	\$4,416	\$4,716	\$5,096	\$5,096
36x144	3 Bases	CNO.R.36144	\$4,190	\$4,457	\$4,722	n/a	\$4,722	\$5,006	\$5,528	\$5,528
42x84	2 Bases	CNO.R.4284	\$3,656	\$3,830	\$3,989	n/a	\$3,989	\$4,308	\$4,427	\$4,427
42x96	2 Bases	CNO.R.4296	\$3,740	\$3,947	\$4,101	n/a	\$4,101	\$4,418	\$4,559	\$4,559
42x120	2 Bases	CNO.R.42120	\$4,198	\$4,441	\$4,688	n/a	\$4,688	\$4,942	\$5,425	\$5,425
42x144	2 Bases	CNO.R.42144	\$4,424	\$4,721	\$5,029	n/a	\$5,029	\$5,344	\$5,928	\$5,928
48x96	2 Bases	CNO.R.4896	\$4,298	\$4,514	\$4,780	\$6,076	\$4,780	\$5,014	\$5,462	\$5,462
48x120	2 Bases	CNO.R.48120	\$4,679	\$4,968	\$5,256	\$6,487	\$5,256	\$5,560	\$6,121	\$6,121
48x144	2 Bases	CNO.R.48144	\$5,005	\$5,340	\$5,673	\$7,082	\$5,673	\$6,022	\$6,664	\$6,664
48x168	3 Bases 2Pc*	CNO.R.48168	\$7,406	\$7,786	\$8,314	\$10,671	\$8,314	\$8,747	\$9,587	\$9,587
48x192	3 Bases 2Pc*	CNO.R.48192	\$7,779	\$8,202	\$8,741	\$10,945	\$8,741	\$9,210	\$10,101	\$10,101
60x96	2 Bases	CNO.R.6096	\$4,901	\$5,190	\$5,482	n/a	\$5,482	\$5,793	\$6,359	\$6,359
60x120	2 Bases	CNO.R.60120	\$5,313	\$5,683	\$6,061	n/a	\$6,061	\$6,452	\$7,161	\$7,161
60x144	2 Bases	CNO.R.60144	\$5,594	\$6,004	\$6,418	n/a	\$6,418	\$6,852	\$7,626	\$7,626
60x168	3 Bases 2Pc*	CNO.R.60168	\$8,359	\$8,873	\$9,389	n/a	\$9,389	\$9,932	\$10,947	\$10,947
60x192	3 Bases 2Pc*	CNO.R.60192	\$8,698	\$9,278	\$9,862	n/a	\$9,862	\$10,478	\$11,608	\$11,608

*Tables over 144" are shipped in two pieces with field joint hardware included.

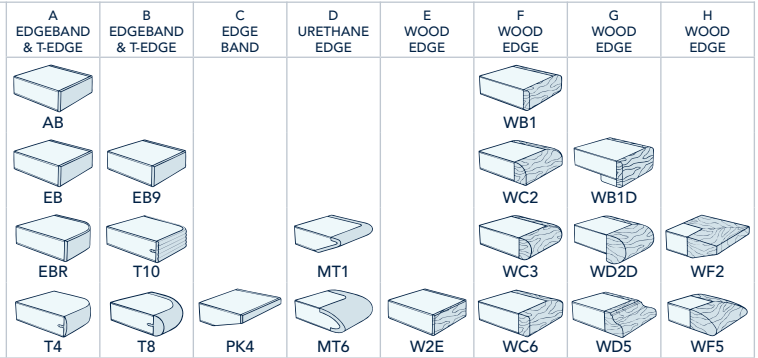
OVATION CONFERENCE TABLE

PRICING

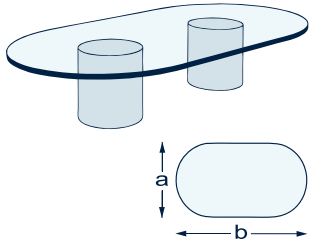
Seated Height - 29"

ORIGINAL LINES PRICING GUIDE

MAY 2024 V1.0



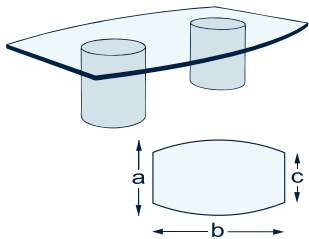
Racetrack



SIZE A X B	NOTES	BASIC MODEL	A	B	C	D	E	F	G	H
36x72	2 Bases	CNO.K.3672	\$3,448	\$3,577	\$3,829	\$4,390	\$3,829	\$3,978	\$4,493	\$4,493
36x84	2 Bases	CNO.K.3684	\$3,666	\$3,855	\$4,112	\$4,669	\$4,112	\$4,387	\$4,674	\$4,674
36x96	2 Bases	CNO.K.3696	\$3,747	\$3,878	\$4,208	\$4,719	\$4,208	\$4,463	\$4,836	\$4,836
36x120	2 Bases	CNO.K.36120	\$4,252	\$4,550	\$4,859	\$5,349	\$4,859	\$5,174	\$5,778	\$5,778
36x144	3 Bases	CNO.K.36144	\$4,528	\$4,876	\$5,223	\$5,877	\$5,223	\$5,587	\$6,269	\$6,269
42x84	2 Bases	CNO.K.4284	\$3,875	\$4,206	\$4,516	\$4,702	\$4,516	\$4,602	\$5,054	\$5,054
42x96	2 Bases	CNO.K.4296	\$3,991	\$4,269	\$4,466	\$4,768	\$4,466	\$4,660	\$5,098	\$5,098
42x120	2 Bases	CNO.K.42120	\$4,537	\$4,838	\$5,159	\$5,823	\$5,159	\$5,500	\$6,154	\$6,154
42x144	2 Bases	CNO.K.42144	\$4,819	\$5,198	\$5,594	\$6,393	\$5,594	\$6,008	\$6,772	\$6,772
48x96	2 Bases	CNO.K.4896	\$4,564	\$4,869	\$5,255	\$5,974	\$5,255	\$5,589	\$6,245	\$6,245
48x120	2 Bases	CNO.K.48120	\$5,045	\$5,434	\$5,827	\$6,438	\$5,827	\$6,233	\$6,991	\$6,991
48x144	2 Bases	CNO.K.48144	\$5,424	\$5,858	\$6,291	\$7,091	\$6,291	\$6,751	\$7,580	\$7,580
48x168	3 Bases 2Pc*	CNO.K.48168	\$7,927	\$8,471	\$9,183	\$10,629	\$9,183	\$9,765	\$10,898	\$10,898
48x192	3 Bases 2Pc*	CNO.K.48192	\$8,352	\$8,954	\$9,682	\$10,896	\$9,682	\$10,311	\$11,509	\$11,509
60x96	2 Bases	CNO.K.6096	\$5,260	\$5,653	\$6,046	\$7,098	\$6,046	\$6,461	\$7,225	\$7,225
60x120	2 Bases	CNO.K.60120	\$5,788	\$6,291	\$6,795	\$7,567	\$6,795	\$7,325	\$8,284	\$8,284
60x144	2 Bases	CNO.K.60144	\$6,113	\$6,647	\$7,184	\$8,154	\$7,184	\$7,746	\$8,755	\$8,755
60x168	3 Bases 2Pc*	CNO.K.60168	\$9,045	\$9,770	\$10,462	\$11,605	\$10,462	\$11,193	\$12,567	\$12,567
60x192	3 Bases 2Pc*	CNO.K.60192	\$9,469	\$10,286	\$11,070	\$12,341	\$11,070	\$11,896	\$13,426	\$13,426

*Tables over 144" are shipped in two pieces with field joint hardware included.

Boat



SIZE A X B X C	NOTES	BASIC MODEL	A	B	C	D	E	F	G	H
36x72x30	2 Bases	CNO.B.3672	\$3,471	\$3,614	\$3,796	\$4,413	\$3,796	\$3,968	\$4,507	\$4,507
36x84x30	2 Bases	CNO.B.3684	\$3,700	\$3,859	\$4,107	\$4,728	\$4,107	\$4,468	\$4,634	\$4,634
36x96x30	2 Bases	CNO.B.3696	\$3,787	\$3,990	\$4,255	\$4,812	\$4,255	\$4,573	\$4,835	\$4,835
36x120x30	2 Bases	CNO.B.36120	\$4,308	\$4,596	\$4,889	\$5,543	\$4,889	\$5,195	\$5,778	\$5,778
36x144x30	3 Bases	CNO.B.36144	\$4,593	\$4,941	\$5,288	\$6,056	\$5,288	\$5,652	\$6,334	\$6,334
42x84x30	2 Bases	CNO.B.4284	\$3,921	\$4,109	\$4,545	\$4,780	\$4,545	\$4,648	\$5,100	\$5,100

*Tables over 144" are shipped in two pieces with field joint hardware included.

OVATION CONFERENCE TABLE

PRICING

Seated Height - 29"

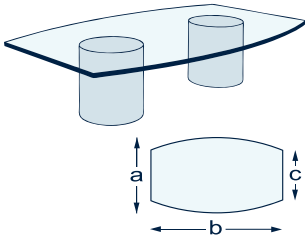
ORIGINAL LINES PRICING GUIDE

MAY 2024 V1.0



A EDGE BAND & T-EDGE	B EDGE BAND & T-EDGE	C EDGE BAND	D URETHANE EDGE	E WOOD EDGE	F WOOD EDGE	G WOOD EDGE	H WOOD EDGE
AB					WB1		
EB	EB9				WC2	WB1D	
EBR	T10		MT1		WC3	WD2D	WF2
T4	T8	PK4	MT6	W2E	WC6	WD5	WF5

Boat



SIZE A X B X C	NOTES	BASIC MODEL	Edge Band / Wood Edge									
			A	B	C	D	E	F	G	H		
42x96x30	2 Bases	CNO.B.4296	\$4,040	\$4,307	\$4,542	\$5,018	\$4,542	\$4,731	\$5,210	\$5,210		
42x120x30	2 Bases	CNO.B.42120	\$4,605	\$4,917	\$5,242	\$5,945	\$5,242	\$5,572	\$6,198	\$6,198		
42x144x30	2 Bases	CNO.B.42144	\$4,902	\$5,290	\$5,686	\$6,542	\$5,686	\$6,099	\$6,855	\$6,855		
48x96x36	2 Bases	CNO.B.4896	\$4,622	\$5,057	\$5,455	\$6,204	\$5,455	\$5,589	\$6,356	\$6,356		
48x120x36	2 Bases	CNO.B.48120	\$5,204	\$5,583	\$5,958	\$6,778	\$5,958	\$6,348	\$7,079	\$7,079		
48x144x36	2 Bases	CNO.B.48144	\$5,509	\$5,943	\$6,376	\$7,315	\$6,376	\$6,836	\$7,665	\$7,665		
48x168x36	3 Bases 2Pc*	CNO.B.48168	\$8,124	\$8,647	\$9,335	\$10,940	\$9,335	\$9,898	\$10,988	\$10,988		
48x192x36	3 Bases 2Pc*	CNO.B.48192	\$8,562	\$9,143	\$9,844	\$11,228	\$9,844	\$10,448	\$11,606	\$11,606		
60x96x42	2 Bases	CNO.B.6096	\$5,334	\$5,768	\$6,003	\$7,147	\$6,003	\$6,361	\$7,010	\$7,010		
60x120x42	2 Bases	CNO.B.60120	\$5,968	\$6,452	\$6,939	\$7,981	\$6,939	\$7,450	\$8,370	\$8,370		
60x144x42	2 Bases	CNO.B.60144	\$6,851	\$7,385	\$7,922	\$9,066	\$7,922	\$8,484	\$9,493	\$9,493		
60x168x42	3 Bases 2Pc*	CNO.B.60168	\$9,486	\$10,182	\$10,851	\$12,359	\$10,851	\$11,556	\$12,881	\$12,881		
60x192x42	3 Bases 2Pc*	CNO.B.60192	\$10,108	\$10,896	\$11,652	\$13,339	\$11,652	\$12,450	\$13,917	\$13,917		

*Tables over 144" are shipped in two pieces with field joint hardware included.



HOW TO ORDER

Model Number, Finishes, Options

Model Number

Basic Model + Edge* (ex: CNP.B.48144.MT6)

*Click here to review all current SurfaceWorks edge options

Finish Selection

Click here to review all current SurfaceWorks finishes

Top Surface Finish

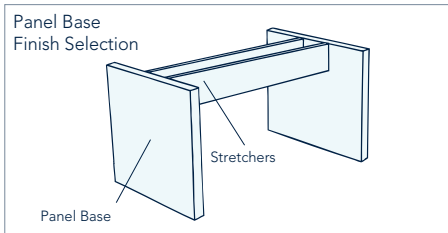
- Group 1 Laminate std
- Group 2 Laminate std
- Other Laminate/Material quote required

Top Edge Finish

- Standard Edge Color std
- Non-Standard Edge Color quote required

Base Finish

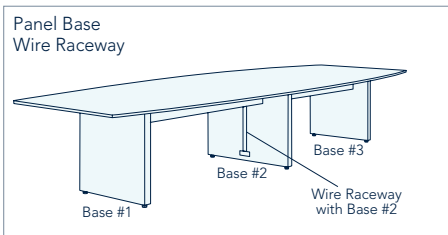
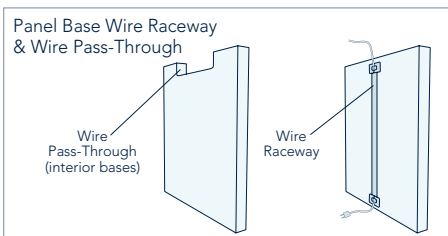
- Group 1 Laminate std
- Group 2 Laminate std
- Other Laminate/Material quote required (note: stretchers are finished in black melamine)



Wire Raceway Option & Wire Pass-Through

The Panel Base Integrated Wire Raceway features a hollow raceway through the center of the base to manage and conceal cords, with a brush-lined channel for easy access. Please specify which base(s) require Wire Raceway(s) (see below). **Wire pass-through cutouts** are standard with all interior panel bases (for tables with three or more panel bases).

- PW1 One Panel Base with Wire Raceway + \$331
- PW2 Two Panel Bases with Wire Raceway + \$662
- PW3 Three Panel Bases with Wire Raceway + \$993

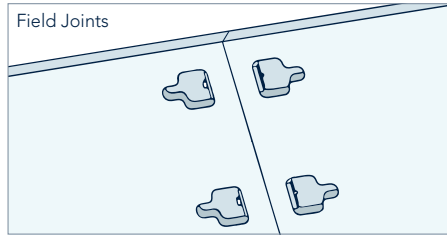


Two-Piece Top

All table tops over 144" in length (or over 72" in width/diameter for rounds, squares and squircles) are shipped in two pieces along with appropriate field joint hardware.

Due to building constraints such as elevators or stairwells, or other design constraints, some table tops typically made in one piece are optionally available in two or more pieces with field joints. This option requires a quote.

Two-Piece Top quote required



Cross-Grained Laminate

Cross-Grained positioned laminate is an option for conference tables, available when the aesthetic requires it and for multi-section tables where the field jointed seams run perpendicular to an aggressive laminate grain that is difficult to match. Laminate seams may be required, but are more easily hidden when aligned with the grain.

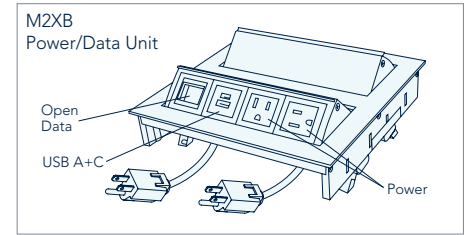
Cross-Grained Laminate quote required



Featured Power/Data: M2XB

Featured (default) power/data option includes M2XB (overall size 8.3" x 8") dual-sided popup units with two power, one USB A+C, and one open data on each side. Units are equipped with two 10' cords with straight plugs. Available in one, two or three units per table, in 499B Silver w/Black trim, 300 Black, and 699 White.

- CP1 One M2XB unit per table + \$1,515
- CP2 Two M2XB units per table + \$3,030
- CP3 Three M2XB units per table + \$4,545

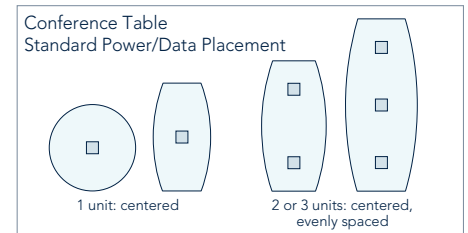


Power/Data Placement

Power/data units will be placed on standard-shaped conference tables as follows:

One power/data unit per table: standard placement is in the middle, oriented parallel with the length of the table.

Two or three power/data units per table: standard placement is centered width-wise, evenly distributed while avoiding base and/or other obstructions, oriented parallel to the length of the table, and maintaining a minimum distance of 20" from the ends of the table.



Other Power/Data

Please visit the Accessories section for all available power/data solutions.

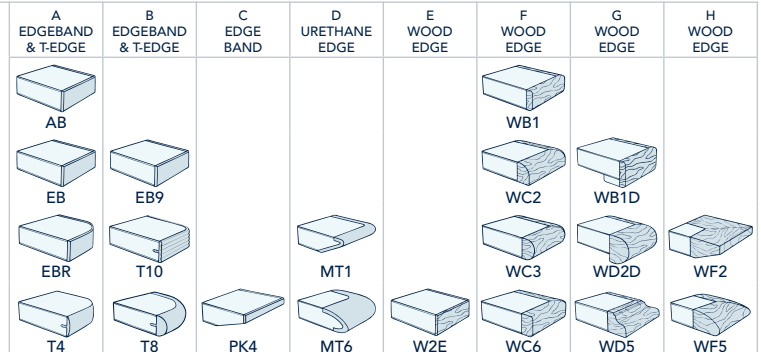
PANEL BASE CONFERENCE TABLE

PRICING

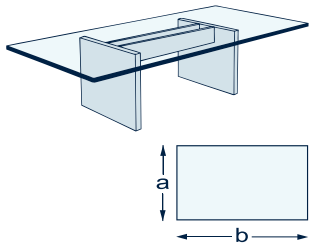
Seated Height - 29"

ORIGINAL LINES PRICING GUIDE

MAY 2024 V1.0



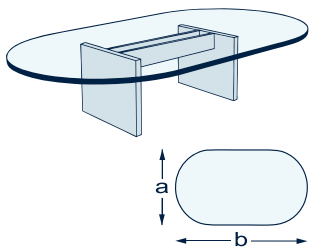
Rectangle



SIZE A X B	NOTES	BASIC MODEL	A	B	C	D	E	F	G	H
36x72	2 Bases	CNP.R.3672	\$1,806	\$1,935	\$2,123	\$2,344	\$2,123	\$2,348	\$2,598	\$2,598
36x84	2 Bases	CNP.R.3684	\$1,990	\$2,151	\$2,309	n/a	\$2,309	\$2,550	\$2,791	\$2,791
36x96	2 Bases	CNP.R.3696	\$2,070	\$2,247	\$2,343	n/a	\$2,343	\$2,632	\$2,856	\$2,856
36x120	2 Bases	CNP.R.36120	\$2,426	\$2,650	\$2,876	n/a	\$2,876	\$3,176	\$3,556	\$3,556
36x144	3 Bases	CNP.R.36144	\$2,656	\$2,923	\$3,188	n/a	\$3,188	\$3,472	\$3,994	\$3,994
42x84	2 Bases	CNP.R.4284	\$2,148	\$2,322	\$2,481	n/a	\$2,481	\$2,800	\$2,919	\$2,919
42x96	2 Bases	CNP.R.4296	\$2,248	\$2,455	\$2,609	n/a	\$2,609	\$2,926	\$3,067	\$3,067
42x120	2 Bases	CNP.R.42120	\$2,638	\$2,881	\$3,128	n/a	\$3,128	\$3,382	\$3,865	\$3,865
42x144	3 Bases	CNP.R.42144	\$2,870	\$3,167	\$3,475	n/a	\$3,475	\$3,790	\$4,374	\$4,374
48x96	2 Bases	CNP.R.4896	\$2,365	\$2,581	\$2,847	\$4,143	\$2,847	\$3,081	\$3,529	\$3,529
48x120	2 Bases	CNP.R.48120	\$2,785	\$3,074	\$3,362	\$4,593	\$3,362	\$3,666	\$4,227	\$4,227
48x144	3 Bases	CNP.R.48144	\$3,025	\$3,360	\$3,693	\$5,102	\$3,693	\$4,042	\$4,684	\$4,684
48x168	3 Bases 2Pc*	CNP.R.48168	\$4,567	\$4,947	\$5,475	\$7,832	\$5,475	\$5,908	\$6,748	\$6,748
48x192	3 Bases 2Pc*	CNP.R.48192	\$4,795	\$5,218	\$5,757	\$7,961	\$5,757	\$6,226	\$7,117	\$7,117
60x96	2 Bases	CNP.R.6096	\$2,810	\$3,099	\$3,391	n/a	\$3,391	\$3,702	\$4,268	\$4,268
60x120	2 Bases	CNP.R.60120	\$3,242	\$3,612	\$3,990	n/a	\$3,990	\$4,381	\$5,090	\$5,090
60x144	3 Bases	CNP.R.60144	\$3,442	\$3,852	\$4,266	n/a	\$4,266	\$4,700	\$5,474	\$5,474
60x168	3 Bases 2Pc*	CNP.R.60168	\$5,255	\$5,769	\$6,285	n/a	\$6,285	\$6,828	\$7,843	\$7,843
60x192	3 Bases 2Pc*	CNP.R.60192	\$5,615	\$6,195	\$6,779	n/a	\$6,779	\$7,395	\$8,525	\$8,525

*Tables over 144" are shipped in two pieces with field joint hardware included.

Racetrack



SIZE A X B	NOTES	BASIC MODEL	A	B	C	D	E	F	G	H
36x72	2 Bases	CNP.K.3672	\$1,932	\$2,061	\$2,313	\$2,874	\$2,313	\$2,462	\$2,977	\$2,977
36x84	2 Bases	CNP.K.3684	\$2,159	\$2,348	\$2,605	\$3,162	\$2,605	\$2,880	\$3,167	\$3,167
36x96	2 Bases	CNP.K.3696	\$2,254	\$2,385	\$2,715	\$3,226	\$2,715	\$2,970	\$3,343	\$3,343
36x120	2 Bases	CNP.K.36120	\$2,690	\$2,988	\$3,297	\$3,787	\$3,297	\$3,612	\$4,216	\$4,216
36x144	3 Bases	CNP.K.36144	\$2,968	\$3,316	\$3,663	\$4,317	\$3,663	\$4,027	\$4,709	\$4,709
42x84	2 Bases	CNP.K.4284	\$2,353	\$2,684	\$2,994	\$3,180	\$2,994	\$3,080	\$3,532	\$3,532

*Tables over 144" are shipped in two pieces with field joint hardware included.


PANEL BASE CONFERENCE TABLE

PRICING

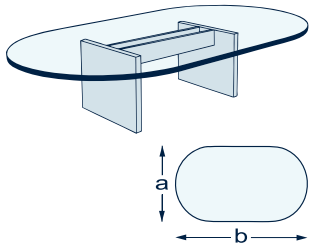
Seated Height - 29"

ORIGINAL LINES PRICING GUIDE

MAY 2024 V1.0



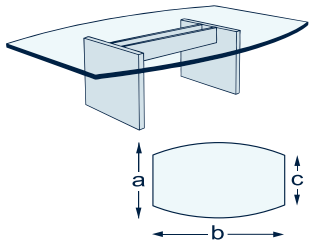
Racetrack



SIZE A X B	NOTES	BASIC MODEL	A	B	C	D	E	F	G	H
42x96	2 Bases	CNP.K.4296	\$2,482	\$2,760	\$2,957	\$3,259	\$2,957	\$3,151	\$3,589	\$3,589
42x120	2 Bases	CNP.K.42120	\$2,952	\$3,253	\$3,574	\$4,238	\$3,574	\$3,915	\$4,569	\$4,569
42x144	3 Bases	CNP.K.42144	\$3,236	\$3,615	\$4,011	\$4,810	\$4,011	\$4,425	\$5,189	\$5,189
48x96	2 Bases	CNP.K.4896	\$2,611	\$2,916	\$3,302	\$4,021	\$3,302	\$3,636	\$4,292	\$4,292
48x120	2 Bases	CNP.K.48120	\$3,124	\$3,513	\$3,906	\$4,517	\$3,906	\$4,312	\$5,070	\$5,070
48x144	3 Bases	CNP.K.48144	\$3,413	\$3,847	\$4,280	\$5,080	\$4,280	\$4,740	\$5,569	\$5,569
48x168	3 Bases 2Pc*	CNP.K.48168	\$5,046	\$5,590	\$6,302	\$7,748	\$6,302	\$6,884	\$8,017	\$8,017
48x192	3 Bases 2Pc*	CNP.K.48192	\$5,329	\$5,931	\$6,659	\$7,873	\$6,659	\$7,288	\$8,486	\$8,486
60x96	2 Bases	CNP.K.6096	\$3,146	\$3,539	\$3,932	\$4,984	\$3,932	\$4,347	\$5,111	\$5,111
60x120	2 Bases	CNP.K.60120	\$3,678	\$4,181	\$4,685	\$5,457	\$4,685	\$5,215	\$6,174	\$6,174
60x144	3 Bases	CNP.K.60144	\$3,922	\$4,456	\$4,993	\$5,963	\$4,993	\$5,555	\$6,564	\$6,564
60x168	3 Bases 2Pc*	CNP.K.60168	\$5,890	\$6,615	\$7,307	\$8,450	\$7,307	\$8,038	\$9,412	\$9,412
60x192	3 Bases 2Pc*	CNP.K.60192	\$6,326	\$7,143	\$7,927	\$9,198	\$7,927	\$8,753	\$10,283	\$10,283

*Tables over 144" are shipped in two pieces with field joint hardware included.

Boat



SIZE A X B X C	NOTES	BASIC MODEL	A	B	C	D	E	F	G	H
36x72x30	2 Bases	CNP.B.3672	\$1,955	\$2,098	\$2,280	\$2,897	\$2,280	\$2,452	\$2,991	\$2,991
36x84x30	2 Bases	CNP.B.3684	\$2,190	\$2,349	\$2,597	\$3,218	\$2,597	\$2,958	\$3,124	\$3,124
36x96x30	2 Bases	CNP.B.3696	\$2,291	\$2,494	\$2,759	\$3,316	\$2,759	\$3,077	\$3,339	\$3,339
36x120x30	2 Bases	CNP.B.36120	\$2,741	\$3,029	\$3,322	\$3,976	\$3,322	\$3,628	\$4,211	\$4,211
36x144x30	3 Bases	CNP.B.36144	\$3,028	\$3,376	\$3,723	\$4,491	\$3,723	\$4,087	\$4,769	\$4,769
42x84x30	2 Bases	CNP.B.4284	\$2,394	\$2,582	\$3,018	\$3,253	\$3,018	\$3,121	\$3,573	\$3,573
42x96x30	2 Bases	CNP.B.4296	\$2,526	\$2,793	\$3,028	\$3,504	\$3,028	\$3,217	\$3,696	\$3,696
42x120x30	2 Bases	CNP.B.42120	\$3,013	\$3,325	\$3,650	\$4,353	\$3,650	\$3,980	\$4,606	\$4,606
42x144x30	3 Bases	CNP.B.42144	\$3,313	\$3,701	\$4,097	\$4,953	\$4,097	\$4,510	\$5,266	\$5,266
48x96x36	2 Bases	CNP.B.4896	\$2,664	\$3,099	\$3,497	\$4,246	\$3,497	\$3,631	\$4,398	\$4,398
48x120x36	2 Bases	CNP.B.48120	\$3,187	\$3,566	\$3,941	\$4,761	\$3,941	\$4,331	\$5,062	\$5,062
48x144x36	3 Bases	CNP.B.48144	\$3,493	\$3,927	\$4,360	\$5,299	\$4,360	\$4,820	\$5,649	\$5,649

*Tables over 144" are shipped in two pieces with field joint hardware included.

PANEL BASE CONFERENCE TABLE

PRICING

Seated Height - 29"

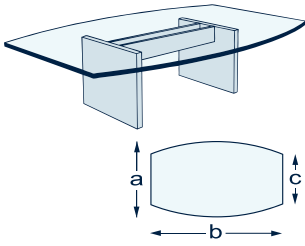
ORIGINAL LINES PRICING GUIDE

MAY 2024 V1.0



A EDGE BAND & T-EDGE	B EDGE BAND & T-EDGE	C EDGE BAND	D URETHANE EDGE	E WOOD EDGE	F WOOD EDGE	G WOOD EDGE	H WOOD EDGE
AB					WB1		
EB	EB9				WC2	WB1D	
EBR	T10		MT1		WC3	WD2D	WF2
T4	T8	PK4	MT6	W2E	WC6	WD5	WF5

Boat



SIZE A X B X C	NOTES	BASIC MODEL	A	B	C	D	E	F	G	H
48x168x36	3 Bases 2Pc*	CNP.B.48168	\$5,078	\$5,601	\$6,289	\$7,894	\$6,289	\$6,852	\$7,942	\$7,942
48x192x36	3 Bases 2Pc*	CNP.B.48192	\$5,364	\$5,945	\$6,646	\$8,030	\$6,646	\$7,250	\$8,408	\$8,408
60x96x42	2 Bases	CNP.B.6096	\$3,216	\$3,650	\$3,885	\$5,029	\$3,885	\$4,243	\$4,892	\$4,892
60x120x42	2 Bases	CNP.B.60120	\$3,762	\$4,246	\$4,733	\$5,775	\$4,733	\$5,244	\$6,164	\$6,164
60x144x42	3 Bases	CNP.B.60144	\$4,018	\$4,552	\$5,089	\$6,233	\$5,089	\$5,651	\$6,660	\$6,660
60x168x42	3 Bases 2Pc*	CNP.B.60168	\$5,948	\$6,644	\$7,313	\$8,821	\$7,313	\$8,018	\$9,343	\$9,343
60x192x42	3 Bases 2Pc*	CNP.B.60192	\$6,403	\$7,191	\$7,947	\$9,634	\$7,947	\$8,745	\$10,212	\$10,212

*Tables over 144" are shipped in two pieces with field joint hardware included.



HOW TO ORDER

Model Number, Finishes, Options

MAY 2024 V1.0

Model Number

Basic Model + Edge* (ex: CNR.K.6096.EB)

*Click here to review all current SurfaceWorks edge options

Finish Selection

Click here to review all current SurfaceWorks finishes

Top Surface Finish

- Group 1 Laminate..... std
- Group 2 Laminate..... std
- Other Laminate/Material..... quote required

Top Edge Finish

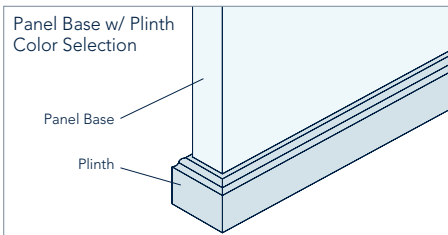
- Standard Edge Color..... std
- Non-Standard Edge Color..... quote required

Base Finish

- Group 1 Laminate..... std
- Group 2 Laminate..... std
- Other Laminate/Material..... quote required (note: stretchers are finished in black melamine)

Plinth Finish

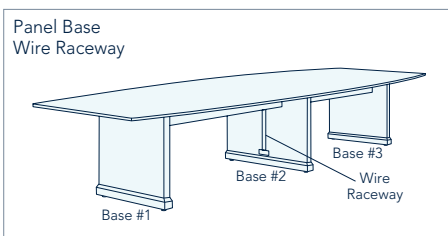
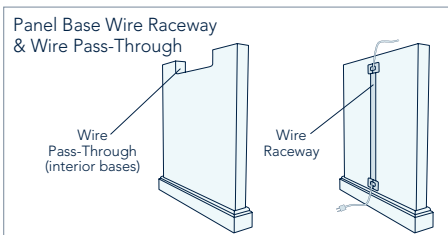
- Standard wood edge finish..... std
- Other finish..... quote required



Wire Raceway Option & Wire Pass-Through

The Panel Base Wire Raceway features a hollow space through the center of the base to manage and conceal cords, with a brush-lined channel for easy access. Please specify which base(s) require Wire Raceway(s) (see diagram below). **Wire pass-through cutouts** are standard with all interior panel bases (for tables with three or more panel bases).

- PW1 One Panel Base with Wire Raceway..... + \$331
- PW2 Two Panel Bases with Wire Raceway..... + \$662
- PW3 Three Panel Bases with Wire Raceway..... + \$993

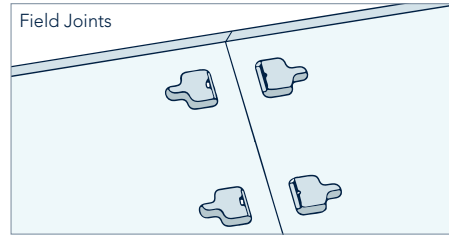


Two-Piece Top

All table tops over 144" in length (or over 72" in width/diameter for rounds, squares and squircles) are shipped in two pieces along with appropriate field joint hardware.

Due to building constraints such as elevators or stairwells, or other design constraints, some table tops typically made in one piece are optionally available in two or more pieces with field joints. This option requires a quote.

Two-Piece Top..... quote required



Cross-Grained Laminate

Cross-Grained positioned laminate is an option for conference tables, available when the aesthetic requires it and for multi-section tables where the field jointed seams run perpendicular to an aggressive laminate grain that is difficult to match. Laminate seams may be required, but are more easily hidden when aligned with the grain.

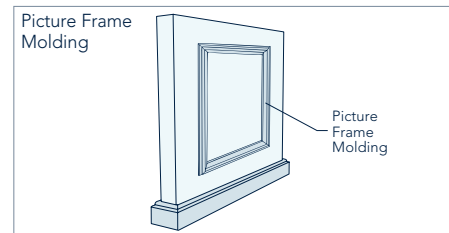
Cross-Grained Laminate..... quote required



Picture Frame Molding Option

Decorate Picture-Frame Wood Molding is optionally available for the outer sides of the end panel bases, and finished to match the plinth.

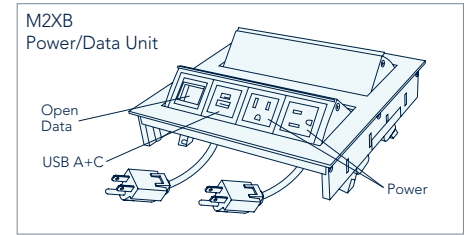
PFM Picture Frame Molding..... + \$530



Featured Power/Data: M2XB

Featured (default) power/data option includes M2XB (overall size 8.3" x 8") dual-sided popup units with two power, one USB A+C, and one open data on each side. Units are equipped with two 10' cords with straight plugs. Available in one, two or three units per table, in 499B Silver w/Black trim, 300 Black, and 699 White.

- CP1 One M2XB unit per table..... + \$1,515
- CP2 Two M2XB units per table..... + \$3,030
- CP3 Three M2XB units per table..... + \$4,545

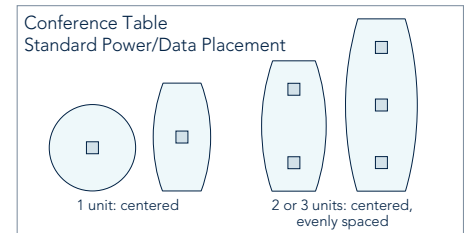


Power/Data Placement

Power/data units will be placed on standard-shaped conference tables as follows:

One power/data unit per table: standard placement is in the middle, oriented parallel with the length of the table.

Two or three power/data units per table: standard placement is centered width-wise, evenly distributed while avoiding base and/or other obstructions, oriented parallel to the length of the table, and maintaining a minimum distance of 20" from the ends of the table.



Other Power/Data

Please visit the Accessories section for all available power/data solutions.

PANEL BASE W/PLINTH CONFERENCE TABLE

PRICING

Seated Height - 29"

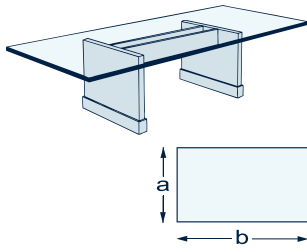
ORIGINAL LINES PRICING GUIDE

MAY 2024 V1.0



A EDGE BAND & T-EDGE	B EDGE BAND & T-EDGE	C EDGE BAND	D URETHANE EDGE	E WOOD EDGE	F WOOD EDGE	G WOOD EDGE	H WOOD EDGE
AB					WB1		
EB	EB9				WC2	WB1D	
EBR	T10		MT1		WC3	WD2D	WF2
T4	T8	PK4	MT6	W2E	WC6	WD5	WF5

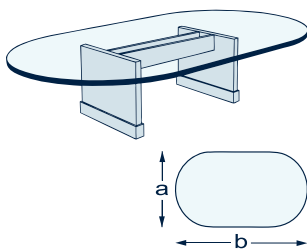
Rectangle



SIZE A X B	NOTES	BASIC MODEL	A	B	C	D	E	F	G	H
36x72	2 Bases	CNR.R.3672	\$2,915	\$3,044	\$3,232	\$3,453	\$3,232	\$3,457	\$3,707	\$3,707
36x84	2 Bases	CNR.R.3684	\$3,097	\$3,258	\$3,416	n/a	\$3,416	\$3,657	\$3,898	\$3,898
36x96	2 Bases	CNR.R.3696	\$3,181	\$3,358	\$3,454	n/a	\$3,454	\$3,743	\$3,967	\$3,967
36x120	2 Bases	CNR.R.36120	\$3,533	\$3,757	\$3,983	n/a	\$3,983	\$4,283	\$4,663	\$4,663
36x144	3 Bases	CNR.R.36144	\$3,761	\$4,028	\$4,293	n/a	\$4,293	\$4,577	\$5,099	\$5,099
42x84	2 Bases	CNR.R.4284	\$3,256	\$3,430	\$3,589	n/a	\$3,589	\$3,908	\$4,027	\$4,027
42x96	2 Bases	CNR.R.4296	\$3,358	\$3,565	\$3,719	n/a	\$3,719	\$4,036	\$4,177	\$4,177
42x120	2 Bases	CNR.R.42120	\$3,740	\$3,983	\$4,230	n/a	\$4,230	\$4,484	\$4,967	\$4,967
42x144	3 Bases	CNR.R.42144	\$3,974	\$4,271	\$4,579	n/a	\$4,579	\$4,894	\$5,478	\$5,478
48x96	2 Bases	CNR.R.4896	\$3,469	\$3,685	\$3,951	\$5,247	\$3,951	\$4,185	\$4,633	\$4,633
48x120	2 Bases	CNR.R.48120	\$3,888	\$4,177	\$4,465	\$5,696	\$4,465	\$4,769	\$5,330	\$5,330
48x144	3 Bases	CNR.R.48144	\$4,130	\$4,465	\$4,798	\$6,207	\$4,798	\$5,147	\$5,789	\$5,789
48x168	3 Bases 2Pc*	CNR.R.48168	\$6,223	\$6,603	\$7,131	\$9,488	\$7,131	\$7,564	\$8,404	\$8,404
48x192	3 Bases 2Pc*	CNR.R.48192	\$6,450	\$6,873	\$7,412	\$9,616	\$7,412	\$7,881	\$8,772	\$8,772
60x96	2 Bases	CNR.R.6096	\$3,918	\$4,207	\$4,499	n/a	\$4,499	\$4,810	\$5,376	\$5,376
60x120	2 Bases	CNR.R.60120	\$4,344	\$4,714	\$5,092	n/a	\$5,092	\$5,483	\$6,192	\$6,192
60x144	3 Bases	CNR.R.60144	\$4,543	\$4,953	\$5,367	n/a	\$5,367	\$5,801	\$6,575	\$6,575
60x168	3 Bases 2Pc*	CNR.R.60168	\$6,908	\$7,422	\$7,938	n/a	\$7,938	\$8,481	\$9,496	\$9,496
60x192	3 Bases 2Pc*	CNR.R.60192	\$7,272	\$7,852	\$8,436	n/a	\$8,436	\$9,052	\$10,182	\$10,182

*Tables over 144" are shipped in two pieces with field joint hardware included.

Racetrack



SIZE A X B	NOTES	BASIC MODEL	A	B	C	D	E	F	G	H
36x72	2 Bases	CNR.K.3672	\$3,043	\$3,172	\$3,424	\$3,985	\$3,424	\$3,573	\$4,088	\$4,088
36x84	2 Bases	CNR.K.3684	\$3,265	\$3,454	\$3,711	\$4,268	\$3,711	\$3,986	\$4,273	\$4,273
36x96	2 Bases	CNR.K.3696	\$3,365	\$3,496	\$3,826	\$4,337	\$3,826	\$4,081	\$4,454	\$4,454
36x120	2 Bases	CNR.K.36120	\$3,797	\$4,095	\$4,404	\$4,894	\$4,404	\$4,719	\$5,323	\$5,323
36x144	3 Bases	CNR.K.36144	\$4,073	\$4,421	\$4,768	\$5,422	\$4,768	\$5,132	\$5,814	\$5,814
42x84	2 Bases	CNR.K.4284	\$3,461	\$3,792	\$4,102	\$4,288	\$4,102	\$4,188	\$4,640	\$4,640

*Tables over 144" are shipped in two pieces with field joint hardware included.

PANEL BASE W/PLINTH CONFERENCE TABLE

PRICING

Seated Height - 29"

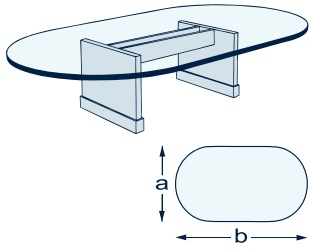
ORIGINAL LINES PRICING GUIDE

MAY 2024 V1.0



A EDGE BAND & T-EDGE	B EDGE BAND & T-EDGE	C EDGE BAND	D URETHANE EDGE	E WOOD EDGE	F WOOD EDGE	G WOOD EDGE	H WOOD EDGE
AB					WB1		
EB	EB9				WC2	WB1D	
EBR	T10		MT1		WC3	WD2D	WF2
T4	T8	PK4	MT6	W2E	WC6	WD5	WF5

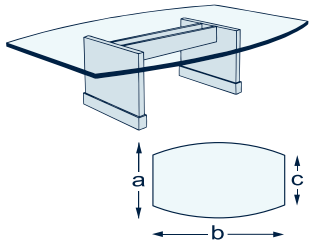
Racetrack



SIZE A X B	NOTES	BASIC MODEL	A	B	C	D	E	F	G	H
42x96	2 Bases	CNR.K.4296	\$3,590	\$3,868	\$4,065	\$4,367	\$4,065	\$4,259	\$4,697	\$4,697
42x120	2 Bases	CNR.K.42120	\$4,056	\$4,357	\$4,678	\$5,342	\$4,678	\$5,019	\$5,673	\$5,673
42x144	3 Bases	CNR.K.42144	\$4,342	\$4,721	\$5,117	\$5,916	\$5,117	\$5,531	\$6,295	\$6,295
48x96	2 Bases	CNR.K.4896	\$3,713	\$4,018	\$4,404	\$5,123	\$4,404	\$4,738	\$5,394	\$5,394
48x120	2 Bases	CNR.K.48120	\$4,225	\$4,614	\$5,007	\$5,618	\$5,007	\$5,413	\$6,171	\$6,171
48x144	3 Bases	CNR.K.48144	\$4,518	\$4,952	\$5,385	\$6,185	\$5,385	\$5,845	\$6,674	\$6,674
48x168	3 Bases 2Pc*	CNR.K.48168	\$6,704	\$7,248	\$7,960	\$9,406	\$7,960	\$8,542	\$9,675	\$9,675
48x192	3 Bases 2Pc*	CNR.K.48192	\$6,982	\$7,584	\$8,312	\$9,526	\$8,312	\$8,941	\$10,139	\$10,139
60x96	2 Bases	CNR.K.6096	\$4,254	\$4,647	\$5,040	\$6,092	\$5,040	\$5,455	\$6,219	\$6,219
60x120	2 Bases	CNR.K.60120	\$4,780	\$5,283	\$5,787	\$6,559	\$5,787	\$6,317	\$7,276	\$7,276
60x144	3 Bases	CNR.K.60144	\$5,024	\$5,558	\$6,095	\$7,065	\$6,095	\$6,657	\$7,666	\$7,666
60x168	3 Bases 2Pc*	CNR.K.60168	\$7,544	\$8,269	\$8,961	\$10,104	\$8,961	\$9,692	\$11,066	\$11,066
60x192	3 Bases 2Pc*	CNR.K.60192	\$7,984	\$8,801	\$9,585	\$10,856	\$9,585	\$10,411	\$11,941	\$11,941

*Tables over 144" are shipped in two pieces with field joint hardware included.

Boat



SIZE A X B X C	NOTES	BASIC MODEL	A	B	C	D	E	F	G	H
36x72x30	2 Bases	CNR.B.3672	\$3,064	\$3,207	\$3,389	\$4,006	\$3,389	\$3,561	\$4,100	\$4,100
36x84x30	2 Bases	CNR.B.3684	\$3,298	\$3,457	\$3,705	\$4,326	\$3,705	\$4,066	\$4,232	\$4,232
36x96x30	2 Bases	CNR.B.3696	\$3,401	\$3,604	\$3,869	\$4,426	\$3,869	\$4,187	\$4,449	\$4,449
36x120x30	2 Bases	CNR.B.36120	\$3,844	\$4,132	\$4,425	\$5,079	\$4,425	\$4,731	\$5,314	\$5,314
36x144x30	3 Bases	CNR.B.36144	\$4,133	\$4,481	\$4,828	\$5,596	\$4,828	\$5,192	\$5,874	\$5,874
42x84x30	2 Bases	CNR.B.4284	\$3,502	\$3,690	\$4,126	\$4,361	\$4,126	\$4,229	\$4,681	\$4,681
42x96x30	2 Bases	CNR.B.4296	\$3,635	\$3,902	\$4,137	\$4,613	\$4,137	\$4,326	\$4,805	\$4,805
42x120x30	2 Bases	CNR.B.42120	\$4,118	\$4,430	\$4,755	\$5,458	\$4,755	\$5,085	\$5,711	\$5,711
42x144x30	3 Bases	CNR.B.42144	\$4,417	\$4,805	\$5,201	\$6,057	\$5,201	\$5,614	\$6,370	\$6,370
48x96x36	2 Bases	CNR.B.4896	\$3,766	\$4,201	\$4,599	\$5,348	\$4,599	\$4,733	\$5,500	\$5,500
48x120x36	2 Bases	CNR.B.48120	\$4,291	\$4,670	\$5,045	\$5,865	\$5,045	\$5,435	\$6,166	\$6,166
48x144x36	3 Bases	CNR.B.48144	\$4,597	\$5,031	\$5,464	\$6,403	\$5,464	\$5,924	\$6,753	\$6,753

*Tables over 144" are shipped in two pieces with field joint hardware included.

PANEL BASE W/PLINTH CONFERENCE TABLE

PRICING

Seated Height - 29"

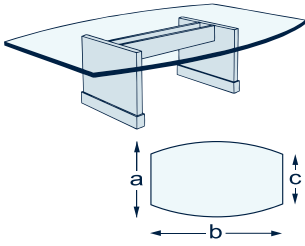
ORIGINAL LINES PRICING GUIDE

MAY 2024 V1.0



A EDGE BAND & T-EDGE	B EDGE BAND & T-EDGE	C EDGE BAND	D URETHANE EDGE	E WOOD EDGE	F WOOD EDGE	G WOOD EDGE	H WOOD EDGE
AB					WB1		
EB	EB9				WC2	WB1D	
EBR	T10		MT1		WC3	WD2D	WF2
T4	T8	PK4	MT6	W2E	WC6	WD5	WF5

Boat



SIZE A X B X C	NOTES	BASIC MODEL	A	B	C	D	E	F	G	H
48x168x36	3 Bases 2Pc*	CNR.B.48168	\$6,737	\$7,260	\$7,948	\$9,553	\$7,948	\$8,511	\$9,601	\$9,601
48x192x36	3 Bases 2Pc*	CNR.B.48192	\$7,020	\$7,601	\$8,302	\$9,686	\$8,302	\$8,906	\$10,064	\$10,064
60x96x42	2 Bases	CNR.B.6096	\$4,321	\$4,755	\$4,990	\$6,134	\$4,990	\$5,348	\$5,997	\$5,997
60x120x42	2 Bases	CNR.B.60120	\$4,865	\$5,349	\$5,836	\$6,878	\$5,836	\$6,347	\$7,267	\$7,267
60x144x42	3 Bases	CNR.B.60144	\$5,122	\$5,656	\$6,193	\$7,337	\$6,193	\$6,755	\$7,764	\$7,764
60x168x42	3 Bases 2Pc*	CNR.B.60168	\$7,603	\$8,299	\$8,968	\$10,476	\$8,968	\$9,673	\$10,998	\$10,998
60x192x42	3 Bases 2Pc*	CNR.B.60192	\$8,057	\$8,845	\$9,601	\$11,288	\$9,601	\$10,399	\$11,866	\$11,866

*Tables over 144" are shipped in two pieces with field joint hardware included.



HOW TO ORDER

Model Number, Finishes, Options

Model Number

Basic Model + Edge* (ex: RPC.R.48120.EB9)

*[Click here](#) to review all current SurfaceWorks edge options

Finish Selection

[Click here](#) to review all current SurfaceWorks finishes

Top Surface Finish

- Group 1 Laminate..... std
- Group 2 Laminate..... std
- Other Laminate/Material..... quote required

Top Edge Finish

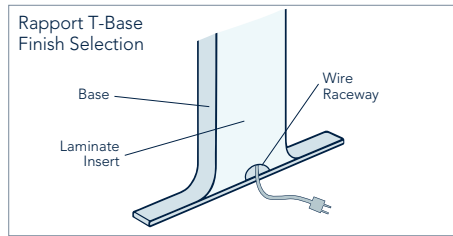
- Standard Edge Color..... std
- Non-Standard Edge Color..... quote required

Base Finish

- P431 Metallic Silver..... std

Base Insert Finish

- Group 1 Laminate..... std
- Group 2 Laminate..... std
- Other Laminate/material..... quote required



Wire Raceway

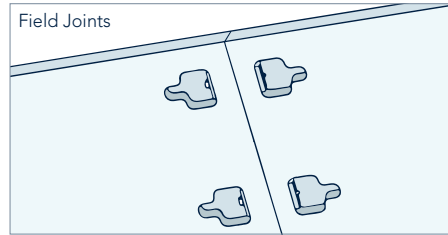
Wire Raceways are a standard feature of all Rapport Conference T-Bases.

Two-Piece Top

All table tops over 144" in length (or over 72" in width/diameter for rounds, squares and squircles) are shipped in two pieces along with appropriate field joint hardware.

Due to building constraints such as elevators or stairwells, or other design constraints, some table tops typically made in one piece are optionally available in two or more pieces with field joints. This option requires a quote.

- Two-Piece Top..... quote required



Cross-Grained Laminate

Cross-Grained positioned laminate is an option for conference tables, available when the aesthetic requires it and for multi-section tables where the field jointed seams run perpendicular to an aggressive laminate grain that is difficult to match. Laminate seams may be required, but are more easily hidden when aligned with the grain.

- Cross-Grained Laminate..... quote required



Rapport Power/Data Trough Option

(See upcharge column in pricing pages for pricing.) Tables equipped with optional Rapport Power/Data Trough include AxilZ power/data modules configured as per chart below.

Trim Finish:

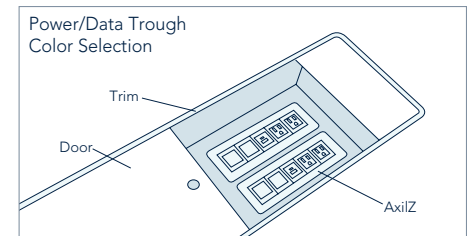
- P431 Metallic Silver..... std
- Other Finish..... quote required

Door Finish:


- L006 Brownstone..... std
- L008 Graphite..... std
- L064 Khaki Brown..... std
- L151 Classic Mahogany..... std
- L152 Rainier Cherry..... std
- L219 Clear Maple..... std
- L300 Black..... std
- L348 Designer White..... std
- L359 Stone Cliff..... std
- Other Laminate..... quote required

AxilZ Finish:

- 499K Silver w/ Black Trim..... std
- Other Finish..... quote required



Power/Data Trough AxilZ Configurations



Top Width:	42-48"			54-60"		
	Power	USB A+C	Open	Power	USB A+C	Open
84-96"	4	2	2	8	4	4
108-120"	4	2	4	8	4	8
144"	8	4	4	16	8	8
168-192"	8	4	8	16	8	16

Other Power/Data

Please visit the Accessories section for all available power/data solutions.

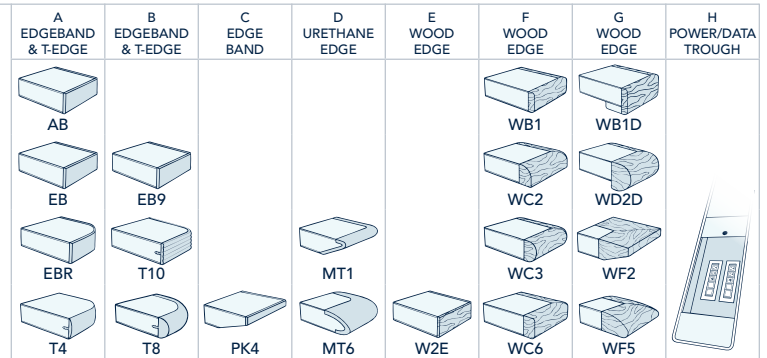
RAPPORT T-BASE CONFERENCE TABLE

PRICING

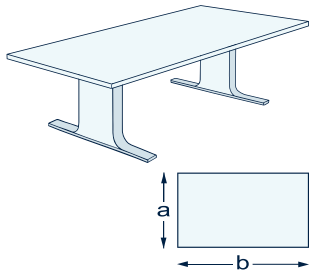
Seated Height - 29"

ORIGINAL LINES PRICING GUIDE

MAY 2024 V1.0



Rectangle



SIZE A X B	NOTES	BASIC MODEL									
			A	B	C	D	E	F	G	H	
42x84	2 Bases	RPC.R.4284	\$6,625	\$6,799	\$6,958	n/a	\$6,958	\$7,277	\$7,396	+ \$2,287	
42x96	2 Bases	RPC.R.4296	\$6,761	\$6,968	\$7,122	n/a	\$7,122	\$7,439	\$7,580	+ \$2,326	
42x108	2 Bases	RPC.R.42108	\$6,981	\$7,205	\$7,422	n/a	\$7,422	\$7,672	\$8,100	+ \$2,417	
42x120	2 Bases	RPC.R.42120	\$7,200	\$7,443	\$7,690	n/a	\$7,690	\$7,944	\$8,427	+ \$2,505	
42x144	3 Bases 2Pc*	RPC.R.42144	\$8,306	\$8,603	\$8,911	n/a	\$8,911	\$9,226	\$9,810	+ \$3,969	
48x84	2 Bases	RPC.R.4884	\$6,688	\$6,877	\$7,142	\$8,347	\$7,142	\$7,358	\$7,777	+ \$2,287	
48x96	2 Bases	RPC.R.4896	\$6,839	\$7,055	\$7,321	\$8,617	\$7,321	\$7,555	\$8,003	+ \$2,326	
48x108	2 Bases	RPC.R.48108	\$7,072	\$7,323	\$7,616	\$8,726	\$7,616	\$7,888	\$8,397	+ \$2,417	
48x120	2 Bases	RPC.R.48120	\$7,286	\$7,575	\$7,863	\$9,094	\$7,863	\$8,167	\$8,728	+ \$2,505	
48x144	3 Bases 2Pc*	RPC.R.48144	\$8,399	\$8,734	\$9,067	\$10,476	\$9,067	\$9,416	\$10,058	+ \$3,969	
48x168	3 Bases 2Pc*	RPC.R.48168	\$9,304	\$9,684	\$10,212	\$12,569	\$10,212	\$10,645	\$11,485	+ \$4,148	
48x192	3 Bases 2Pc*	RPC.R.48192	\$9,591	\$10,014	\$10,553	\$12,757	\$10,553	\$11,022	\$11,913	+ \$3,991	
54x96	2 Bases	RPC.R.5496	\$7,473	\$7,724	\$7,976	n/a	\$7,976	\$8,244	\$8,741	+ \$3,715	
54x108	2 Bases	RPC.R.54108	\$7,725	\$8,014	\$8,306	n/a	\$8,306	\$8,617	\$9,183	+ \$3,805	
54x120	2 Bases	RPC.R.54120	\$7,953	\$8,268	\$8,587	n/a	\$8,587	\$8,918	\$9,528	+ \$3,895	
54x144	3 Bases 2Pc*	RPC.R.54144	\$9,091	\$9,470	\$9,849	n/a	\$9,849	\$10,245	\$10,964	+ \$6,370	
54x168	3 Bases 2Pc*	RPC.R.54168	\$10,188	\$10,681	\$11,178	n/a	\$11,178	\$11,698	\$12,676	+ \$6,548	
54x192	3 Bases 2Pc*	RPC.R.54192	\$10,582	\$11,085	\$11,587	n/a	\$11,587	\$12,119	\$13,115	+ \$6,729	
60x96	2 Bases	RPC.R.6096	\$7,545	\$7,834	\$8,126	n/a	\$8,126	\$8,437	\$9,003	+ \$3,715	
60x108	2 Bases	RPC.R.60108	\$7,800	\$8,135	\$8,468	n/a	\$8,468	\$8,817	\$9,459	+ \$3,805	
60x120	2 Bases	RPC.R.60120	\$8,032	\$8,402	\$8,780	n/a	\$8,780	\$9,171	\$9,880	+ \$3,895	
60x144	3 Bases 2Pc*	RPC.R.60144	\$9,163	\$9,573	\$9,987	n/a	\$9,987	\$10,421	\$11,195	+ \$6,370	
60x168	3 Bases 2Pc*	RPC.R.60168	\$10,306	\$10,820	\$11,336	n/a	\$11,336	\$11,879	\$12,894	+ \$6,548	
60x192	3 Bases 2Pc*	RPC.R.60192	\$10,726	\$11,306	\$11,890	n/a	\$11,890	\$12,506	\$13,636	+ \$6,729	

*Tables 144" and longer are shipped in two pieces with field joint hardware included.

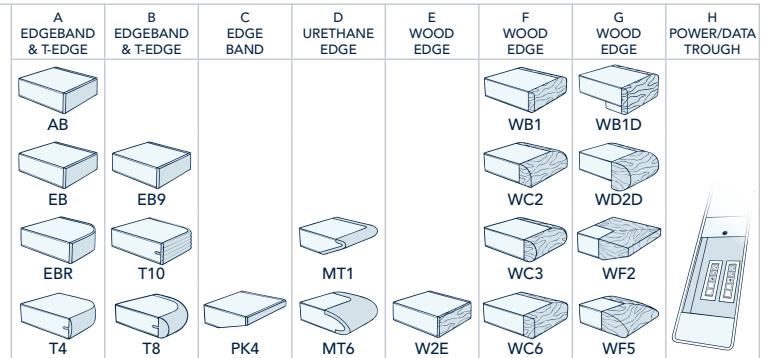
RAPPORT T-BASE CONFERENCE TABLE

PRICING

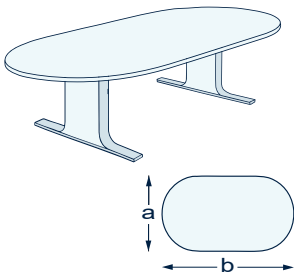
Seated Height - 29"

ORIGINAL LINES PRICING GUIDE

MAY 2024 V1.0



Racetrack



SIZE A X B	NOTES	BASIC MODEL									
			A	B	C	D	E	F	G	H	
42x84	2 Bases	RPC.K.4284	\$6,825	\$7,156	\$7,466	\$7,652	\$7,466	\$7,552	\$8,004	+ \$2,287	
42x96	2 Bases	RPC.K.4296	\$6,987	\$7,265	\$7,462	\$7,764	\$7,462	\$7,656	\$8,094	+ \$2,326	
42x108	2 Bases	RPC.K.42108	\$7,244	\$7,542	\$7,840	\$8,392	\$7,840	\$8,153	\$8,758	+ \$2,417	
42x120	2 Bases	RPC.K.42120	\$7,511	\$7,812	\$8,133	\$8,797	\$8,133	\$8,474	\$9,128	+ \$2,505	
42x144	3 Bases 2Pc*	RPC.K.42144	\$8,666	\$9,045	\$9,441	\$10,240	\$9,441	\$9,855	\$10,619	+ \$3,969	
48x84	2 Bases	RPC.K.4884	\$6,908	\$7,179	\$7,557	\$8,233	\$7,557	\$7,867	\$8,491	+ \$2,287	
48x96	2 Bases	RPC.K.4896	\$7,078	\$7,383	\$7,769	\$8,488	\$7,769	\$8,103	\$8,759	+ \$2,326	
48x108	2 Bases	RPC.K.48108	\$7,360	\$7,699	\$8,093	\$8,655	\$8,093	\$8,459	\$9,146	+ \$2,417	
48x120	2 Bases	RPC.K.48120	\$7,619	\$8,008	\$8,401	\$9,012	\$8,401	\$8,807	\$9,565	+ \$2,505	
48x144	3 Bases 2Pc*	RPC.K.48144	\$8,783	\$9,217	\$9,650	\$10,450	\$9,650	\$10,110	\$10,939	+ \$3,969	
48x168	3 Bases 2Pc*	RPC.K.48168	\$9,777	\$10,321	\$11,033	\$12,479	\$11,033	\$11,615	\$12,748	+ \$4,148	
48x192	3 Bases 2Pc*	RPC.K.48192	\$10,111	\$10,713	\$11,441	\$12,655	\$11,441	\$12,070	\$13,268	+ \$3,991	
54x96	2 Bases	RPC.K.5496	\$7,787	\$8,112	\$8,452	\$9,120	\$8,452	\$8,813	\$9,485	+ \$3,715	
54x108	2 Bases	RPC.K.54108	\$8,090	\$8,462	\$8,856	\$9,618	\$8,856	\$9,271	\$10,035	+ \$3,805	
54x120	2 Bases	RPC.K.54120	\$8,359	\$8,753	\$9,152	\$10,011	\$9,152	\$9,583	\$10,405	+ \$3,895	
54x144	3 Bases 2Pc*	RPC.K.54144	\$9,545	\$10,021	\$10,513	\$11,508	\$10,513	\$11,033	\$11,981	+ \$6,370	
54x168	3 Bases 2Pc*	RPC.K.54168	\$10,780	\$11,474	\$12,141	\$13,219	\$12,141	\$12,847	\$14,166	+ \$6,548	
54x192	3 Bases 2Pc*	RPC.K.54192	\$11,245	\$11,926	\$12,600	\$13,957	\$12,600	\$13,320	\$14,663	+ \$6,729	
60x96	2 Bases	RPC.K.6096	\$7,876	\$8,269	\$8,662	\$9,714	\$8,662	\$9,077	\$9,841	+ \$3,715	
60x108	2 Bases	RPC.K.60108	\$8,182	\$8,766	\$9,242	\$9,833	\$9,242	\$9,682	\$10,667	+ \$3,805	
60x120	2 Bases	RPC.K.60120	\$8,459	\$8,962	\$9,466	\$10,238	\$9,466	\$9,996	\$10,955	+ \$3,895	
60x144	3 Bases 2Pc*	RPC.K.60144	\$9,632	\$10,166	\$10,703	\$11,673	\$10,703	\$11,265	\$12,274	+ \$6,370	
60x168	3 Bases 2Pc*	RPC.K.60168	\$10,929	\$11,654	\$12,346	\$13,489	\$12,346	\$13,077	\$14,451	+ \$6,548	
60x192	3 Bases 2Pc*	RPC.K.60192	\$11,427	\$12,244	\$13,028	\$14,299	\$13,028	\$13,854	\$15,384	+ \$6,729	

*Tables 144" and longer are shipped in two pieces with field joint hardware included.

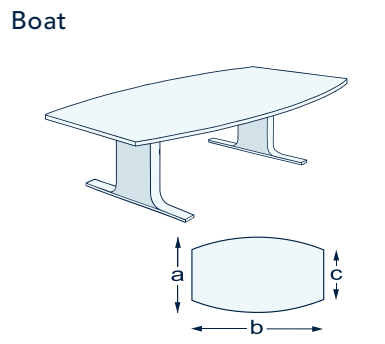
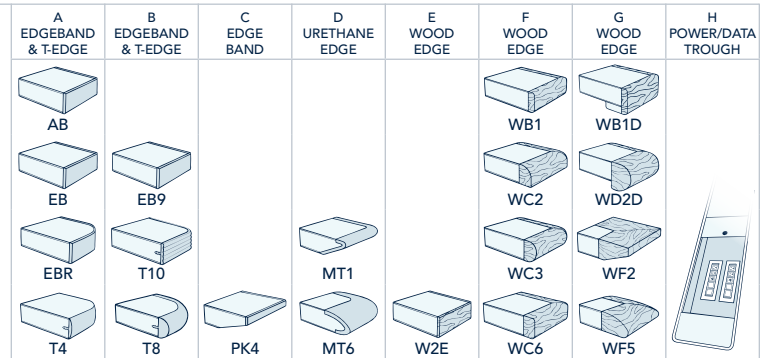
RAPPORT T-BASE CONFERENCE TABLE

PRICING

Seated Height - 29"

ORIGINAL LINES PRICING GUIDE

MAY 2024 V1.0



Boat	SIZE A X B X C	NOTES	BASIC MODEL	Edgeband/Option							
				A	B	C	D	E	F	G	H
	42x84x30	2 Bases	RPC.B.428430	\$6,866	\$7,054	\$7,490	\$7,725	\$7,490	\$7,593	\$8,045	+ \$2,287
	42x96x30	2 Bases	RPC.B.429630	\$7,032	\$7,299	\$7,534	\$8,010	\$7,534	\$7,723	\$8,202	+ \$2,326
	42x108x30	2 Bases	RPC.B.4210830	\$7,297	\$7,585	\$7,870	\$8,522	\$7,870	\$8,173	\$8,755	+ \$2,417
	42x120x30	2 Bases	RPC.B.4212030	\$7,571	\$7,883	\$8,208	\$8,911	\$8,208	\$8,538	\$9,164	+ \$2,505
	42x144x30	3 Bases 2Pc*	RPC.B.4214430	\$8,740	\$9,128	\$9,524	\$10,380	\$9,524	\$9,937	\$10,693	+ \$3,969
	48x84x36	2 Bases	RPC.B.488436	\$6,954	\$7,172	\$7,506	\$8,441	\$7,506	\$7,787	\$8,333	+ \$2,287
	48x96x36	2 Bases	RPC.B.489636	\$7,130	\$7,565	\$7,963	\$8,712	\$7,963	\$8,097	\$8,864	+ \$2,326
	48x108x36	2 Bases	RPC.B.4810836	\$7,416	\$7,743	\$8,120	\$8,869	\$8,120	\$8,475	\$9,137	+ \$2,417
	48x120x36	2 Bases	RPC.B.4812036	\$7,685	\$8,064	\$8,439	\$9,259	\$8,439	\$8,829	\$9,560	+ \$2,505
	48x144x36	3 Bases 2Pc*	RPC.B.4814436	\$8,861	\$9,295	\$9,728	\$10,667	\$9,728	\$10,188	\$11,017	+ \$3,969
	48x168x36	3 Bases 2Pc*	RPC.B.4816836	\$9,865	\$10,388	\$11,076	\$12,681	\$11,076	\$11,639	\$12,729	+ \$4,148
	48x192x36	3 Bases 2Pc*	RPC.B.4819236	\$10,209	\$10,790	\$11,491	\$12,875	\$11,491	\$12,095	\$13,253	+ \$3,991
	54x96x42	2 Bases	RPC.B.549642	\$7,851	\$8,179	\$8,506	\$9,237	\$8,506	\$8,851	\$9,498	+ \$3,715
	54x108x42	2 Bases	RPC.B.5410842	\$8,160	\$8,539	\$8,918	\$9,747	\$8,918	\$9,316	\$10,051	+ \$3,805
	54x120x42	2 Bases	RPC.B.5412042	\$8,441	\$8,851	\$9,264	\$10,158	\$9,264	\$9,697	\$10,485	+ \$3,895
	54x144x42	3 Bases 2Pc*	RPC.B.5414442	\$9,635	\$10,126	\$10,619	\$11,674	\$10,619	\$11,139	\$12,071	+ \$6,370
	54x168x42	3 Bases 2Pc*	RPC.B.5416842	\$10,891	\$11,561	\$12,203	\$13,664	\$12,203	\$12,883	\$14,152	+ \$6,548
	54x192x42	3 Bases 2Pc*	RPC.B.5419242	\$11,373	\$12,056	\$12,709	\$14,191	\$12,709	\$13,402	\$14,691	+ \$6,729
	60x96x42	2 Bases	RPC.B.609642	\$7,943	\$8,377	\$8,612	\$9,756	\$8,612	\$8,970	\$9,619	+ \$3,715
	60x108x42	2 Bases	RPC.B.6010842	\$8,260	\$8,943	\$9,438	\$10,000	\$9,438	\$9,760	\$10,745	+ \$3,805
	60x120x42	2 Bases	RPC.B.6012042	\$8,542	\$9,026	\$9,513	\$10,555	\$9,513	\$10,024	\$10,944	+ \$3,895
	60x144x42	3 Bases 2Pc*	RPC.B.6014442	\$9,731	\$10,265	\$10,802	\$11,946	\$10,802	\$11,364	\$12,373	+ \$6,370
	60x168x42	3 Bases 2Pc*	RPC.B.6016842	\$11,045	\$11,741	\$12,410	\$13,918	\$12,410	\$13,115	\$14,440	+ \$6,548
	60x192x42	3 Bases 2Pc*	RPC.B.6019242	\$11,557	\$12,345	\$13,101	\$14,788	\$13,101	\$13,899	\$15,366	+ \$6,729

*Tables 144" and longer are shipped in two pieces with field joint hardware included.



HOW TO ORDER

Model Number, Finishes, Options

MAY 2024 V1.0

Model Number

Basic Model + Edge* (ex: RPC.V.6084.MT6)

*[Click here](#) to review all current SurfaceWorks edge options

Finish Selection

[Click here](#) to review all current SurfaceWorks finishes

Top Surface Finish

- Group 1 Laminate..... std
- Group 2 Laminate..... std
- Other Laminate/Material..... quote required

Top Edge Finish

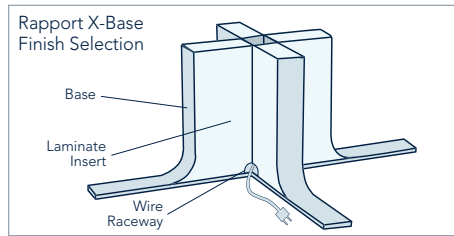
- Standard Edge Color..... std
- Non-Standard Edge Color..... quote required

Base Finish

- P431 Metallic Silver..... std

Base Insert Finish

- Group 1 Laminate..... std
- Group 2 Laminate..... std
- Other Laminate/material..... quote required



Wire Raceway

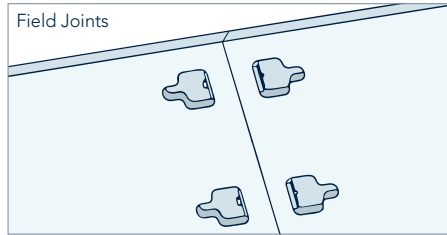
Wire Raceways are a standard feature of all Rapport Conference X-Bases.

Two-Piece Top

All table tops over 144" in length (or over 72" in width/diameter for rounds, squares and squircles) are shipped in two pieces along with appropriate field joint hardware.

Due to building constraints such as elevators or stairwells, or other design constraints, some table tops typically made in one piece are optionally available in two or more pieces with field joints. This option requires a quote.

Two-Piece Top quote required



Cross-Grained Laminate

Cross-Grained positioned laminate is an option for conference tables, available when the aesthetic requires it and for multi-section tables where the field jointed seams run perpendicular to an aggressive laminate grain that is difficult to match. Laminate seams may be required, but are more easily hidden when aligned with the grain.

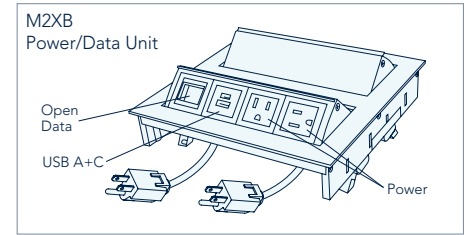
Cross-Grained Laminate quote required



Featured Power/Data: M2XB

Featured (default) power/data option includes M2XB (overall size 8.3" x 8") dual-sided popup units with two power, one USB A+C, and one open data on each side. Units are equipped with two 10' cords with straight plugs. Available in one, two or three units per table, in 499B Silver w/Black trim, 300 Black, and 699 White.

- CP1 One M2XB unit per table..... + \$1,515
- CP2 Two M2XB units per table..... + \$3,030
- CP3 Three M2XB units per table..... + \$4,545

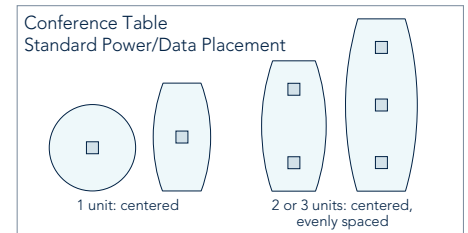


Power/Data Placement

Power/data units will be placed on standard-shaped conference tables as follows:

One power/data unit per table: standard placement is in the middle, oriented parallel with the length of the table.

Two or three power/data units per table: standard placement is centered width-wise, evenly distributed while avoiding base and/or other obstructions, oriented parallel to the length of the table, and maintaining a minimum distance of 20" from the ends of the table.



Other Power/Data

Please visit the Accessories section for all available power/data solutions.

RAPPORT X-BASE CONFERENCE TABLE

PRICING

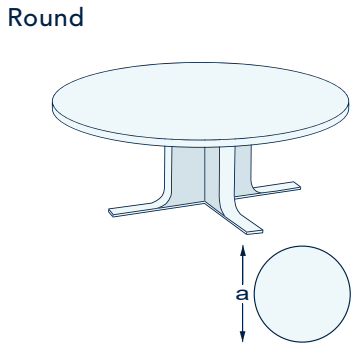
Seated Height - 29"

ORIGINAL LINES PRICING GUIDE

MAY 2024 V1.0

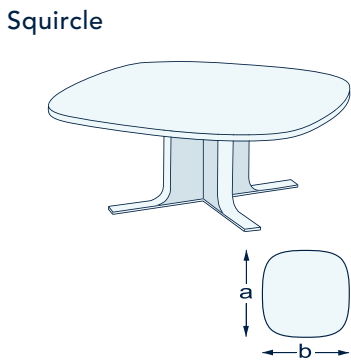


A EDGE BAND & T-EDGE	B EDGE BAND & T-EDGE	C EDGE BAND	D URETHANE EDGE	E WOOD EDGE	F WOOD EDGE	G WOOD EDGE	H WOOD EDGE
AB					WB1		
EB	EB9				WC2	WB1D	
EBR	T10		MT1		WC3	WD2D	WF2
T4	T8	PK4	MT6	W2E	WC6	WD5	WF5



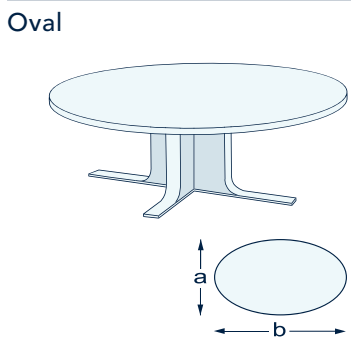
Round	SIZE A	NOTES	BASIC MODEL	A	B	C	D	E	F	G	H
	54dia		RPC.D.54	\$5,959	\$6,106	\$6,330	\$6,425	\$6,330	\$6,577	\$6,772	\$6,772
	60dia		RPC.D.60	\$6,149	\$6,320	\$6,617	\$6,692	\$6,617	\$6,858	\$7,029	\$7,029
	72dia	w/Seam*	RPC.D.72	\$7,213	\$7,412	\$8,085	n/a	\$8,085	\$8,487	\$9,308	\$9,308
	84dia	2 Pc*	RPC.D.84	\$7,676	\$8,322	\$9,052	n/a	\$9,052	\$9,046	\$10,054	\$10,054

*Tables over 72" in width are shipped in two pieces with field joint hardware included.
*72" diameter tables are made in one piece with laminate seam.



Squircle	SIZE A X B	NOTES	BASIC MODEL	A	B	C	D	E	F	G	H
	48x48		RPC.SL.4848	\$5,860	\$5,972	\$6,274	\$6,400	\$6,274	\$6,388	\$6,701	\$6,701
	54x54		RPC.SL.5454	\$5,959	\$6,106	\$6,330	\$6,425	\$6,330	\$6,577	\$6,772	\$6,772
	60x60		RPC.SL.6060	\$6,149	\$6,320	\$6,617	\$6,692	\$6,617	\$6,858	\$7,029	\$7,029
	72x72	w/Seam*	RPC.SL.7272	\$7,213	\$7,412	\$8,085	n/a	\$8,085	\$8,487	\$9,308	\$9,308
	84x84	2 Pc*	RPC.SL.8484	\$7,676	\$8,322	\$8,551	n/a	\$8,551	\$9,046	\$10,054	\$10,054

*Tables over 72" in width are shipped in two pieces with field joint hardware included.
*72" diameter tables are made in one piece with laminate seam.



Oval	SIZE A X B	BASIC MODEL	A	B	C	D	E	F	G	H
	48x60	RPC.V.4860	\$6,374	\$6,547	\$6,845	\$8,399	\$6,845	\$6,981	\$7,356	\$7,356
	48x72	RPC.V.4872	\$6,535	\$6,742	\$7,051	\$8,664	\$7,051	\$7,270	\$7,751	\$7,751
	48x84	RPC.V.4884	\$6,853	\$7,130	\$7,514	\$9,292	\$7,514	\$7,827	\$8,436	\$8,436
	54x72	RPC.V.5472	\$6,842	\$7,112	\$7,382	\$7,478	\$7,382	\$7,668	\$8,227	\$8,227
	54x78	RPC.V.5478	\$7,199	\$7,555	\$7,915	\$7,724	\$7,915	\$8,296	\$9,002	\$9,002
	54x84	RPC.V.5484	\$7,199	\$7,555	\$7,915	\$7,739	\$7,915	\$8,296	\$9,002	\$9,002
	60x84	RPC.V.6084	\$7,333	\$7,703	\$8,081	\$9,948	\$8,081	\$8,471	\$9,211	\$9,211



HOW TO ORDER

Model Number, Finishes, Options

Model Number

Basic Model + Edge* (ex: RWCSR.42120.WB1D)

*[Click here](#) to review all current SurfaceWorks edge options

Finish Selection

[Click here](#) to review all current SurfaceWorks finishes

Top Surface Finish

- Group 1 Laminate..... std
- Group 2 Laminate..... std
- Other Laminate/Material..... quote required

Top Edge Finish

- Standard Edge Color..... std
- Non-Standard Edge Color..... quote required

Base Finish

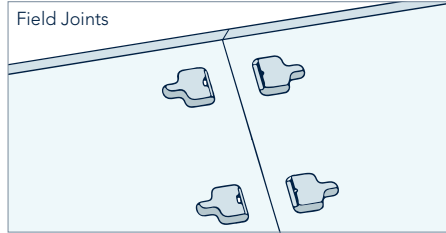
- P300 Black..... std
- P348 Designer White..... std
- P378 Sand..... std
- P354 HM Medium Tone..... std
- P387 HM Innertone Light..... std
- P406 Black Wrinkle..... std
- P431 Metallic Silver..... std
- P466 Champagne Metallic..... std
- Other Base Finish..... quote required

Two-Piece Top

All table tops over 144" in length (or over 72" in width/diameter for rounds, squares and squircles) are shipped in two pieces along with appropriate field joint hardware.

Due to building constraints such as elevators or stairwells, or other design constraints, some table tops typically made in one piece are optionally available in two or more pieces with field joints. This option requires a quote.

Two-Piece Top quote required



Cross-Grained Laminate

Cross-Grained positioned laminate is an option for conference tables, available when the aesthetic requires it and for multi-section tables where the field jointed seams run perpendicular to an aggressive laminate grain that is difficult to match. Laminate seams may be required, but are more easily hidden when aligned with the grain.

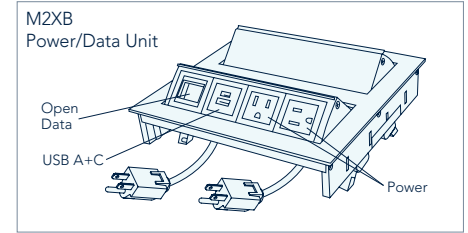
Cross-Grained Laminate quote required



Featured Power/Data: M2XB

Featured (default) power/data option includes M2XB (overall size 8.3" x 8") dual-sided popup units with two power, one USB A+C, and one open data on each side. Units are equipped with two 10' cords with straight plugs. Available in one, two or three units per table, in 499B Silver w/Black trim, 300 Black, and 699 White.

- CP1 One M2XB unit per table..... + \$1,515
- CP2 Two M2XB units per table..... + \$3,030
- CP3 Three M2XB units per table..... + \$4,545

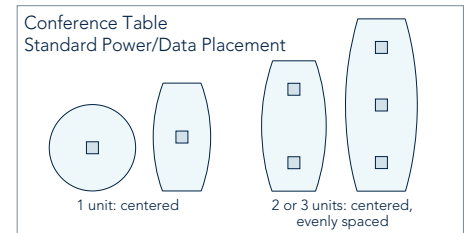


Power/Data Placement

Power/data units will be placed on standard-shaped conference tables as follows:

One power/data unit per table: standard placement is in the middle, oriented parallel with the length of the table.

Two or three power/data units per table: standard placement is centered width-wise, evenly distributed while avoiding base and/or other obstructions, oriented parallel to the length of the table, and maintaining a minimum distance of 20" from the ends of the table.



Other Power/Data

Please visit the Accessories section for all available power/data solutions.

RAWSON CONFERENCE TABLE

PRICING

Seated Height - 29"

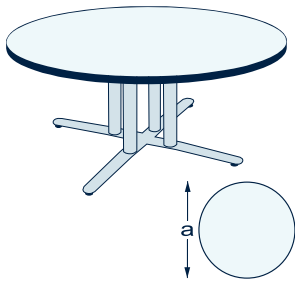
ORIGINAL LINES PRICING GUIDE

MAY 2024 V1.0



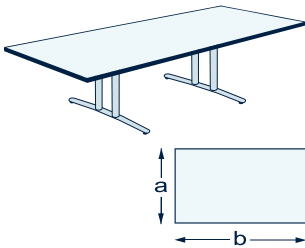
A EDGE BAND & T-EDGE	B EDGE BAND & T-EDGE	C EDGE BAND	D URETHANE EDGE	E WOOD EDGE	F WOOD EDGE	G WOOD EDGE	H WOOD EDGE
AB	EB9				WB1	WB1D	
EB	T10		MT1		WC2	WD2D	WF2
EBR	T8	PK4	MT6	W2E	WC3	WD5	WF5
T4					WC6		

Round



SIZE	BASIC MODEL	A	B	C	D	E	F	G	H
48dia	RWCSD.48	\$2,101	\$2,213	\$2,515	\$2,641	\$2,515	\$2,629	\$2,942	\$2,942
54dia	RWCSD.54	\$2,347	\$2,494	\$2,718	\$2,813	\$2,718	\$2,965	\$3,160	\$3,160
60dia	RWCSD.60	\$2,541	\$2,712	\$3,009	\$3,084	\$3,009	\$3,250	\$3,421	\$3,421

Rectangle



SIZE	NOTES	BASIC MODEL	A	B	C	D	E	F	G	H
36x72	2 Bases	RWCSR.3672	\$2,163	\$2,292	\$2,480	\$2,701	\$2,480	\$2,705	\$2,955	\$2,955
36x84	2 Bases	RWCSR.3684	\$2,325	\$2,486	\$2,644	n/a	\$2,644	\$2,885	\$3,126	\$3,126
36x96	2 Bases	RWCSR.3696	\$2,473	\$2,650	\$2,746	n/a	\$2,746	\$3,035	\$3,259	\$3,259
36x120	3 Bases	RWCSR.36120	\$3,521	\$3,745	\$3,971	n/a	\$3,971	\$4,271	\$4,651	\$4,651
36x144	3 Bases	RWCSR.36144	\$3,903	\$4,170	\$4,435	n/a	\$4,435	\$4,719	\$5,241	\$5,241
42x84	2 Bases	RWCSR.4284	\$2,682	\$2,856	\$3,015	n/a	\$3,015	\$3,334	\$3,453	\$3,453
42x96	2 Bases	RWCSR.4296	\$2,850	\$3,057	\$3,211	n/a	\$3,211	\$3,528	\$3,669	\$3,669
42x120	3 Bases	RWCSR.42120	\$4,024	\$4,267	\$4,514	n/a	\$4,514	\$4,768	\$5,251	\$5,251
42x144	3 Bases	RWCSR.42144	\$4,412	\$4,709	\$5,017	n/a	\$5,017	\$5,332	\$5,916	\$5,916
48x96	2 Bases	RWCSR.4896	\$3,023	\$3,239	\$3,505	\$4,801	\$3,505	\$3,739	\$4,187	\$4,187
48x120	3 Bases	RWCSR.48120	\$4,259	\$4,548	\$4,836	\$6,067	\$4,836	\$5,140	\$5,701	\$5,701
48x144	3 Bases	RWCSR.48144	\$4,654	\$4,989	\$5,322	\$6,731	\$5,322	\$5,671	\$6,313	\$6,313
48x168	4 Bases 2Pc*	RWCSR.48168	\$6,267	\$6,647	\$7,175	\$9,532	\$7,175	\$7,608	\$8,448	\$8,448
48x192	4 Bases 2Pc*	RWCSR.48192	\$6,712	\$7,135	\$7,674	\$9,878	\$7,674	\$8,143	\$9,034	\$9,034
60x96	2 Bases	RWCSR.6096	\$3,494	\$3,783	\$4,075	n/a	\$4,075	\$4,386	\$4,952	\$4,952
60x120	3 Bases	RWCSR.60120	\$4,809	\$5,179	\$5,557	n/a	\$5,557	\$5,948	\$6,657	\$6,657
60x144	3 Bases	RWCSR.60144	\$5,162	\$5,572	\$5,986	n/a	\$5,986	\$6,420	\$7,194	\$7,194
60x168	4 Bases 2Pc*	RWCSR.60168	\$7,072	\$7,586	\$8,102	n/a	\$8,102	\$8,645	\$9,660	\$9,660
60x192	4 Bases 2Pc*	RWCSR.60192	\$7,653	\$8,233	\$8,817	n/a	\$8,817	\$9,433	\$10,563	\$10,563

*Tables over 144" are shipped in two pieces with field joint hardware included.

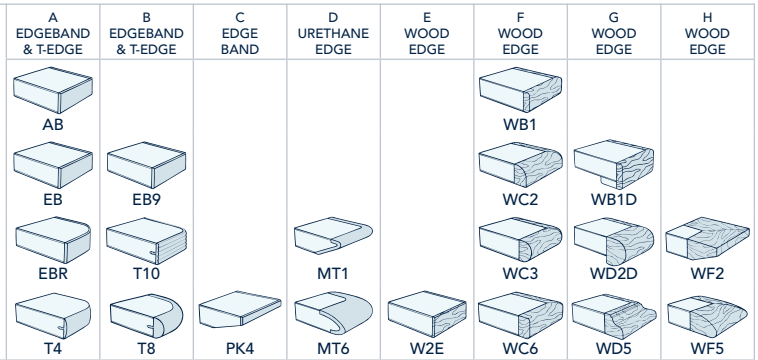
RAWSON CONFERENCE TABLE

PRICING

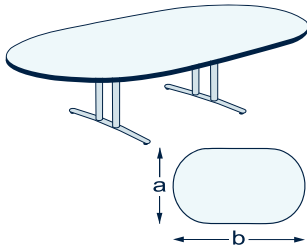
Seated Height - 29"

ORIGINAL LINES PRICING GUIDE

MAY 2024 V1.0



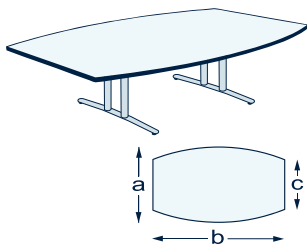
Racetrack



SIZE	NOTES	BASIC MODEL	A	B	C	D	E	F	G	H
36x72	2 Bases	RWCSK.3672	\$2,294	\$2,423	\$2,675	\$3,236	\$2,675	\$2,824	\$3,339	\$3,339
36x84	2 Bases	RWCSK.3684	\$2,500	\$2,689	\$2,946	\$3,503	\$2,946	\$3,221	\$3,508	\$3,508
36x96	2 Bases	RWCSK.3696	\$2,660	\$2,791	\$3,121	\$3,632	\$3,121	\$3,376	\$3,749	\$3,749
36x120	3 Bases	RWCSK.36120	\$3,789	\$4,087	\$4,396	\$4,886	\$4,396	\$4,711	\$5,315	\$5,315
36x144	3 Bases	RWCSK.36144	\$4,219	\$4,567	\$4,914	\$5,568	\$4,914	\$5,278	\$5,960	\$5,960
42x84	2 Bases	RWCSK.4284	\$2,888	\$3,219	\$3,529	\$3,715	\$3,529	\$3,615	\$4,067	\$4,067
42x96	2 Bases	RWCSK.4296	\$3,085	\$3,363	\$3,560	\$3,862	\$3,560	\$3,754	\$4,192	\$4,192
42x120	3 Bases	RWCSK.42120	\$4,346	\$4,647	\$4,968	\$5,632	\$4,968	\$5,309	\$5,963	\$5,963
42x144	3 Bases	RWCSK.42144	\$4,785	\$5,164	\$5,560	\$6,359	\$5,560	\$5,974	\$6,738	\$6,738
48x96	2 Bases	RWCSK.4896	\$3,273	\$3,578	\$3,964	\$4,683	\$3,964	\$4,298	\$4,954	\$4,954
48x120	3 Bases	RWCSK.48120	\$4,603	\$4,992	\$5,385	\$5,996	\$5,385	\$5,791	\$6,549	\$6,549
48x144	3 Bases	RWCSK.48144	\$5,048	\$5,482	\$5,915	\$6,715	\$5,915	\$6,375	\$7,204	\$7,204
48x168	4 Bases 2Pc*	RWCSK.48168	\$6,755	\$7,299	\$8,011	\$9,457	\$8,011	\$8,593	\$9,726	\$9,726
48x192	4 Bases 2Pc*	RWCSK.48192	\$7,250	\$7,852	\$8,580	\$9,794	\$8,580	\$9,209	\$10,407	\$10,407
60x96	2 Bases	RWCSK.6096	\$3,836	\$4,229	\$4,622	\$5,674	\$4,622	\$5,037	\$5,801	\$5,801
60x120	3 Bases	RWCSK.60120	\$5,252	\$5,755	\$6,259	\$7,031	\$6,259	\$6,789	\$7,748	\$7,748
60x144	3 Bases	RWCSK.60144	\$5,647	\$6,181	\$6,718	\$7,688	\$6,718	\$7,280	\$8,289	\$8,289
60x168	4 Bases 2Pc*	RWCSK.60168	\$7,716	\$8,441	\$9,133	\$10,276	\$9,133	\$9,864	\$11,238	\$11,238
60x192	4 Bases 2Pc*	RWCSK.60192	\$8,377	\$9,194	\$9,978	\$11,249	\$9,978	\$10,804	\$12,334	\$12,334

*Tables over 144" are shipped in two pieces with field joint hardware included.

Boat



SIZE	NOTES	BASIC MODEL	A	B	C	D	E	F	G	H
36x72x30	2 Bases	RWCSB.3672	\$2,317	\$2,460	\$2,642	\$3,259	\$2,642	\$2,814	\$3,353	\$3,353
36x84x30	2 Bases	RWCSB.3684	\$2,532	\$2,691	\$2,939	\$3,560	\$2,939	\$3,300	\$3,466	\$3,466
36x96x30	2 Bases	RWCSB.3696	\$2,700	\$2,903	\$3,168	\$3,725	\$3,168	\$3,486	\$3,748	\$3,748
36x120x30	3 Bases	RWCSB.36120	\$3,838	\$4,126	\$4,419	\$5,073	\$4,419	\$4,725	\$5,308	\$5,308
36x144x30	3 Bases	RWCSB.36144	\$4,281	\$4,629	\$4,976	\$5,744	\$4,976	\$5,340	\$6,022	\$6,022
42x84x30	2 Bases	RWCSB.4284	\$2,835	\$3,023	\$3,459	\$3,694	\$3,459	\$3,562	\$4,014	\$4,014

*Tables over 144" are shipped in two pieces with field joint hardware included.

RAWSON CONFERENCE TABLE

PRICING

Seated Height - 29"

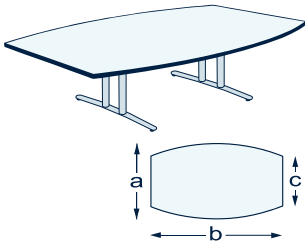
ORIGINAL LINES PRICING GUIDE

MAY 2024 V1.0



A EDGE BAND & T-EDGE	B EDGE BAND & T-EDGE	C EDGE BAND	D URETHANE EDGE	E WOOD EDGE	F WOOD EDGE	G WOOD EDGE	H WOOD EDGE
AB					WB1		
EB	EB9				WC2	WB1D	
EBR	T10		MT1		WC3	WD2D	WF2
T4	T8	PK4	MT6	W2E	WC6	WD5	WF5

Boat



SIZE	NOTES	BASIC MODEL	A	B	C	D	E	F	G	H
42x96x30	2 Bases	RWCSB.4296	\$3,034	\$3,301	\$3,536	\$4,012	\$3,536	\$3,725	\$4,204	\$4,204
42x120x30	3 Bases	RWCSB.42120	\$4,310	\$4,622	\$4,947	\$5,650	\$4,947	\$5,277	\$5,903	\$5,903
42x144x30	3 Bases	RWCSB.42144	\$4,762	\$5,150	\$5,546	\$6,402	\$5,546	\$5,959	\$6,715	\$6,715
48x96x36	2 Bases	RWCSB.4896	\$3,232	\$3,667	\$4,065	\$4,814	\$4,065	\$4,199	\$4,966	\$4,966
48x120x36	3 Bases	RWCSB.48120	\$4,427	\$4,806	\$5,181	\$6,001	\$5,181	\$5,571	\$6,302	\$6,302
48x144x36	3 Bases	RWCSB.48144	\$4,889	\$5,323	\$5,756	\$6,695	\$5,756	\$6,216	\$7,045	\$7,045
48x168x36	4 Bases 2Pc*	RWCSB.48168	\$6,656	\$7,179	\$7,867	\$9,472	\$7,867	\$8,430	\$9,520	\$9,520
48x192x36	4 Bases 2Pc*	RWCSB.48192	\$7,160	\$7,741	\$8,442	\$9,826	\$8,442	\$9,046	\$10,204	\$10,204
60x96x42	2 Bases	RWCSB.6096	\$3,905	\$4,339	\$4,574	\$5,718	\$4,574	\$4,932	\$5,581	\$5,581
60x120x42	3 Bases	RWCSB.60120	\$5,146	\$5,630	\$6,117	\$7,159	\$6,117	\$6,628	\$7,548	\$7,548
60x144x42	3 Bases	RWCSB.60144	\$5,557	\$6,091	\$6,628	\$7,772	\$6,628	\$7,190	\$8,199	\$8,199
60x168x42	4 Bases 2Pc*	RWCSB.60168	\$7,643	\$8,339	\$9,008	\$10,516	\$9,008	\$9,713	\$11,038	\$11,038
60x192x42	4 Bases 2Pc*	RWCSB.60192	\$8,319	\$9,107	\$9,863	\$11,550	\$9,863	\$10,661	\$12,128	\$12,128

*Tables over 144" are shipped in two pieces with field joint hardware included.



HOW TO ORDER

Model Number, Finishes, Options

Model Number

Basic Model + Edge* (ex: CNF.K.60144.WD5)

*[Click here](#) to review all current SurfaceWorks edge options

Finish Selection

[Click here](#) to review all current SurfaceWorks finishes

Top Surface Finish

- Group 1 Laminate std
- Group 2 Laminate std
- Other Laminate/Material quote required

Top Edge Finish

- Standard Edge Color std
- Non-Standard Edge Color quote required

Base Finish


- P300 Black std
- P348 Designer White std
- P378 Sand std
- P354 HM Medium Tone std
- P387 HM Innertone Light std
- P406 Black Wrinkle std
- P431 Metallic Silver std
- P466 Champagne Metallic std
- Other Base Finish quote required

Two-Piece Top

All table tops over 144" in length (or over 72" in width/diameter for rounds, squares and squircles) are shipped in two pieces along with appropriate field joint hardware.

Due to building constraints such as elevators or stairwells, or other design constraints, some table tops typically made in one piece are optionally available in two or more pieces with field joints. This option requires a quote.

Two-Piece Top quote required



Cross-Grained Laminate

Cross-Grained positioned laminate is an option for conference tables, available when the aesthetic requires it and for multi-section tables where the field jointed seams run perpendicular to an aggressive laminate grain that is difficult to match. Laminate seams may be required, but are more easily hidden when aligned with the grain.

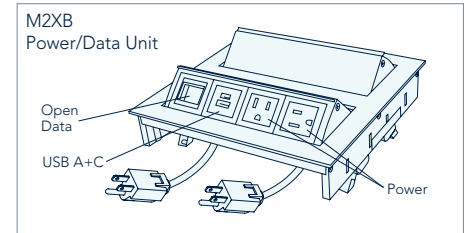
Cross-Grained Laminate quote required



Featured Power/Data: M2XB

Featured (default) power/data option includes M2XB (overall size 8.3" x 8") dual-sided popup units with two power, one USB A+C, and one open data on each side. Units are equipped with two 10' cords with straight plugs. Available in one, two or three units per table, in 499B Silver w/Black trim, 300 Black, and 699 White.

- CP1 One M2XB unit per table + \$1,515
- CP2 Two M2XB units per table + \$3,030
- CP3 Three M2XB units per table + \$4,545

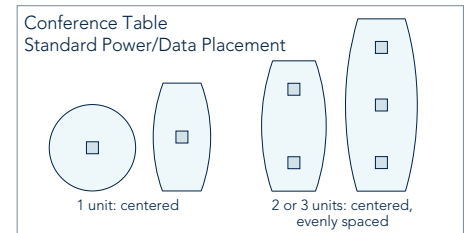


Power/Data Placement

Power/data units will be placed on standard-shaped conference tables as follows:

One power/data unit per table: standard placement is in the middle, oriented parallel with the length of the table.

Two or three power/data units per table: standard placement is centered width-wise, evenly distributed while avoiding base and/or other obstructions, oriented parallel to the length of the table, and maintaining a minimum distance of 20" from the ends of the table.



Other Power/Data

Please visit the Accessories section for all available power/data solutions.

T-FACTO CONFERENCE TABLE

PRICING

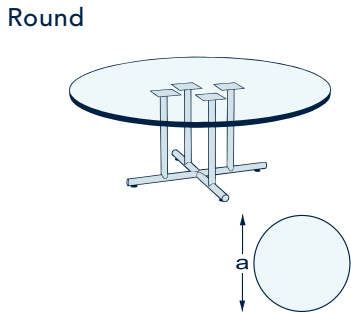
Seated Height - 29"

ORIGINAL LINES PRICING GUIDE

MAY 2024 V1.0

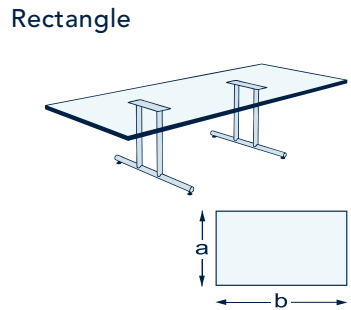


A EDGE BAND & T-EDGE	B EDGE BAND & T-EDGE	C EDGE BAND	D URETHANE EDGE	E WOOD EDGE	F WOOD EDGE	G WOOD EDGE	H WOOD EDGE
AB					WB1		
EB	EB9				WC2	WB1D	
EBR	T10		MT1		WC3	WD2D	WF2
T4	T8	PK4	MT6	W2E	WC6	WD5	WF5



Round	SIZE A	NOTES	BASIC MODEL	A	B	C	D	E	F	G	H
	42dia		CNF.D.42	\$1,342	\$1,433	\$1,719	\$1,830	\$1,719	\$1,833	\$2,146	\$2,146
	48dia		CNF.D.48	\$1,429	\$1,541	\$1,843	\$1,969	\$1,843	\$1,957	\$2,270	\$2,270
	54dia		CNF.D.54	\$1,530	\$1,677	\$1,901	\$1,996	\$1,901	\$2,148	\$2,343	\$2,343
	60dia		CNF.D.60	\$1,825	\$1,996	\$2,293	\$2,368	\$2,293	\$2,534	\$2,705	\$2,705
	72dia	w/Seam*	CNF.D.72	\$2,654	\$2,853	\$3,526	n/a	\$3,526	\$3,928	\$4,749	\$4,749

*72" diameter tables are made in one piece with laminate seam.



Rectangle	SIZE A X B	NOTES	BASIC MODEL	A	B	C	D	E	F	G	H
	36x72	2 Bases	CNF.R.3672	\$1,549	\$1,678	\$1,866	\$2,087	\$1,866	\$2,091	\$2,341	\$2,341
	36x84	2 Bases	CNF.R.3684	\$1,711	\$1,872	\$2,030	n/a	\$2,030	\$2,271	\$2,512	\$2,512
	36x96	2 Bases	CNF.R.3696	\$1,859	\$2,036	\$2,132	n/a	\$2,132	\$2,421	\$2,645	\$2,645
	36x120	3 Bases	CNF.R.36120	\$2,602	\$2,826	\$3,052	n/a	\$3,052	\$3,352	\$3,732	\$3,732
	36x144	3 Bases	CNF.R.36144	\$2,982	\$3,249	\$3,514	n/a	\$3,514	\$3,798	\$4,320	\$4,320
	42x84	2 Bases	CNF.R.4284	\$1,910	\$2,084	\$2,243	n/a	\$2,243	\$2,562	\$2,681	\$2,681
	42x96	2 Bases	CNF.R.4296	\$2,074	\$2,281	\$2,435	n/a	\$2,435	\$2,752	\$2,893	\$2,893
	42x120	3 Bases	CNF.R.42120	\$2,873	\$3,116	\$3,363	n/a	\$3,363	\$3,617	\$4,100	\$4,100
	42x144	3 Bases	CNF.R.42144	\$3,257	\$3,554	\$3,862	n/a	\$3,862	\$4,177	\$4,761	\$4,761
	48x96	2 Bases	CNF.R.4896	\$2,191	\$2,407	\$2,673	\$3,969	\$2,673	\$2,907	\$3,355	\$3,355
	48x120	3 Bases	CNF.R.48120	\$3,019	\$3,308	\$3,596	\$4,827	\$3,596	\$3,900	\$4,461	\$4,461
	48x144	3 Bases	CNF.R.48144	\$3,413	\$3,748	\$4,081	\$5,490	\$4,081	\$4,430	\$5,072	\$5,072
	48x168	4 Bases 2Pc*	CNF.R.48168	\$4,609	\$4,989	\$5,517	\$7,874	\$5,517	\$5,950	\$6,790	\$6,790
	48x192	4 Bases 2Pc*	CNF.R.48192	\$5,053	\$5,476	\$6,015	\$8,219	\$6,015	\$6,484	\$7,375	\$7,375
	60x96	2 Bases	CNF.R.6096	\$2,694	\$2,983	\$3,275	n/a	\$3,275	\$3,586	\$4,152	\$4,152
	60x120	3 Bases	CNF.R.60120	\$3,618	\$3,988	\$4,366	n/a	\$4,366	\$4,757	\$5,466	\$5,466
	60x144	3 Bases	CNF.R.60144	\$3,973	\$4,383	\$4,797	n/a	\$4,797	\$5,231	\$6,005	\$6,005
	60x168	4 Bases 2Pc*	CNF.R.60168	\$5,479	\$5,993	\$6,509	n/a	\$6,509	\$7,052	\$8,067	\$8,067
	60x192	4 Bases 2Pc*	CNF.R.60192	\$6,058	\$6,638	\$7,222	n/a	\$7,222	\$7,838	\$8,968	\$8,968

*Tables over 144" are shipped in two pieces with field joint hardware included.

T-FACTO CONFERENCE TABLE

PRICING

Seated Height - 29"

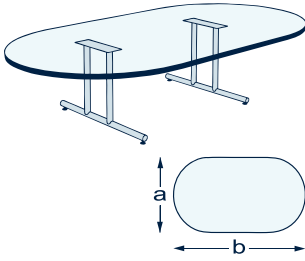
ORIGINAL LINES PRICING GUIDE

MAY 2024 V1.0



A EDGE BAND & T-EDGE	B EDGE BAND & T-EDGE	C EDGE BAND	D URETHANE EDGE	E WOOD EDGE	F WOOD EDGE	G WOOD EDGE	H WOOD EDGE
AB					WB1		
EB	EB9				WC2	WB1D	
EBR	T10		MT1		WC3	WD2D	WF2
T4	T8	PK4	MT6	W2E	WC6	WD5	WF5

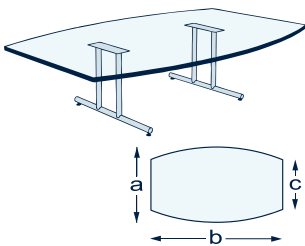
Racetrack



SIZE A X B	NOTES	BASIC MODEL	A	B	C	D	E	F	G	H
36x72	2 Bases	CNF.K.3672	\$1,678	\$1,807	\$2,059	\$2,620	\$2,059	\$2,208	\$2,723	\$2,723
36x84	2 Bases	CNF.K.3684	\$1,879	\$2,068	\$2,325	\$2,882	\$2,325	\$2,600	\$2,887	\$2,887
36x96	2 Bases	CNF.K.3696	\$2,042	\$2,173	\$2,503	\$3,014	\$2,503	\$2,758	\$3,131	\$3,131
36x120	3 Bases	CNF.K.36120	\$2,864	\$3,162	\$3,471	\$3,961	\$3,471	\$3,786	\$4,390	\$4,390
36x144	3 Bases	CNF.K.36144	\$3,293	\$3,641	\$3,988	\$4,642	\$3,988	\$4,352	\$5,034	\$5,034
42x84	2 Bases	CNF.K.4284	\$2,113	\$2,444	\$2,754	\$2,940	\$2,754	\$2,840	\$3,292	\$3,292
42x96	2 Bases	CNF.K.4296	\$2,309	\$2,587	\$2,784	\$3,086	\$2,784	\$2,978	\$3,416	\$3,416
42x120	3 Bases	CNF.K.42120	\$3,186	\$3,487	\$3,808	\$4,472	\$3,808	\$4,149	\$4,803	\$4,803
42x144	3 Bases	CNF.K.42144	\$3,619	\$3,998	\$4,394	\$5,193	\$4,394	\$4,808	\$5,572	\$5,572
48x96	2 Bases	CNF.K.4896	\$2,437	\$2,742	\$3,128	\$3,847	\$3,128	\$3,462	\$4,118	\$4,118
48x120	3 Bases	CNF.K.48120	\$3,356	\$3,745	\$4,138	\$4,749	\$4,138	\$4,544	\$5,302	\$5,302
48x144	3 Bases	CNF.K.48144	\$3,800	\$4,234	\$4,667	\$5,467	\$4,667	\$5,127	\$5,956	\$5,956
48x168	4 Bases 2Pc*	CNF.K.48168	\$5,088	\$5,632	\$6,344	\$7,790	\$6,344	\$6,926	\$8,059	\$8,059
48x192	4 Bases 2Pc*	CNF.K.48192	\$5,582	\$6,184	\$6,912	\$8,126	\$6,912	\$7,541	\$8,739	\$8,739
60x96	2 Bases	CNF.K.6096	\$3,028	\$3,421	\$3,814	\$4,866	\$3,814	\$4,229	\$4,993	\$4,993
60x120	3 Bases	CNF.K.60120	\$4,055	\$4,558	\$5,062	\$5,834	\$5,062	\$5,592	\$6,551	\$6,551
60x144	3 Bases	CNF.K.60144	\$4,451	\$4,985	\$5,522	\$6,492	\$5,522	\$6,084	\$7,093	\$7,093
60x168	4 Bases 2Pc*	CNF.K.60168	\$6,114	\$6,839	\$7,531	\$8,674	\$7,531	\$8,262	\$9,636	\$9,636
60x192	4 Bases 2Pc*	CNF.K.60192	\$6,769	\$7,586	\$8,370	\$9,641	\$8,370	\$9,196	\$10,726	\$10,726

*Tables over 144" are shipped in two pieces with field joint hardware included.

Boat



SIZE A X B X C	NOTES	BASIC MODEL	A	B	C	D	E	F	G	H
36x72x30	2 Bases	CNF.B.3672	\$1,702	\$1,845	\$2,027	\$2,644	\$2,027	\$2,199	\$2,738	\$2,738
36x84x30	2 Bases	CNF.B.3684	\$1,912	\$2,071	\$2,319	\$2,940	\$2,319	\$2,680	\$2,846	\$2,846
36x96x30	2 Bases	CNF.B.3696	\$2,077	\$2,280	\$2,545	\$3,102	\$2,545	\$2,863	\$3,125	\$3,125
36x120x30	3 Bases	CNF.B.36120	\$2,915	\$3,203	\$3,496	\$4,150	\$3,496	\$3,802	\$4,385	\$4,385
36x144x30	3 Bases	CNF.B.36144	\$3,354	\$3,702	\$4,049	\$4,817	\$4,049	\$4,413	\$5,095	\$5,095
42x84x30	2 Bases	CNF.B.4284	\$2,155	\$2,343	\$2,779	\$3,014	\$2,779	\$2,882	\$3,334	\$3,334

*Tables over 144" are shipped in two pieces with field joint hardware included.

T-FACTO CONFERENCE TABLE

PRICING

Seated Height - 29"

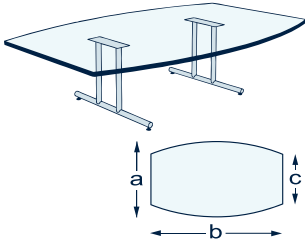
ORIGINAL LINES PRICING GUIDE

MAY 2024 V1.0



A EDGE BAND & T-EDGE	B EDGE BAND & T-EDGE	C EDGE BAND	D URETHANE EDGE	E WOOD EDGE	F WOOD EDGE	G WOOD EDGE	H WOOD EDGE
AB					WB1		
EB	EB9				WC2	WB1D	
EBR	T10		MT1		WC3	WD2D	WF2
T4	T8	PK4	MT6	W2E	WC6	WD5	WF5

Boat



SIZE A X B X C	NOTES	BASIC MODEL	A B C D E F G H								
			A	B	C	D	E	F	G	H	
42x96x30	2 Bases	CNF.B.4296	\$2,348	\$2,615	\$2,850	\$3,326	\$2,850	\$3,039	\$3,518	\$3,518	
42x120x30	3 Bases	CNF.B.42120	\$3,209	\$3,521	\$3,846	\$4,549	\$3,846	\$4,176	\$4,802	\$4,802	
42x144x30	3 Bases	CNF.B.42144	\$3,660	\$4,048	\$4,444	\$5,300	\$4,444	\$4,857	\$5,613	\$5,613	
48x96x36	2 Bases	CNF.B.4896	\$2,449	\$2,884	\$3,282	\$4,031	\$3,282	\$3,416	\$4,183	\$4,183	
48x120x36	3 Bases	CNF.B.48120	\$3,384	\$3,763	\$4,138	\$4,958	\$4,138	\$4,528	\$5,259	\$5,259	
48x144x36	3 Bases	CNF.B.48144	\$3,841	\$4,275	\$4,708	\$5,647	\$4,708	\$5,168	\$5,997	\$5,997	
48x168x36	4 Bases 2Pc*	CNF.B.48168	\$5,138	\$5,661	\$6,349	\$7,954	\$6,349	\$6,912	\$8,002	\$8,002	
48x192x36	4 Bases 2Pc*	CNF.B.48192	\$5,641	\$6,222	\$6,923	\$8,307	\$6,923	\$7,527	\$8,685	\$8,685	
60x96x42	2 Bases	CNF.B.6096	\$3,097	\$3,531	\$3,766	\$4,910	\$3,766	\$4,124	\$4,773	\$4,773	
60x120x42	3 Bases	CNF.B.60120	\$3,967	\$4,451	\$4,938	\$5,980	\$4,938	\$5,449	\$6,369	\$6,369	
60x144x42	3 Bases	CNF.B.60144	\$4,372	\$4,906	\$5,443	\$6,587	\$5,443	\$6,005	\$7,014	\$7,014	
60x168x42	4 Bases 2Pc*	CNF.B.60168	\$6,055	\$6,751	\$7,420	\$8,928	\$7,420	\$8,125	\$9,450	\$9,450	
60x192x42	4 Bases 2Pc*	CNF.B.60192	\$6,731	\$7,519	\$8,275	\$9,962	\$8,275	\$9,073	\$10,540	\$10,540	

*Tables over 144" are shipped in two pieces with field joint hardware included.



HOW TO ORDER

Model Number, Finishes

Model Number

Basic Model (ex: RPS.BC.2048)

Primary Color

(Outer & Inner Cabinet)

Rapport Casegoods Color Palette std

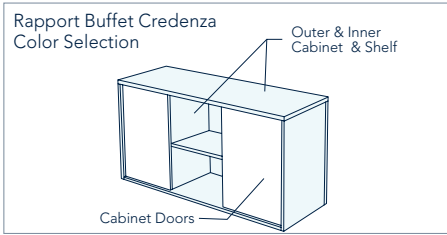
Other Laminate quote required

Accent Color

(Cabinet Doors)

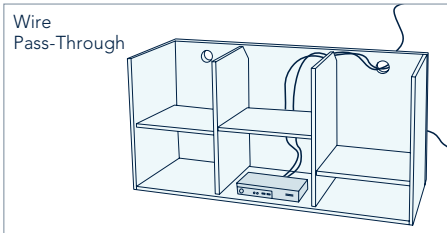
Rapport Casegoods Color Palette std

Other Laminate quote required



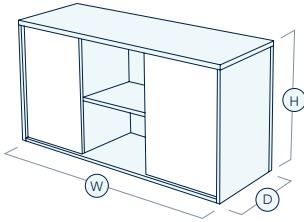
Wire Pass-Through

Wire Pass-Through cutouts and Grommets are included as shown:





Buffet Height Credenza



SIZE D X W X H	BASIC MODEL	LIST PRICE
20x48x36	RPS.BC.2048	\$4,162
20x60x36	RPS.BC.2060	\$4,482
20x72x36	RPS.BC.2072	\$4,804



Model Number

Basic Model (ex: RPS.MC.20482455)

Finish Selection

[Click here](#) to review all current SurfaceWorks finishes

Primary Color

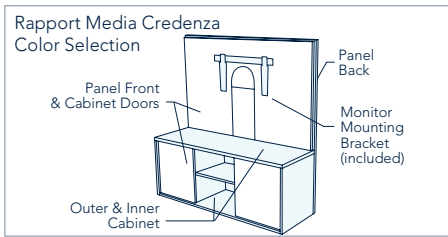
(Outer & Inner Cabinet, Panel Back)

- [Rapport Casegoods Color Palette](#) std
- Other Laminate quote required

Accent Color

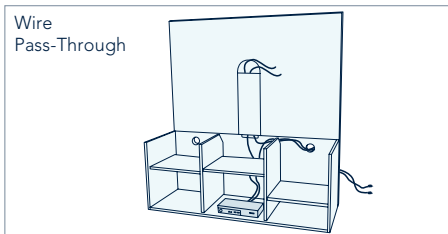
(Cabinet Doors & Panel Front)

- [Rapport Casegoods Color Palette](#) std
- Other Laminate quote required



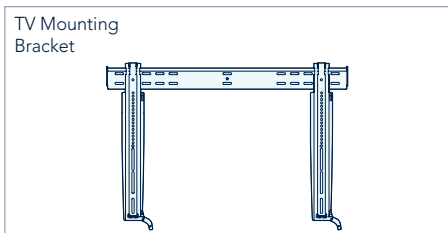
Wire Pass-Through

Wire Pass-Through channel, cutouts and grommets are included as shown:



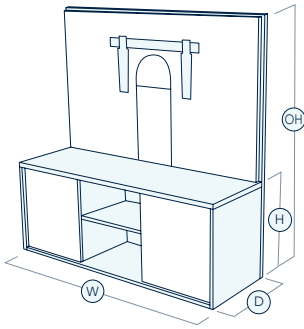
Slim TV Mounting Bracket

Ultra-slim profile TV mounting bracket is included with the Rapport Media Credenza and is able to accommodate screen sizes from 32" to 65".





Media Credenza



SIZE D X W X H X OH	BASIC MODEL	LIST PRICE
20x60x24x62	RPS.MC.20602462	\$6,464
20x48x29x62	RPS.MC.20482962	\$7,072
20x48x24x55	RPS.MC.20482455	\$6,248
20x60x29x67	RPS.MC.20602967	\$7,308



HOW TO ORDER

Model Number, Finishes

Model Number

Basic Model (ex: RPS.WC.1672)

Finish Selection

[Click here](#) to review all current SurfaceWorks finishes

Primary Color

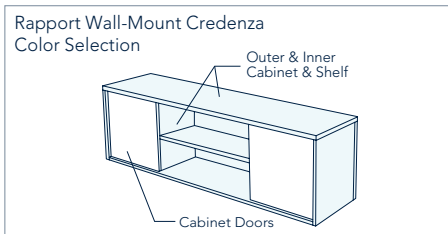
(Outer & Inner Cabinet)

- [Rapport Casegoods Color Palette](#) std
- Other Laminate quote required

Accent Color

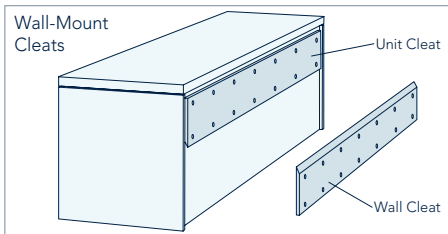
(Cabinet Doors)

- [Rapport Casegoods Color Palette](#) std
- Other Laminate quote required



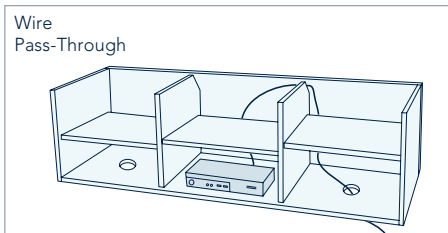
Wall-Mount Cleats

The French Cleat mounting system allows for the quickest installation with superior mounting stability.



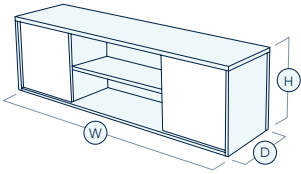
Wire Pass-Through

Wire Pass-Through cutouts and grommets are included as shown:





Wall-Mount Credenza



SIZE D X W X H	BASIC MODEL	LIST PRICE
16x48x18	RPS.WC.1648	\$3,139
16x72x18	RPS.WC.1672	\$3,575
16x60x18	RPS.WC.1660	\$3,375



Model Number

Basic Model + Edge* (ex: RPMCM.K.4860.EB)

*[Click here](#) to review all current SurfaceWorks edge options

Finish Selection

[Click here](#) to review all current SurfaceWorks finishes

Top Surface Finish

- Group 1 Laminate..... std
- Group 2 Laminate..... std
- Other Laminate/Material..... quote required

Top Edge Finish

- Standard Edge Color..... std
- Non-Standard Edge Color..... quote required

Primary Color

(Back Panel, Cabinet Sides)

- [Rapport Casegoods Color Palette](#)..... std
- Other Laminate..... quote required

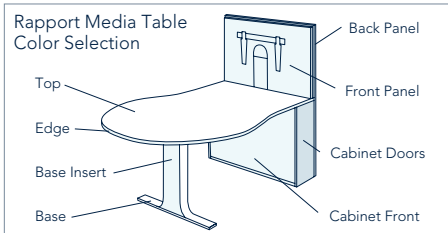
Accent Color

(Base Insert, Cabinet Front, Front Panel)

- [Rapport Casegoods Color Palette](#)..... std
- Other Laminate..... quote required

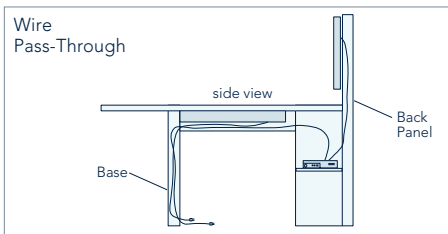
Base Finish

- P431 Metallic Silver..... std



Wire Management/Pass-Through

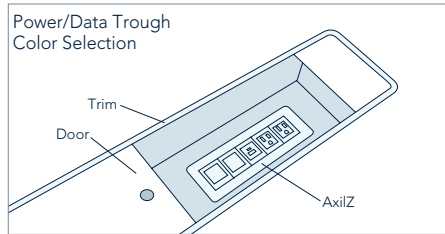
Wire pass-through channels are provided via the base and panel as shown:



Rapport Power/Data Trough Option

Units equipped with optional Power/Data Trough include AxilZ power/data module(s) configured as per chart below. Upcharges listed on pricing pages. For other configurations, please request a quote.

Power/Data Trough AxilZ Configurations				
Cabinet/Panel Width:	48"		60"	
	60 - 72"	84 - 96"	60 - 72"	84 - 96"
Power:	1	3	4	6
USB A+C:	2	2	2	4
Open Data:	1	3	4	6



Power Data Trough Finishes:

- Trim:**
- P431 Metallic Silver..... std
 - Other Finish..... quote required

- Door:**
- L006 Brownstone..... std
 - L008 Graphite..... std
 - L064 Khaki Brown..... std
 - L151 Classic Mahogany..... std
 - L152 Rainier Cherry..... std
 - L219 Clear Maple..... std
 - L300 Black..... std
 - L348 Designer White..... std
 - L359 Stone Cliff..... std
 - Other Laminate..... quote required

- AxilZ Power/Data Unit:**
- 499K Silver-Black Trim/Alum Accent..... std
 - Other Finish..... quote required

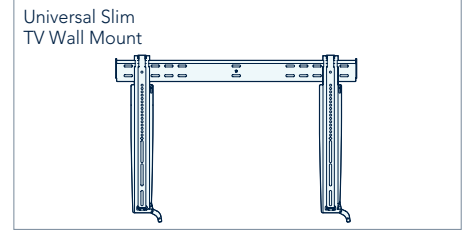
Other Power/Data

Please visit the Accessories section for all available power/data solutions.

Universal Slim TV Mount

Included with Rapport CM and PM Media Tables, the medium slim-profile TV mount accommodates screen sizes 32" to 65".

Slim TV Wall Mount, Medium.....included



RAPPORT CM MEDIA TABLE

PRICING

Seated Height - 29"

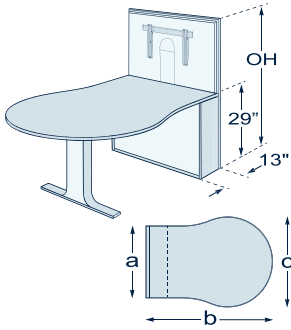
ORIGINAL LINES PRICING GUIDE

MAY 2024 V1.0

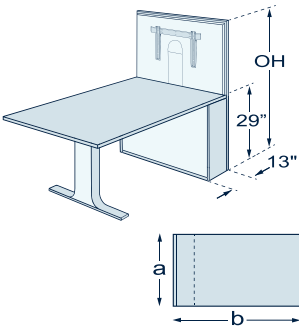


	A EDGE BAND & T-EDGE	B EDGE BAND & T-EDGE	C URETHANE EDGE	D WITH POWER/DATA TROUGH	
	 AB EB EBR	 EB9 T8	 MT1 MT6		
SIZE A X B X C X OH	BASIC MODEL	A	B	C	D
48x72x60x56	RPMCM.LB.487260	\$10,527	\$10,760	\$12,920	+ \$1,613
48x84x60x56	RPMCM.LB.488460	\$10,944	\$11,240	\$13,666	+ \$2,053
48x96x60x56	RPMCM.LB.489660	\$11,223	\$11,929	\$14,124	+ \$2,148

Idea Shape

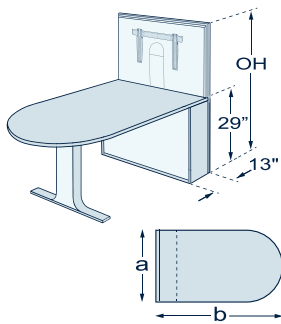


Rectangle



SIZE A X B X OH	BASIC MODEL	A	B	C	D
48x72x56	RPMCM.R.4872	\$9,149	\$9,316	n/a	+ \$1,613
48x96x56	RPMCM.R.4896	\$9,597	\$9,813	\$12,188	+ \$2,148

Racetrack



SIZE A X B X OH	BASIC MODEL	A	B	C	D
48x60x56	RPMCM.K.4860	\$9,173	\$9,346	\$11,198	+ \$1,559
48x72x56	RPMCM.K.4872	\$9,388	\$9,490	\$11,517	+ \$1,613
48x84x56	RPMCM.K.4884	\$9,761	\$10,038	\$12,200	+ \$2,053
48x96x56	RPMCM.K.4896	\$9,950	\$10,257	\$12,454	+ \$2,148
60x72x63	RPMCM.K.6072	\$10,732	\$10,965	\$13,125	+ \$2,649
60x84x63	RPMCM.K.6084	\$11,152	\$11,522	\$13,767	+ \$3,411
60x96x63	RPMCM.K.6096	\$11,429	\$11,822	\$14,330	+ \$3,526

RAPPORT CM MEDIA TABLE

PRICING

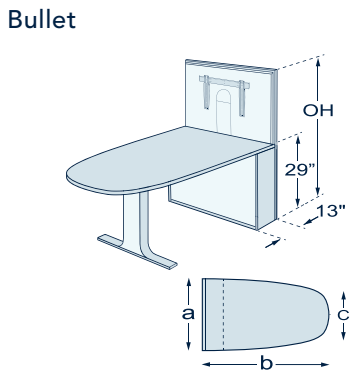
Seated Height - 29"

ORIGINAL LINES PRICING GUIDE

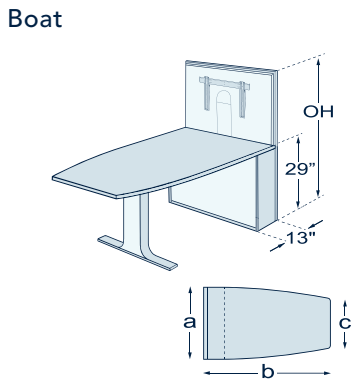
MAY 2024 V1.0



A EDGE BAND & T-EDGE	B EDGE BAND & T-EDGE	C URETHANE EDGE	D WITH POWER/DATA TROUGH
 AB EB EBR	 EB9 T8	 MT1 MT6	



SIZE A X B X C X OH	BASIC MODEL	A	B	C	D
48x60x36x56	RPMCM.BL.486036	\$9,173	\$9,335	\$11,247	+ \$1,559
48x72x36x56	RPMCM.BL.487236	\$9,388	\$9,455	\$11,576	+ \$1,613
48x84x36x56	RPMCM.BL.488436	\$9,761	\$9,979	\$12,276	+ \$2,053
48x96x36x56	RPMCM.BL.489636	\$9,951	\$10,400	\$12,541	+ \$2,148
60x72x42x63	RPMCM.BL.607242	\$10,732	\$10,965	\$13,125	+ \$2,649
60x84x42x63	RPMCM.BL.608442	\$11,152	\$11,448	\$13,874	+ \$3,411
60x96x42x63	RPMCM.BL.609642	\$11,429	\$11,812	\$14,330	+ \$3,526

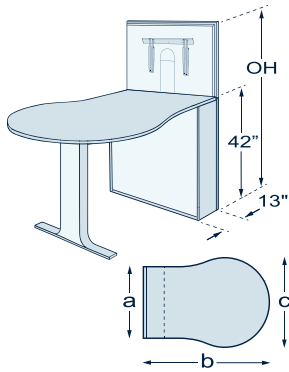


SIZE A X B X C X OH	BASIC MODEL	A	B	C	D
48x60x36x56	RPMCM.B.486036	\$9,292	\$9,484	\$11,366	+ \$1,559
48x72x36x56	RPMCM.B.487236	\$9,497	\$9,717	\$11,685	+ \$1,613
48x84x36x56	RPMCM.B.488436	\$9,606	\$9,824	\$12,121	+ \$2,053
48x96x36x56	RPMCM.B.489636	\$9,736	\$10,069	\$12,326	+ \$2,148
60x72x42x63	RPMCM.B.607242	\$10,711	\$10,944	\$13,104	+ \$2,649
60x84x42x63	RPMCM.B.608442	\$10,842	\$11,138	\$13,564	+ \$3,411
60x96x42x63	RPMCM.B.609642	\$10,996	\$11,447	\$13,897	+ \$3,526



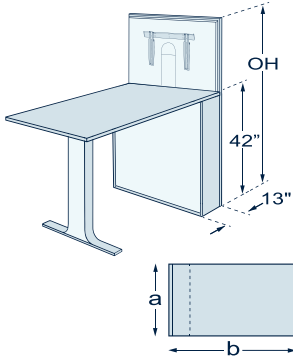
A EDGE BAND & T-EDGE	B EDGE BAND & T-EDGE	C URETHANE EDGE	D WITH POWER/DATA TROUGH
 AB EB EBR	 EB9 T8	 MT1 MT6	

Idea Shape



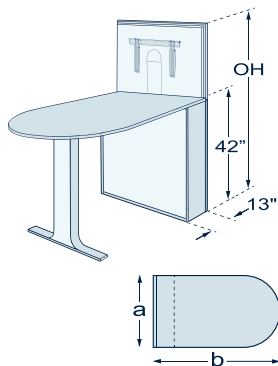
SIZE A X B X C X OH	BASIC MODEL	A	B	C	D
48x72x60x69	RPMCMB.LB.487260	\$10,723	\$10,956	\$13,116	+ \$1,613
48x84x60x69	RPMCMB.LB.488460	\$11,124	\$11,420	\$13,846	+ \$2,053
48x96x60x69	RPMCMB.LB.489660	\$11,393	\$12,099	\$14,294	+ \$2,148

Rectangle



SIZE A X B X OH	BASIC MODEL	A	B	C	D
48x72x69	RPMCMB.R.4872	\$9,388	\$9,555	n/a	+ \$1,613
48x96x69	RPMCMB.R.4896	\$9,826	\$10,042	\$12,417	+ \$2,148

Racetrack

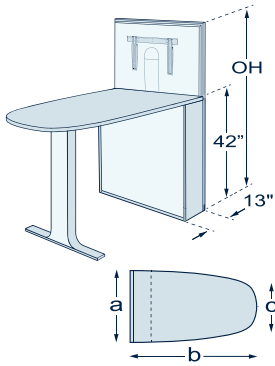


SIZE A X B X OH	BASIC MODEL	A	B	C	D
48x60x69	RPMCMB.K.4860	\$9,412	\$9,585	\$11,437	+ \$1,559
48x72x69	RPMCMB.K.4872	\$9,622	\$9,724	\$11,751	+ \$1,613
48x84x69	RPMCMB.K.4884	\$9,980	\$10,257	\$12,419	+ \$2,053
48x96x69	RPMCMB.K.4896	\$10,163	\$10,470	\$12,667	+ \$2,148
60x72x76	RPMCMB.K.6072	\$11,040	\$11,273	\$13,433	+ \$2,649
60x84x76	RPMCMB.K.6084	\$11,445	\$11,815	\$14,060	+ \$3,411
60x96x76	RPMCMB.K.6096	\$11,715	\$12,108	\$14,616	+ \$3,526

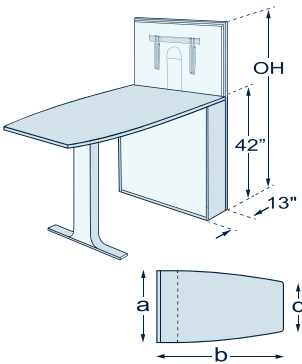


	A EDGE BAND & T-EDGE	B EDGE BAND & T-EDGE	C URETHANE EDGE	D WITH POWER/DATA TROUGH	
SIZE A X B X C X OH	BASIC MODEL	A	B	C	D
48x60x36x69	RPMCMB.BL.486036	\$9,412	\$9,574	\$11,486	+ \$1,559
48x72x36x69	RPMCMB.BL.487236	\$9,622	\$9,689	\$11,810	+ \$1,613
48x84x36x69	RPMCMB.BL.488436	\$9,980	\$10,198	\$12,495	+ \$2,053
48x96x36x69	RPMCMB.BL.489636	\$10,166	\$10,615	\$12,756	+ \$2,148
60x72x42x76	RPMCMB.BL.607242	\$11,040	\$11,273	\$13,433	+ \$2,649
60x84x42x76	RPMCMB.BL.608442	\$11,445	\$11,741	\$14,167	+ \$3,411
60x96x42x76	RPMCMB.BL.609642	\$11,715	\$12,098	\$14,616	+ \$3,526

Bullet



Boat



SIZE A X B X C X OH	BASIC MODEL	A	B	C	D
48x60x36x69	RPMCMB.B.486036	\$9,527	\$9,719	\$11,601	+ \$1,559
48x72x36x69	RPMCMB.B.487236	\$9,726	\$9,946	\$11,914	+ \$1,613
48x84x36x69	RPMCMB.B.488436	\$9,831	\$10,049	\$12,346	+ \$2,053
48x96x36x69	RPMCMB.B.489636	\$9,957	\$10,290	\$12,547	+ \$2,148
60x72x42x76	RPMCMB.B.607242	\$11,019	\$11,252	\$13,412	+ \$2,649
60x84x42x76	RPMCMB.B.608442	\$11,147	\$11,443	\$13,869	+ \$3,411
60x96x42x76	RPMCMB.B.609642	\$11,295	\$11,746	\$14,196	+ \$3,526



Model Number

Basic Model + Edge* (ex: RPMCXB.K.6072.MT1)

*[Click here](#) to review all current SurfaceWorks edge options

Finish Selection

[Click here](#) to review all current SurfaceWorks finishes

Top Surface Finish

- Group 1 Laminate..... std
- Group 2 Laminate..... std
- Other Laminate/Material..... quote required

Top Edge Finish

- Standard Edge Color..... std
- Non-Standard Edge Color..... quote required

Primary Color

(Cabinet Sides & Back)

- [Rapport Casegoods Color Palette](#)..... std
- Other Laminate..... quote required

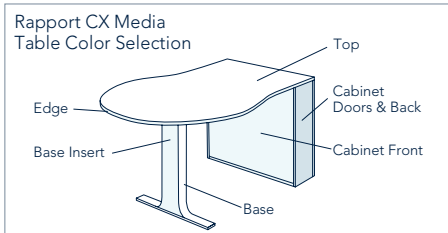
Accent Color

(Base Insert, Cabinet Front)

- [Rapport Casegoods Color Palette](#)..... std
- Other Laminate..... quote required

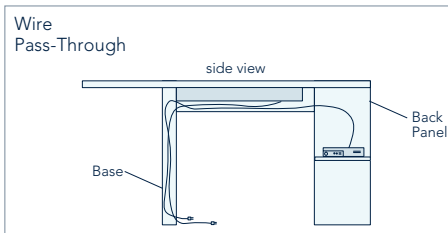
Base Finish

- P431 Metallic Silver..... std



Wire Management/Pass-Through

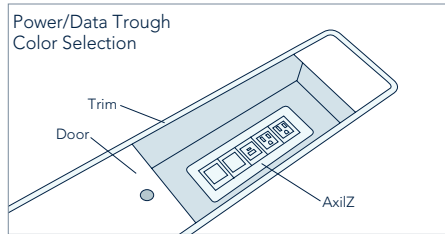
Wire pass-through channel is provided via the base as shown:



Rapport Power/Data Trough Option

Units equipped with optional Power/Data Trough include AxilZ power/data module(s) configured as per chart below. Upcharges listed on pricing pages. For other configurations, please request a quote.

Power/Data Trough AxilZ Configurations				
Cabinet/Panel Width:	48"		60"	
Top Length:	60 - 72"	84 - 96"	60 - 72"	84 - 96"
Power:	1	3	4	6
USB A+C:	2	2	2	4
Open Data:	1	3	4	6



Power Data Trough Finishes:

- Trim:**
- P431 Metallic Silver..... std
 - Other Finish..... quote required

- Door:**
- L006 Brownstone..... std
 - L008 Graphite..... std
 - L064 Khaki Brown..... std
 - L151 Classic Mahogany..... std
 - L152 Rainier Cherry..... std
 - L219 Clear Maple..... std
 - L300 Black..... std
 - L348 Designer White..... std
 - L359 Stone Cliff..... std
 - Other Laminate..... quote required

- AxilZ Power/Data Unit:**
- 499K Silver-Black Trim/Alum Accent..... std
 - Other Finish..... quote required

Other Power/Data

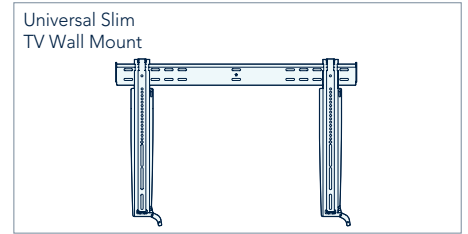
Please visit the Accessories section for all available power/data solutions.

Universal Slim TV Wall Mount*

Slim-profile TV mount is available in size large for screen sizes 42" to 86", and medium for screen sizes 32" to 65".

*TV Wall Mount is an accessory to be ordered separately.

- AXE.STU.M Slim TV Wall Mount, Medium..... \$693
- AXE.STU.L Slim TV Wall Mount, Large..... \$809



RAPPORT CX MEDIA TABLE

PRICING

Seated Height - 29"

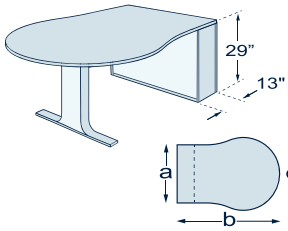
ORIGINAL LINES PRICING GUIDE

MAY 2024 V1.0



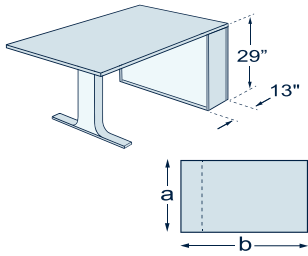
A EDGE BAND & T-EDGE	B EDGE BAND & T-EDGE	C URETHANE EDGE	D WITH POWER/DATA TROUGH
 AB EB EBR	 EB9 T8	 MT1 MT6	

Idea Shape



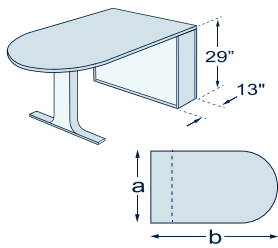
SIZE A X B X C	BASIC MODEL	A	B	C	D
48x72x60	RPMCX.LB.487260	\$8,889	\$9,122	\$11,282	+ \$1,613
48x84x60	RPMCX.LB.488460	\$9,310	\$9,606	\$12,032	+ \$2,053
48x96x60	RPMCX.LB.489660	\$9,596	\$10,302	\$12,497	+ \$2,148

Rectangle



SIZE A X B	BASIC MODEL	A	B	C	D
48x72	RPMCX.R.4872	\$7,507	\$7,674	n/a	+ \$1,613
48x96	RPMCX.R.4896	\$7,966	\$8,182	\$10,557	+ \$2,148

Racetrack



SIZE A X B	BASIC MODEL	A	B	C	D
48x60	RPMCX.K.4860	\$7,524	\$7,697	\$9,549	+ \$1,559
48x72	RPMCX.K.4872	\$7,749	\$7,851	\$9,878	+ \$1,613
48x84	RPMCX.K.4884	\$8,124	\$8,401	\$10,563	+ \$2,053
48x96	RPMCX.K.4896	\$8,319	\$8,626	\$10,823	+ \$2,148
60x72	RPMCX.K.6072	\$8,603	\$8,836	\$10,996	+ \$2,649
60x84	RPMCX.K.6084	\$9,029	\$9,399	\$11,644	+ \$3,411
60x96	RPMCX.K.6096	\$9,310	\$9,703	\$12,211	+ \$3,526

RAPPORT CX MEDIA TABLE

PRICING

Seated Height - 29"

ORIGINAL LINES PRICING GUIDE

MAY 2024 V1.0



A EDGE BAND & T-EDGE	B EDGE BAND & T-EDGE	C URETHANE EDGE	D WITH POWER/DATA TROUGH
 AB EB EBR	 EB9 T8	 MT1 MT6	

Bullet

SIZE A X B X C	BASIC MODEL	A	B	C	D
48x60x36	RPMCX.BL.486036	\$7,524	\$7,686	\$9,598	+ \$1,559
48x72x36	RPMCX.BL.487236	\$7,749	\$7,816	\$9,937	+ \$1,613
48x84x36	RPMCX.BL.488436	\$8,124	\$8,342	\$10,639	+ \$2,053
48x96x36	RPMCX.BL.489636	\$8,320	\$8,769	\$10,910	+ \$2,148
60x72x42	RPMCX.BL.607242	\$8,603	\$8,836	\$10,996	+ \$2,649
60x84x42	RPMCX.BL.608442	\$9,029	\$9,325	\$11,751	+ \$3,411
60x96x42	RPMCX.BL.609642	\$9,310	\$9,693	\$12,211	+ \$3,526

Boat

SIZE A X B X C	BASIC MODEL	A	B	C	D
48x60x36	RPMCX.B.486036	\$7,643	\$7,835	\$9,717	+ \$1,559
48x72x36	RPMCX.B.487236	\$7,854	\$8,074	\$10,042	+ \$1,613
48x84x36	RPMCX.B.488436	\$7,971	\$8,189	\$10,486	+ \$2,053
48x96x36	RPMCX.B.489636	\$8,103	\$8,436	\$10,693	+ \$2,148
60x72x42	RPMCX.B.607242	\$8,582	\$8,815	\$10,975	+ \$2,649
60x84x42	RPMCX.B.608442	\$8,721	\$9,017	\$11,443	+ \$3,411
60x96x42	RPMCX.B.609642	\$8,878	\$9,329	\$11,779	+ \$3,526

RAPPORT CX MEDIA TABLE

PRICING

Standing Height - 42"

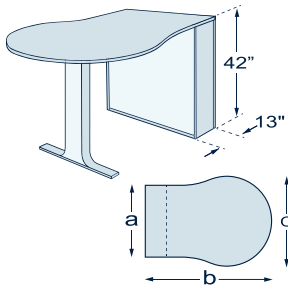
ORIGINAL LINES PRICING GUIDE

MAY 2024 V1.0

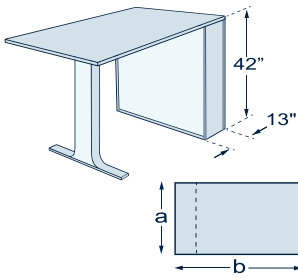


	A EDGE BAND & T-EDGE	B EDGE BAND & T-EDGE	C URETHANE EDGE	D WITH POWER/DATA TROUGH		
Idea Shape	SIZE A X B X C	BASIC MODEL	A	B	C	D
	48x72x60	RPMCXB.LB.487260	\$9,009	\$9,242	\$11,402	+ \$1,613
	48x84x60	RPMCXB.LB.488460	\$9,419	\$9,715	\$12,141	+ \$2,053
	48x96x60	RPMCXB.LB.489660	\$9,691	\$10,397	\$12,592	+ \$2,148

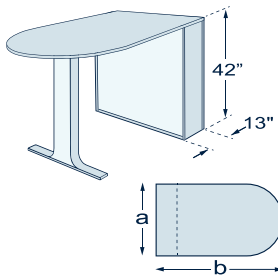
Idea Shape



Rectangle



Racetrack



	SIZE A X B	BASIC MODEL	A	B	C	D
	48x60	RPMCXB.K.4860	\$7,692	\$7,865	\$9,717	+ \$1,559
	48x72	RPMCXB.K.4872	\$7,907	\$8,009	\$10,036	+ \$1,613
	48x84	RPMCXB.K.4884	\$8,273	\$8,550	\$10,712	+ \$2,053
	48x96	RPMCXB.K.4896	\$8,459	\$8,766	\$10,963	+ \$2,148
	60x72	RPMCXB.K.6072	\$8,829	\$9,062	\$11,222	+ \$2,649
	60x84	RPMCXB.K.6084	\$9,239	\$9,609	\$11,854	+ \$3,411
	60x96	RPMCXB.K.6096	\$9,512	\$9,905	\$12,413	+ \$3,526

RAPPORT CX MEDIA TABLE

PRICING

Standing Height - 42"

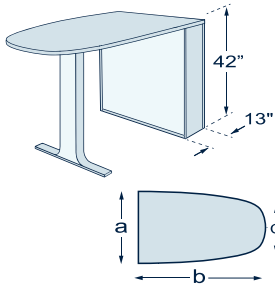
ORIGINAL LINES PRICING GUIDE

MAY 2024 V1.0



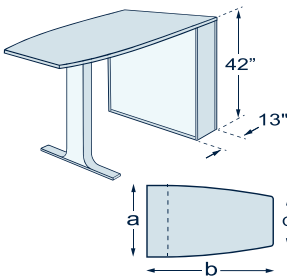
A EDGE BAND & T-EDGE	B EDGE BAND & T-EDGE	C URETHANE EDGE	D WITH POWER/DATA TROUGH

Bullet



SIZE A X B X C	BASIC MODEL	A	B	C	D
48x60x36	RPMCXB.BL.486036	\$7,692	\$7,854	\$9,766	+ \$1,559
48x72x36	RPMCXB.BL.487236	\$7,907	\$7,974	\$10,095	+ \$1,613
48x84x36	RPMCXB.BL.488436	\$8,273	\$8,491	\$10,788	+ \$2,053
48x96x36	RPMCXB.BL.489636	\$8,461	\$8,910	\$11,051	+ \$2,148
60x72x42	RPMCXB.BL.607242	\$8,829	\$9,062	\$11,222	+ \$2,649
60x84x42	RPMCXB.BL.608442	\$9,239	\$9,535	\$11,961	+ \$3,411
60x96x42	RPMCXB.BL.609642	\$9,512	\$9,895	\$12,413	+ \$3,526

Boat



SIZE A X B X C	BASIC MODEL	A	B	C	D
48x60x36	RPMCXB.B.486036	\$7,806	\$7,998	\$9,880	+ \$1,559
48x72x36	RPMCXB.B.487236	\$8,012	\$8,232	\$10,200	+ \$1,613
48x84x36	RPMCXB.B.488436	\$8,125	\$8,343	\$10,640	+ \$2,053
48x96x36	RPMCXB.B.489636	\$8,253	\$8,586	\$10,843	+ \$2,148
60x72x42	RPMCXB.B.607242	\$8,808	\$9,041	\$11,201	+ \$2,649
60x84x42	RPMCXB.B.608442	\$8,942	\$9,238	\$11,664	+ \$3,411
60x96x42	RPMCXB.B.609642	\$9,094	\$9,545	\$11,995	+ \$3,526



Model Number

Basic Model + Edge* (ex: RPMPM.B.487236.EB)

*[Click here](#) to review all current SurfaceWorks edge options

Finish Selection

[Click here](#) to review all current SurfaceWorks finishes

Top Surface Finish

- Group 1 Laminate..... std
- Group 2 Laminate..... std
- Other Laminate/Material..... quote required

Top Edge Finish

- Standard Edge Color..... std
- Non-Standard Edge Color..... quote required

Primary Color

(Back Panel)

- [Rapport Casegoods Color Palette](#)..... std
- Other Laminate..... quote required

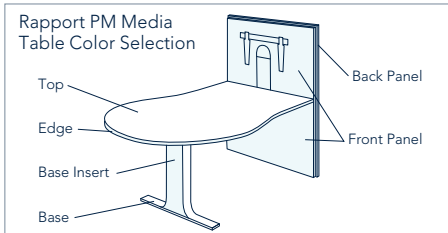
Accent Color

(Base Insert, Front Panel)

- [Rapport Casegoods Color Palette](#)..... std
- Other Laminate..... quote required

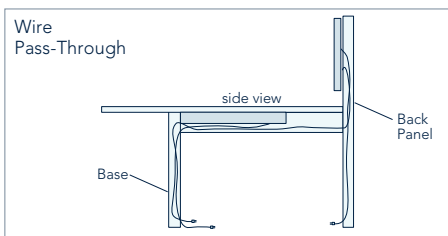
Base Finish

- P431 Metallic Silver..... std



Wire Management/Pass-Through

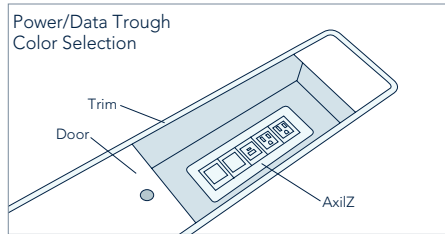
Wire pass-through channels are provided via the base and panel as shown:



Rapport Power/Data Trough Option

Units equipped with optional Power/Data Trough include AxilZ power/data module(s) configured as per chart below. Upcharges listed on pricing pages. For other configurations, please request a quote.

Power/Data Trough AxilZ Configurations				
Cabinet/Panel Width:	48"		60"	
	60 - 72"	84 - 96"	60 - 72"	84 - 96"
Power:	1	3	4	6
USB A+C:	2	2	2	4
Open Data:	1	3	4	6



Power Data Trough Finishes:

Trim:

- P431 Metallic Silver..... std
- Other Finish..... quote required

Door:

- L006 Brownstone..... std
- L008 Graphite..... std
- L064 Khaki Brown..... std
- L151 Classic Mahogany..... std
- L152 Rainier Cherry..... std
- L219 Clear Maple..... std
- L300 Black..... std
- L348 Designer White..... std
- L359 Stone Cliff..... std
- Other Laminate..... quote required

AxilZ Power/Data Unit:

- 499K Silver-Black Trim/Alum Accent..... std
- Other Finish..... quote required

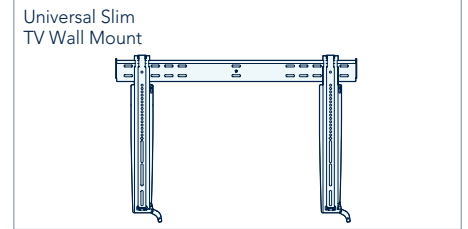
Other Power/Data

Please visit the Accessories section for all available power/data solutions.

Universal Slim TV Mount

Included with Rapport CM and PM Media Tables, the medium slim-profile TV mount accommodates screen sizes 32" to 65".

Slim TV Wall Mount, Medium.....included



RAPPORT PM MEDIA TABLE

PRICING

Seated Height - 29"

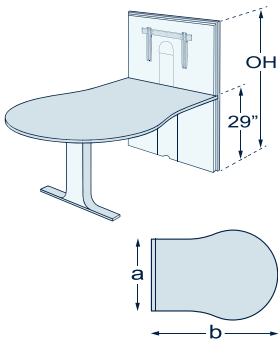
ORIGINAL LINES PRICING GUIDE

MAY 2024 V1.0



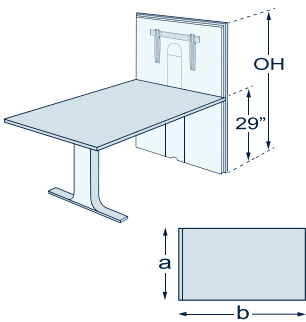
A EDGE BAND & T-EDGE	B EDGE BAND & T-EDGE	C URETHANE EDGE	D WITH POWER/DATA TROUGH
 AB EB EBR	 EB9 T8	 MT1 MT6	

Idea Shape



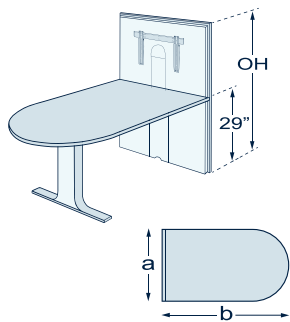
SIZE A X B X C X OH	BASIC MODEL	A	B	C	D
48x72x60x56	RPMPM.LB.487260	\$8,356	\$8,589	\$10,749	+ \$1,613
48x84x60x56	RPMPM.LB.488460	\$8,784	\$9,080	\$11,506	+ \$2,053
48x96x60x56	RPMPM.LB.489660	\$9,059	\$9,765	\$11,960	+ \$2,148

Rectangle



SIZE A X B X OH	BASIC MODEL	A	B	C	D
48x72x56	RPMPM.R.4872	\$6,974	\$7,141	n/a	+ \$1,613
48x96x56	RPMPM.R.4896	\$7,434	\$7,650	\$10,025	+ \$2,148

Racetrack



SIZE A X B X C X OH	BASIC MODEL	A	B	C	D
48x60x56	RPMPM.K.4860	\$7,014	\$7,187	\$9,039	+ \$1,559
48x72x56	RPMPM.K.4872	\$7,215	\$7,317	\$9,344	+ \$1,613
48x84x56	RPMPM.K.4884	\$7,598	\$7,875	\$10,037	+ \$2,053
48x96x56	RPMPM.K.4896	\$7,784	\$8,091	\$10,288	+ \$2,148
60x72x63	RPMPM.K.6072	\$8,354	\$8,587	\$10,747	+ \$2,649
60x84x63	RPMPM.K.6084	\$8,785	\$9,155	\$11,400	+ \$3,411
60x96x63	RPMPM.K.6096	\$9,060	\$9,453	\$11,961	+ \$3,526

RAPPORT PM MEDIA TABLE

PRICING

Seated Height - 29"

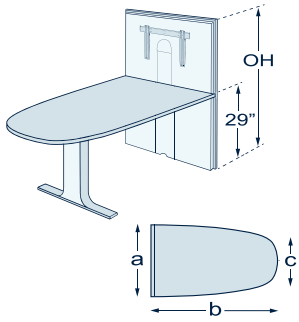
ORIGINAL LINES PRICING GUIDE

MAY 2024 V1.0



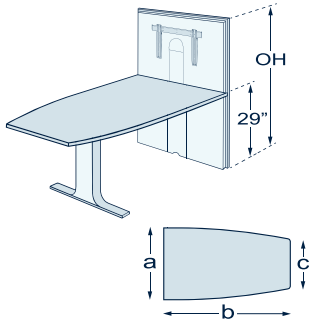
A EDGE BAND & T-EDGE	B EDGE BAND & T-EDGE	C URETHANE EDGE	D WITH POWER/DATA TROUGH
 AB EB EBR	 EB9 T8	 MT1 MT6	

Bullet



SIZE A X B X C X OH	BASIC MODEL	A	B	C	D
48x60x36x56	RPMPM.BL.486036	\$7,014	\$7,176	\$9,088	+ \$1,559
48x72x36x56	RPMPM.BL.487236	\$7,215	\$7,282	\$9,403	+ \$1,613
48x84x36x56	RPMPM.BL.488436	\$7,598	\$7,816	\$10,113	+ \$2,053
48x96x36x56	RPMPM.BL.489636	\$7,787	\$8,236	\$10,377	+ \$2,148
60x72x42x63	RPMPM.BL.607242	\$8,354	\$8,587	\$10,747	+ \$2,649
60x84x42x63	RPMPM.BL.608442	\$8,785	\$9,081	\$11,507	+ \$3,411
60x96x42x63	RPMPM.BL.609642	\$9,060	\$9,443	\$11,961	+ \$3,526

Boat



SIZE A X B X C X OH	BASIC MODEL	A	B	C	D
48x60x36x56	RPMPM.B.486036	\$7,134	\$7,326	\$9,208	+ \$1,559
48x72x36x56	RPMPM.B.487236	\$7,321	\$7,541	\$9,509	+ \$1,613
48x84x36x56	RPMPM.B.488436	\$7,446	\$7,664	\$9,961	+ \$2,053
48x96x36x56	RPMPM.B.489636	\$7,571	\$7,904	\$10,161	+ \$2,148
60x72x42x63	RPMPM.B.607242	\$8,332	\$8,565	\$10,725	+ \$2,649
60x84x42x63	RPMPM.B.608442	\$8,477	\$8,773	\$11,199	+ \$3,411
60x96x42x63	RPMPM.B.609642	\$8,626	\$9,077	\$11,527	+ \$3,526

RAPPORT PM MEDIA TABLE

PRICING

Standing Height - 42"

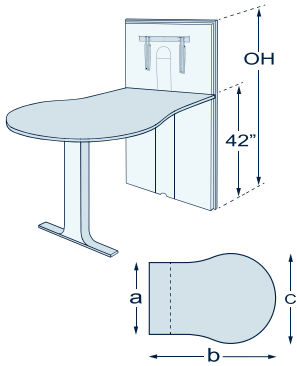
ORIGINAL LINES PRICING GUIDE

MAY 2024 V1.0

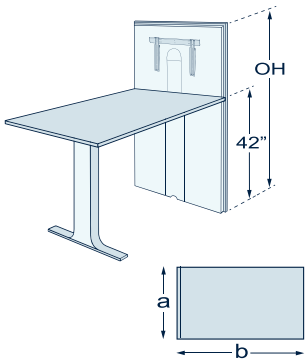


	A EDGE BAND & T-EDGE	B EDGE BAND & T-EDGE	C URETHANE EDGE	D WITH POWER/DATA TROUGH	
	 AB EB EBR	 EB9 T8	 MT1 MT6		
SIZE A X B X C X OH	BASIC MODEL	A	B	C	D
48x72x60x69	RPMPMB.LB.487260	\$8,402	\$8,635	\$10,795	+ \$1,613
48x84x60x69	RPMPMB.LB.488460	\$8,817	\$9,113	\$11,539	+ \$2,053
48x96x60x69	RPMPMB.LB.489660	\$9,086	\$9,792	\$11,987	+ \$2,148

Idea Shape

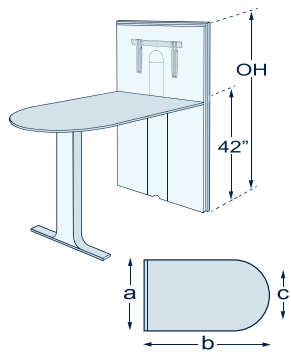


Rectangle



SIZE A X B X OH	BASIC MODEL	A	B	C	D
48x72x69	RPMPMB.R.4872	\$7,069	\$7,236	n/a	+ \$1,613
48x96x69	RPMPMB.R.4896	\$7,515	\$7,731	\$10,106	+ \$2,148

Racetrack

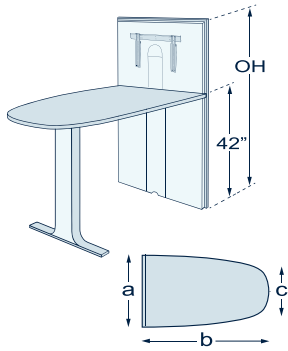


SIZE A X B X OH	BASIC MODEL	A	B	C	D
48x60x69	RPMPMB.K.4860	\$7,108	\$7,281	\$9,133	+ \$1,559
48x72x69	RPMPMB.K.4872	\$7,302	\$7,404	\$9,431	+ \$1,613
48x84x69	RPMPMB.K.4884	\$7,674	\$7,951	\$10,113	+ \$2,053
48x96x69	RPMPMB.K.4896	\$7,854	\$8,161	\$10,358	+ \$2,148
60x72x76	RPMPMB.K.6072	\$8,496	\$8,729	\$10,889	+ \$2,649
60x84x76	RPMPMB.K.6084	\$8,913	\$9,283	\$11,528	+ \$3,411
60x96x76	RPMPMB.K.6096	\$9,180	\$9,573	\$12,081	+ \$3,526

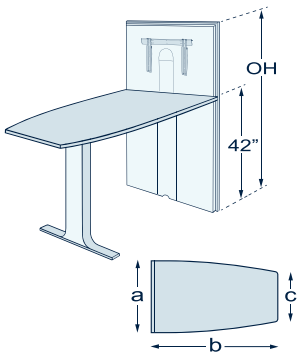


	A EDGE BAND & T-EDGE	B EDGE BAND & T-EDGE	C URETHANE EDGE	D WITH POWER/DATA TROUGH	
SIZE A X B X C X OH	BASIC MODEL	A	B	C	D
48x60x36x69	RPMPMB.BL.486036	\$7,108	\$7,270	\$9,182	+ \$1,559
48x72x36x69	RPMPMB.BL.487236	\$7,302	\$7,369	\$9,490	+ \$1,613
48x84x36x69	RPMPMB.BL.488436	\$7,674	\$7,892	\$10,189	+ \$2,053
48x96x36x69	RPMPMB.BL.489636	\$7,855	\$8,304	\$10,445	+ \$2,148
60x72x42x76	RPMPMB.BL.607242	\$8,496	\$8,729	\$10,889	+ \$2,649
60x84x42x76	RPMPMB.BL.608442	\$8,913	\$9,209	\$11,635	+ \$3,411
60x96x42x76	RPMPMB.BL.609642	\$9,180	\$9,563	\$12,081	+ \$3,526

Bullet



Boat



SIZE A X B X C X OH	BASIC MODEL	A	B	C	D
48x60x36x69	RPMPMB.B.486036	\$7,224	\$7,416	\$9,298	+ \$1,559
48x72x36x69	RPMPMB.B.487236	\$7,406	\$7,626	\$9,594	+ \$1,613
48x84x36x69	RPMPMB.B.488436	\$7,525	\$7,743	\$10,040	+ \$2,053
48x96x36x69	RPMPMB.B.489636	\$7,648	\$7,981	\$10,238	+ \$2,148
60x72x42x76	RPMPMB.B.607242	\$8,475	\$8,708	\$10,868	+ \$2,649
60x84x42x76	RPMPMB.B.608442	\$8,616	\$8,912	\$11,338	+ \$3,411
60x96x42x76	RPMPMB.B.609642	\$8,763	\$9,214	\$11,664	+ \$3,526



Model Number

Basic Model + Edge* (ex: RPMPX.R.4884.EB9)

*[Click here](#) to review all current SurfaceWorks edge options

Finish Selection

[Click here](#) to review all current SurfaceWorks finishes

Top Surface Finish

- Group 1 Laminate..... std
- Group 2 Laminate..... std
- Other Laminate/Material..... quote required

Top Edge Finish

- Standard Edge Color..... std
- Non-Standard Edge Color..... quote required

Primary Color

(Back Panel, Cabinet Sides)

- [Rapport Casegoods Color Palette](#)..... std
- Other Laminate..... quote required

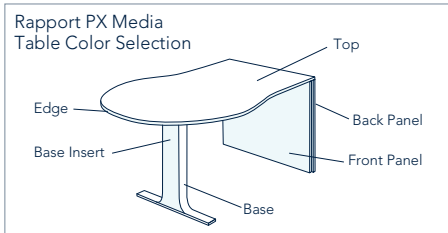
Accent Color

(Base Insert, Cabinet Front, Front Panel)

- [Rapport Casegoods Color Palette](#)..... std
- Other Laminate..... quote required

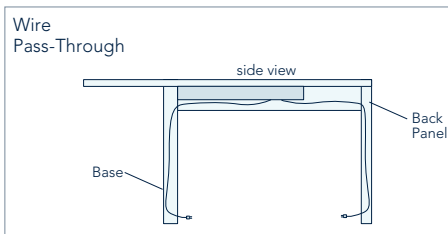
Base Finish

- P431 Metallic Silver..... std



Wire Management/Pass-Through

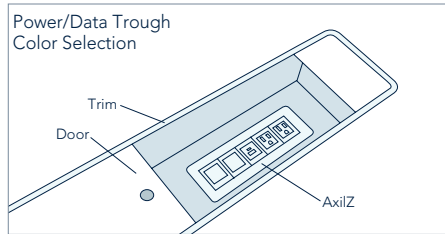
Wire pass-through channels are provided via the base and panel as shown:



Rapport Power/Data Trough Option

Units equipped with optional Power/Data Trough include AxilZ power/data module(s) configured as per chart below. Upcharges listed on pricing pages. For other configurations, please request a quote.

Power/Data Trough AxilZ Configurations				
Cabinet/Panel Width:	48"		60"	
Top Length:	60 - 72"	84 - 96"	60 - 72"	84 - 96"
Power:	1	3	4	6
USB A+C:	2	2	2	4
Open Data:	1	3	4	6



Power Data Trough Finishes:

- Trim:**
- P431 Metallic Silver..... std
 - Other Finish..... quote required

- Door:**
- L006 Brownstone..... std
 - L008 Graphite..... std
 - L064 Khaki Brown..... std
 - L151 Classic Mahogany..... std
 - L152 Rainier Cherry..... std
 - L219 Clear Maple..... std
 - L300 Black..... std
 - L348 Designer White..... std
 - L359 Stone Cliff..... std
 - Other Laminate..... quote required

- AxilZ Power/Data Unit:**
- 499K Silver-Black Trim/Alum Accent..... std
 - Other Finish..... quote required

Other Power/Data

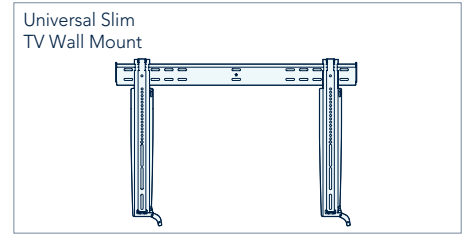
Please visit the Accessories section for all available power/data solutions.

Universal Slim TV Wall Mount*

Slim-profile TV mount is available in size large for screen sizes 42" to 86", and medium for screen sizes 32" to 65".

*TV Wall Mount is an accessory to be ordered separately.

- AXE.STU.M Slim TV Wall Mount, Medium..... \$693
- AXE.STU.L Slim TV Wall Mount, Large..... \$809



PRICING

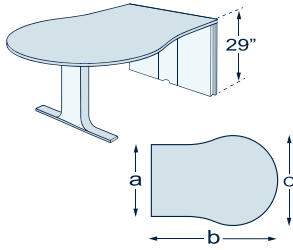
Seated Height - 29"

MAY 2024 V1.0



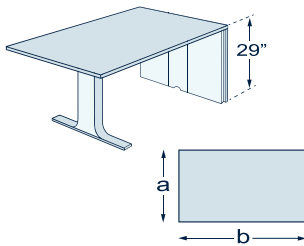
A EDGE BAND & T-EDGE	B EDGE BAND & T-EDGE	C URETHANE EDGE	D WITH POWER/DATA TROUGH
 AB EB EBR	 EB9 T8	 MT1 MT6	

Idea Shape



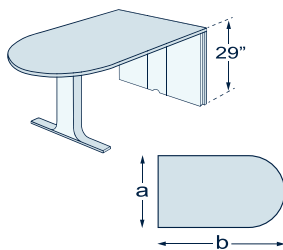
SIZE A X B X C	BASIC MODEL	A	B	C	D
48x72x60	RPMPX.LB.487260	\$6,483	\$6,716	\$8,876	+ \$1,613
48x84x60	RPMPX.LB.488460	\$6,897	\$7,193	\$9,619	+ \$2,053
48x96x60	RPMPX.LB.489660	\$7,172	\$7,878	\$10,073	+ \$2,148

Rectangle



SIZE A X B	BASIC MODEL	A	B	C	D
48x72	RPMPX.R.4872	\$5,102	\$5,269	n/a	+ \$1,613
48x96	RPMPX.R.4896	\$5,545	\$5,761	\$8,136	+ \$2,148

Racetrack



SIZE A X B	BASIC MODEL	A	B	C	D
48x60	RPMPX.K.4860	\$5,128	\$5,301	\$7,153	+ \$1,559
48x72	RPMPX.K.4872	\$5,343	\$5,445	\$7,472	+ \$1,613
48x84	RPMPX.K.4884	\$5,711	\$5,988	\$8,150	+ \$2,053
48x96	RPMPX.K.4896	\$5,895	\$6,202	\$8,399	+ \$2,148
60x72	RPMPX.K.6072	\$6,025	\$6,258	\$8,418	+ \$2,649
60x84	RPMPX.K.6084	\$6,442	\$6,812	\$9,057	+ \$3,411
60x96	RPMPX.K.6096	\$6,715	\$7,108	\$9,616	+ \$3,526

RAPPORT PX MEDIA TABLE

PRICING

Seated Height - 29"

ORIGINAL LINES PRICING GUIDE

MAY 2024 V1.0



A EDGE BAND & T-EDGE	B EDGE BAND & T-EDGE	C URETHANE EDGE	D WITH POWER/DATA TROUGH

Bullet

SIZE A X B X C	BASIC MODEL	A	B	C	D
48x60x36	RPMPX.BL.486036	\$5,128	\$5,290	\$7,202	+ \$1,559
48x72x36	RPMPX.BL.487236	\$5,343	\$5,410	\$7,531	+ \$1,613
48x84x36	RPMPX.BL.488436	\$5,711	\$5,929	\$8,226	+ \$2,053
48x96x36	RPMPX.BL.489636	\$5,898	\$6,347	\$8,488	+ \$2,148
60x72x42	RPMPX.BL.607242	\$6,025	\$6,258	\$8,418	+ \$2,649
60x84x42	RPMPX.BL.608442	\$6,442	\$6,738	\$9,164	+ \$3,411
60x96x42	RPMPX.BL.609642	\$6,715	\$7,098	\$9,616	+ \$3,526

Boat

SIZE A X B X C	BASIC MODEL	A	B	C	D
48x60x36	RPMPX.B.486036	\$5,247	\$5,439	\$7,321	+ \$1,559
48x72x36	RPMPX.B.487236	\$5,449	\$5,669	\$7,637	+ \$1,613
48x84x36	RPMPX.B.488436	\$5,558	\$5,776	\$8,073	+ \$2,053
48x96x36	RPMPX.B.489636	\$5,683	\$6,016	\$8,273	+ \$2,148
60x72x42	RPMPX.B.607242	\$6,005	\$6,238	\$8,398	+ \$2,649
60x84x42	RPMPX.B.608442	\$6,134	\$6,430	\$8,856	+ \$3,411
60x96x42	RPMPX.B.609642	\$6,285	\$6,736	\$9,186	+ \$3,526

RAPPORT PX MEDIA TABLE

PRICING

Standing Height - 42"

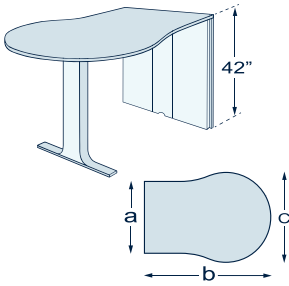
ORIGINAL LINES PRICING GUIDE

MAY 2024 V1.0

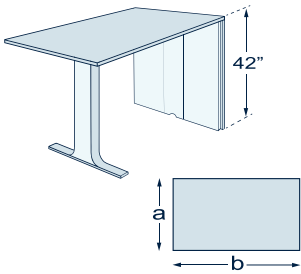


	A EDGE BAND & T-EDGE	B EDGE BAND & T-EDGE	C URETHANE EDGE	D WITH POWER/DATA TROUGH		
Idea Shape	SIZE A X B X C	BASIC MODEL	A	B	C	D
	48x72x60	RPMPXB.LB.487260	\$6,563	\$6,796	\$8,956	+ \$1,613
	48x84x60	RPMPXB.LB.488460	\$6,964	\$7,260	\$9,686	+ \$2,053
	48x96x60	RPMPXB.LB.489660	\$7,231	\$7,937	\$10,132	+ \$2,148

Idea Shape

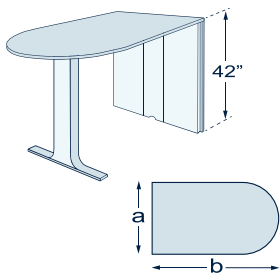


Rectangle



	SIZE A X B	BASIC MODEL	A	B	C	D
	48x72	RPMPXB.R.4872	\$5,230	\$5,397	n/a	+ \$1,613
	48x96	RPMPXB.R.4896	\$5,660	\$5,876	\$8,251	+ \$2,148

Racetrack



	SIZE A X B	BASIC MODEL	A	B	C	D
	48x60	RPMPXB.K.4860	\$5,252	\$5,425	\$7,277	+ \$1,559
	48x72	RPMPXB.K.4872	\$5,462	\$5,564	\$7,591	+ \$1,613
	48x84	RPMPXB.K.4884	\$5,820	\$6,097	\$8,259	+ \$2,053
	48x96	RPMPXB.K.4896	\$5,999	\$6,306	\$8,503	+ \$2,148
	60x72	RPMPXB.K.6072	\$6,213	\$6,446	\$8,606	+ \$2,649
	60x84	RPMPXB.K.6084	\$6,615	\$6,985	\$9,230	+ \$3,411
	60x96	RPMPXB.K.6096	\$6,882	\$7,275	\$9,783	+ \$3,526

RAPPORT PX MEDIA TABLE

PRICING

Standing Height - 42"

ORIGINAL LINES PRICING GUIDE

MAY 2024 V1.0



A EDGE BAND & T-EDGE	B EDGE BAND & T-EDGE	C URETHANE EDGE	D WITH POWER/DATA TROUGH

Bullet

SIZE A X B X C	BASIC MODEL	A	B	C	D
48x60x36	RPMPXB.BL.486036	\$5,252	\$5,414	\$7,326	+ \$1,559
48x72x36	RPMPXB.BL.487236	\$5,462	\$5,529	\$7,650	+ \$1,613
48x84x36	RPMPXB.BL.488436	\$5,820	\$6,038	\$8,335	+ \$2,053
48x96x36	RPMPXB.BL.489636	\$6,000	\$6,449	\$8,590	+ \$2,148
60x72x42	RPMPXB.BL.607242	\$6,213	\$6,446	\$8,606	+ \$2,649
60x84x42	RPMPXB.BL.608442	\$6,615	\$6,911	\$9,337	+ \$3,411
60x96x42	RPMPXB.BL.609642	\$6,882	\$7,265	\$9,783	+ \$3,526

Boat

SIZE A X B X C	BASIC MODEL	A	B	C	D
48x60x36	RPMPXB.B.486036	\$5,367	\$5,559	\$7,441	+ \$1,559
48x72x36	RPMPXB.B.487236	\$5,566	\$5,786	\$7,754	+ \$1,613
48x84x36	RPMPXB.B.488436	\$5,672	\$5,890	\$8,187	+ \$2,053
48x96x36	RPMPXB.B.489636	\$5,793	\$6,126	\$8,383	+ \$2,148
60x72x42	RPMPXB.B.607242	\$6,191	\$6,424	\$8,584	+ \$2,649
60x84x42	RPMPXB.B.608442	\$6,319	\$6,615	\$9,041	+ \$3,411
60x96x42	RPMPXB.B.609642	\$6,464	\$6,915	\$9,365	+ \$3,526



Model Number

Basic Model + Edge* (ex: TT2A.R.3072.MT1F)

*[Click here](#) to review all current SurfaceWorks edge options

Finish Selection

[Click here](#) to review all current SurfaceWorks finishes

Top Surface Finish

- Group 1 Laminate..... std
- Group 2 Laminate..... std
- Other Laminate/Material..... quote required

Top Edge Finish

- Standard Edge Color..... std
- Non-Standard Edge Color..... quote required

Leg Finish

- P300 Black..... std
- P348 Designer White..... std
- P354 HM Medium Tone..... std
- P378 Sand..... std
- P387 HM Innertone Light..... std
- P406 Black Wrinkle..... std
- P431 Metallic Silver..... std
- P466 Champagne Metallic..... std
- Other Leg Finish..... quote required

Leg Foot Option

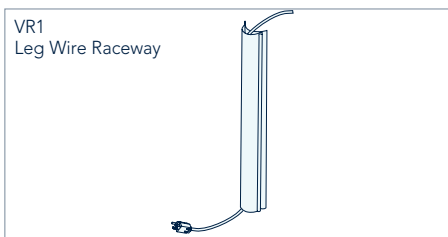
- G Adjustable Glides..... std
- C Casters..... + \$127

Featured Wire Management: VR1*

The VR1 Vertical Leg Wire Raceway is an extruded curved channel which allows for easy manipulation of wiring on curved legs. It features a hinge for easy access and mounts to the leg with double-sided foam tape.

*VR1 is an accessory to be ordered as a separate line item.

- AXW.VR1.22.300 VR1, 22", 300 Black..... \$85
- AXW.VR1.22.499 VR1, 22", 004 Folkstone..... \$85



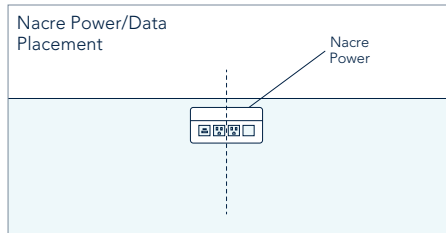
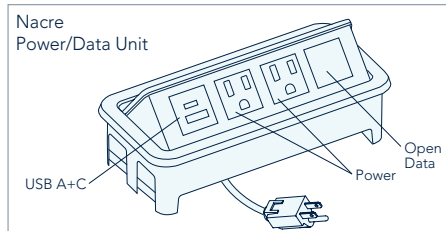
Other Wire Management

Please visit the Accessories section for additional Wire Management solutions.

Featured Power/Data Option: Nacre

Featured (default) power/data option includes one 3.5" x 7.25" Nacre pop-up unit with two power, one USB A+C, and one open data. Nacre is equipped with a 10' cord with a straight plug. Available colors include 004 Folkstone, 300 Black, and 699 White. Standard placement is centered along the back edge.

TP1 Nacre, One Unit Per Table + \$613



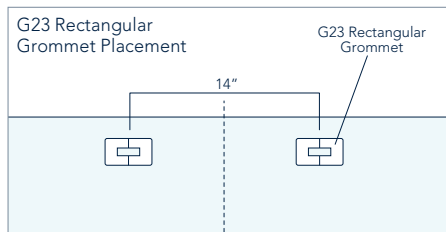
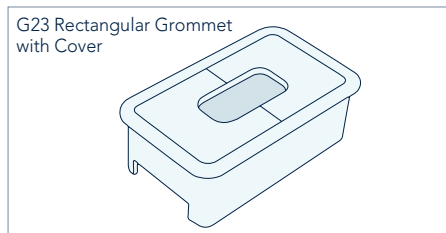
Other Power/Data

Please visit the Accessories Section for additional power/data solutions. Indicate power/data type, quantity per table, and placement.

Featured Grommet Option: G23

Featured (default) Grommet option includes two 2" x 3.5" G23 Rectangular Grommets with cover, placed 14" apart on center along the back edge of the Table Top. Available in 300 Black only.

TG2 Two G23 Rectangular Grommets + \$68



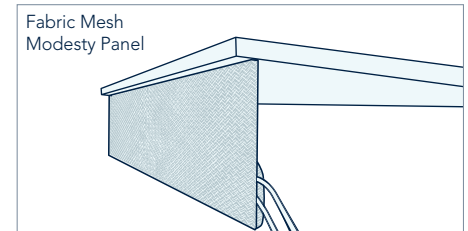
Other Grommets

Please visit the Accessories Section for additional Grommets.

Featured Modesty Panel Option: Fabric Mesh

The 8" deep Fabric Mesh Modesty Panel consists of fabric stretched over a lightweight frame with an easy-access wire-management pocket. Available as the default Modesty Panel option with rectangle Training Tables in 300 Black and 499 Silver, and lengths ranging from 42" to 96". Not available with Folding Training Tables or Medley Training Tables.

- M42 42" Fabric Mesh Modesty Panel..... + \$299
- M48 48" Fabric Mesh Modesty Panel..... + \$311
- M60 60" Fabric Mesh Modesty Panel..... + \$333
- M72 72" Fabric Mesh Modesty Panel..... + \$354
- M84 84" Fabric Mesh Modesty Panel..... + \$369
- M96 96" Fabric Mesh Modesty Panel..... + \$388



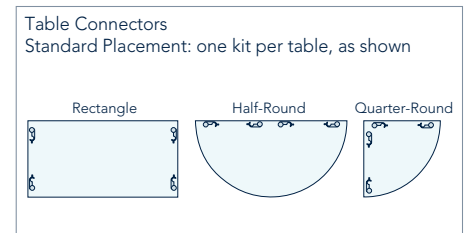
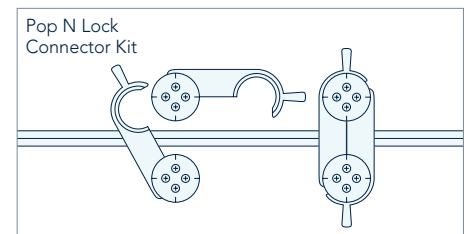
Other Modesty Panels

Please visit the Accessories Section for additional Modesty Panels.

Featured Connector Option: Pop N Lock

Featured (default) table connector option is Pop N Lock, installed, one kit per table, with standard placement as shown below. Table Connectors are not recommended for use with height-adjustable Training Tables.

TC1 Pop N Lock Connector Kit..... + \$146



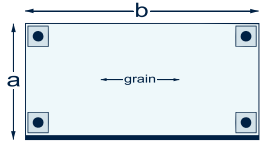
Other Table Connectors

Please visit the Accessories Section for additional Table Connectors.



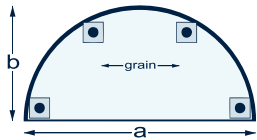
A EDGE BAND & T-EDGE	B EDGE BAND & T-EDGE	C EDGE BAND	D URETHANE EDGE	E URETHANE EDGE	F WOOD EDGE	G WOOD EDGE

Rectangle



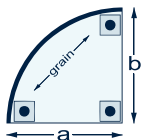
SIZE A X B	BASIC MODEL	A	B	C	D	E	F	G
24x42	TT2A.R.2442	\$715	\$779	\$944	\$1,060	n/a	\$944	\$1,074
24x48	TT2A.R.2448	\$725	\$793	\$959	\$1,100	\$1,100	\$959	\$1,094
24x60	TT2A.R.2460	\$841	\$920	\$1,122	\$1,268	\$1,268	\$1,122	\$1,227
24x72	TT2A.R.2472	\$905	\$1,011	\$1,233	\$1,417	\$1,417	\$1,233	\$1,331
30x42	TT2A.R.3042	\$752	\$823	\$980	\$1,123	n/a	\$980	\$1,125
30x48	TT2A.R.3048	\$780	\$863	\$1,035	\$1,188	\$1,188	\$1,035	\$1,149
30x60	TT2A.R.3060	\$909	\$1,034	\$1,209	\$1,413	\$1,413	\$1,209	\$1,311
30x72	TT2A.R.3072	\$978	\$1,119	\$1,321	\$1,545	\$1,545	\$1,321	\$1,437
36x42	TT2A.R.3642	\$818	\$896	\$1,040	\$1,217	n/a	\$1,040	\$1,218
36x48	TT2A.R.3648	\$847	\$934	\$1,091	\$1,280	n/a	\$1,091	\$1,256
36x60	TT2A.R.3660	\$1,054	\$1,164	\$1,320	\$1,545	n/a	\$1,320	\$1,482
36x72	TT2A.R.3672	\$1,142	\$1,271	\$1,459	\$1,680	n/a	\$1,459	\$1,684

Half-Round



SIZE A X B	BASIC MODEL	A	B	C	D	E	F	G
48x24	TT2A.H.4824	\$827	\$922	\$1,180	\$1,313	n/a	\$1,180	\$1,286
60x30	TT2A.H.6030	\$961	\$1,091	\$1,374	\$1,530	n/a	\$1,374	\$1,513

Quarter-Round



SIZE A X B	BASIC MODEL	A	B	C	D	E	F	G
24x24	TT2A.QR.2424	\$637	\$691	\$848	\$981	n/a	\$848	\$992
30x30	TT2A.QR.3030	\$699	\$767	\$964	\$1,117	n/a	\$964	\$1,101

ASHBY TRAINING TABLE

PRICING

Fixed

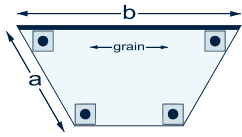
ORIGINAL LINES PRICING GUIDE

MAY 2024 V1.0



A EDGE BAND & T-EDGE	B EDGE BAND & T-EDGE	C EDGE BAND	D URETHANE EDGE	E URETHANE EDGE	F WOOD EDGE	G WOOD EDGE
AB			MA7F			
EB	EB9		MT1F			
EBR	T10		MT6F	MT6Y		WA2
T4	T8F	PK4F	MT9F	MT9Y	W2E	WB1

Trapezoid



SIZE A X B	BASIC MODEL	A	B	C	D	E	F	G
24x48	TT2A.T.2448	\$761	\$842	\$1,019	\$1,001	n/a	\$1,019	\$1,109
24x60	TT2A.T.2460	\$805	\$904	\$1,120	\$1,067	n/a	\$1,120	\$1,224
24x72	TT2A.T.2472	\$920	\$1,036	\$1,284	\$1,204	n/a	\$1,284	\$1,402
30x48	TT2A.T.3048	\$805	\$892	\$1,096	\$1,053	n/a	\$1,096	\$1,197
30x60	TT2A.T.3060	\$879	\$983	\$1,227	\$1,151	n/a	\$1,227	\$1,330
30x72	TT2A.T.3072	\$1,003	\$1,116	\$1,387	\$1,291	n/a	\$1,387	\$1,506



Model Number

Basic Model + Edge* (ex: TTB.F.2472.EB)

*[Click here](#) to review all current SurfaceWorks edge options

Finish Selection

[Click here](#) to review all current SurfaceWorks finishes

Top Surface Finish

- Group 1 Laminate..... std
- Group 2 Laminate..... std
- Other Laminate/Material..... quote required

Top Edge Finish

- Standard Edge Color..... std
- Non-Standard Edge Color..... quote required

Base Finish

- P300 Black..... std
- P348 Designer White..... std
- P354 HM Medium Tone..... std
- P378 Sand..... std
- P387 HM Innertone Light..... std
- P406 Black Wrinkle..... std
- P431 Metallic Silver..... std
- P466 Champagne Metallic..... std
- Other Base Finish..... quote required

Base Foot Option: Fixed & Folding

- G Adjustable Glides..... std
- C Casters..... + \$127

Base Foot Option: Flip-Top

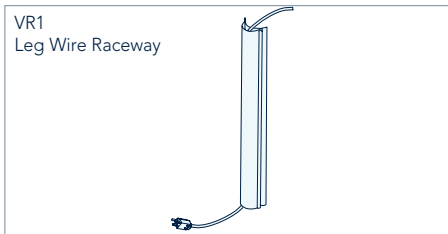
- C Casters..... std
- G Adjustable Glides (optional)..... + \$0

Featured Wire Management: VR1*

The VR1 Vertical Leg Wire Raceway is an extruded curved channel which allows for easy manipulation of wiring on curved legs. It features a hinge for easy access and mounts to the leg with double-sided foam tape.

*VR1 is an accessory to be ordered as a separate line item.

- AXW.VR1.22.300 VR1, 22", 300 Black..... \$85
- AXW.VR1.22.499 VR1, 22", 004 Folkstone..... \$85



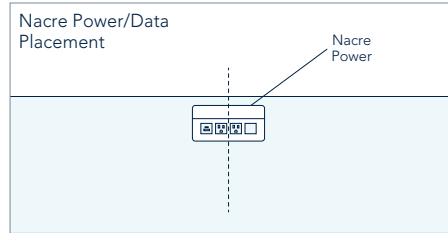
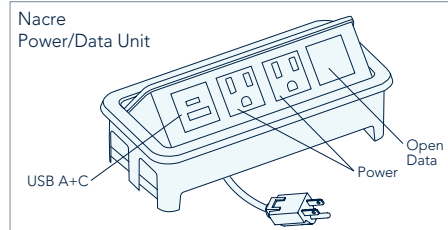
Other Wire Management

Please visit the Accessories section for additional Wire Management solutions.

Featured Power/Data Option: Nacre

Featured (default) power/data option includes one 3.5" x 7.25" Nacre pop-up unit with two power, one USB A+C, and one open data. Nacre is equipped with a 10' cord with a straight plug. Available colors include 004 Folkstone, 300 Black, and 699 White. Standard placement is centered along the back edge.

TP1 Nacre, One Unit Per Table + \$613



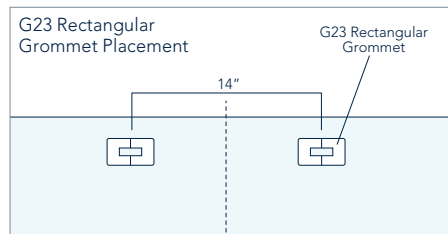
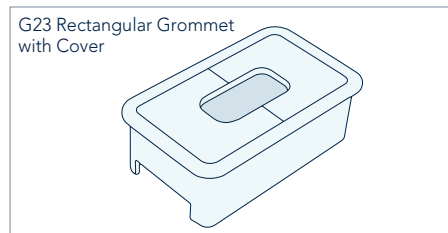
Other Power/Data

Please visit the Accessories Section for additional power/data solutions. Indicate power/data type, quantity per table, and placement.

Featured Grommet Option: G23

Featured (default) Grommet option includes two 2" x 3.5" G23 Rectangular Grommets with cover, placed 14" apart on center along the back edge of the Table Top. Available in 300 Black only.

TG2 Two G23 Rectangular Grommets + \$68



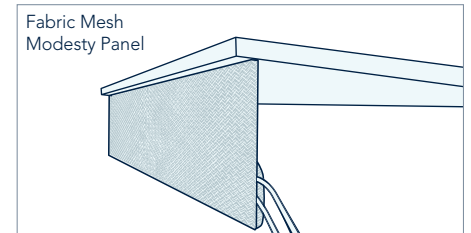
Other Grommets

Please visit the Accessories Section for additional Grommets.

Featured Modesty Panel Option: Fabric Mesh

The 8" deep Fabric Mesh Modesty Panel consists of fabric stretched over a lightweight frame with an easy-access wire-management pocket. Available as the default Modesty Panel option with rectangle Training Tables in 300 Black and 499 Silver, and lengths ranging from 42" to 96". Not available with Folding Training Tables or Medley Training Tables.

- M42 42" Fabric Mesh Modesty Panel..... + \$299
- M48 48" Fabric Mesh Modesty Panel..... + \$311
- M60 60" Fabric Mesh Modesty Panel..... + \$333
- M72 72" Fabric Mesh Modesty Panel..... + \$354
- M84 84" Fabric Mesh Modesty Panel..... + \$369
- M96 96" Fabric Mesh Modesty Panel..... + \$388



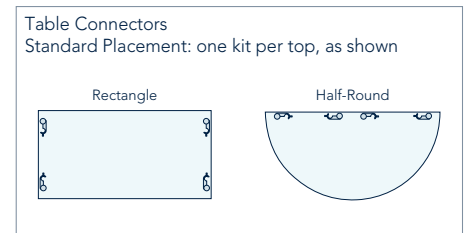
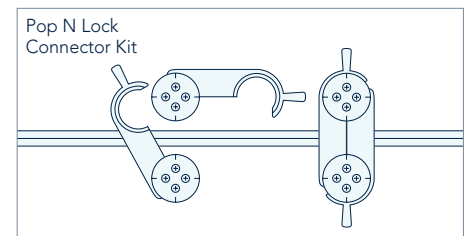
Other Modesty Panels

Please visit the Accessories Section for additional Modesty Panels.

Featured Connector Option: Pop N Lock

Featured (default) table connector option is Pop N Lock, installed, one kit per table, with standard placement as shown below. Table Connectors are not recommended for use with height-adjustable Training Tables.

TC1 Pop N Lock Connector Kit..... + \$146



Other Table Connectors

Please visit the Accessories Section for additional Table Connectors.

BRIDGES TRAINING TABLE

PRICING

Fixed

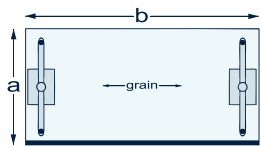
ORIGINAL LINES PRICING GUIDE

MAY 2024 V1.0



A EDGE BAND & T-EDGE	B EDGE BAND & T-EDGE	C EDGE BAND	D URETHANE EDGE	E URETHANE EDGE	F WOOD EDGE	G WOOD EDGE
AB	EB9	PK4F	MA7F	MT9Y	W2E	WA2
EB	T10		MT1F	MT6Y		WB1
EBR	T8F		MT6F			
T4			MT9F			

Rectangle



SIZE A X B	NOTES	BASIC MODEL	A	B	C	D	E	F	G
18x42		TTB.R.1842	\$640	\$691	\$851	\$981	n/a	\$851	\$982
18x48		TTB.R.1848	\$667	\$728	\$906	\$1,041	\$1,034	\$906	\$1,005
18x60		TTB.R.1860	\$690	\$758	\$980	\$1,133	\$1,120	\$980	\$1,076
18x72		TTB.R.1872	\$799	\$875	\$1,123	\$1,278	\$1,271	\$1,123	\$1,233
18x84	Legs Inset*	TTB.R.1884	\$931	\$1,040	\$1,232	\$1,541	n/a	\$1,232	\$1,432
18x96	Legs Inset*	TTB.R.1896	\$974	\$1,113	\$1,290	\$1,602	n/a	\$1,290	\$1,496
24x42		TTB.R.2442	\$726	\$790	\$955	\$1,071	n/a	\$955	\$1,085
24x48		TTB.R.2448	\$733	\$801	\$967	\$1,108	\$1,108	\$967	\$1,102
24x60		TTB.R.2460	\$862	\$941	\$1,143	\$1,289	\$1,289	\$1,143	\$1,248
24x72		TTB.R.2472	\$910	\$1,016	\$1,238	\$1,422	\$1,422	\$1,238	\$1,336
24x84	Legs Inset*	TTB.R.2484	\$1,017	\$1,132	\$1,315	\$1,632	n/a	\$1,315	\$1,537
24x96	Legs Inset*	TTB.R.2496	\$1,080	\$1,245	\$1,402	\$1,728	n/a	\$1,402	\$1,639
30x42		TTB.R.3042	\$777	\$848	\$1,005	\$1,148	n/a	\$1,005	\$1,150
30x48		TTB.R.3048	\$802	\$885	\$1,057	\$1,210	\$1,210	\$1,057	\$1,171
30x60		TTB.R.3060	\$937	\$1,062	\$1,237	\$1,441	\$1,441	\$1,237	\$1,339
30x72		TTB.R.3072	\$993	\$1,134	\$1,336	\$1,560	\$1,560	\$1,336	\$1,452
30x84	Legs Inset*	TTB.R.3084	\$1,153	\$1,311	\$1,476	\$1,938	n/a	\$1,476	\$1,737
30x96	Legs Inset*	TTB.R.3096	\$1,209	\$1,371	\$1,567	\$2,049	n/a	\$1,567	\$1,837
36x42		TTB.R.3642	\$835	\$913	\$1,057	\$1,234	n/a	\$1,057	\$1,235
36x48		TTB.R.3648	\$862	\$949	\$1,106	\$1,295	n/a	\$1,106	\$1,271
36x60		TTB.R.3660	\$1,012	\$1,122	\$1,278	\$1,503	n/a	\$1,278	\$1,440
36x72		TTB.R.3672	\$1,076	\$1,205	\$1,393	\$1,614	n/a	\$1,393	\$1,618
36x84	Legs Inset*	TTB.R.3684	\$1,212	\$1,373	\$1,531	\$1,982	n/a	\$1,531	\$1,772
36x96	Legs Inset*	TTB.R.3696	\$1,267	\$1,444	\$1,540	\$2,031	n/a	\$1,540	\$1,829

*Legs will be inset from table edge.

BRIDGES TRAINING TABLE

PRICING

Fixed

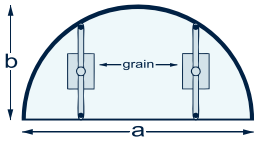
ORIGINAL LINES PRICING GUIDE

MAY 2024 V1.0



A EDGE BAND & T-EDGE	B EDGE BAND & T-EDGE	C EDGE BAND	D URETHANE EDGE	E URETHANE EDGE	F WOOD EDGE	G WOOD EDGE
AB			MA7F			
EB	EB9		MT1F			
EBR	T10		MT6F	MT6Y		WA2
T4	T8F	PK4F	MT9F	MT9Y	W2E	WB1
A	B	C	D	E	F	G
\$810	\$905	\$1,163	\$1,296	n/a	\$1,163	\$1,269
\$935	\$1,065	\$1,348	\$1,504	n/a	\$1,348	\$1,487

Half-Round



SIZE A X B	BASIC MODEL	A	B	C	D	E	F	G
48x24	TTB.H.4824	\$810	\$905	\$1,163	\$1,296	n/a	\$1,163	\$1,269
60x30	TTB.H.6030	\$935	\$1,065	\$1,348	\$1,504	n/a	\$1,348	\$1,487

BRIDGES TRAINING TABLE

PRICING

Folding

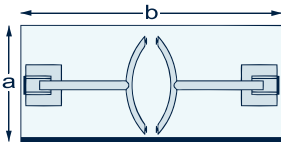
ORIGINAL LINES PRICING GUIDE

MAY 2024 V1.0



A EDGE BAND & T-EDGE	B EDGE BAND & T-EDGE	C EDGE BAND	D URETHANE EDGE	E URETHANE EDGE	F WOOD EDGE	G WOOD EDGE
AB			MA7F			
EB	EB9		MT1F			
EBR	T10		MT6F	MT6Y		WA2
T4	T8F	PK4F	MT9F	MT9Y	W2E	WB1

Rectangle



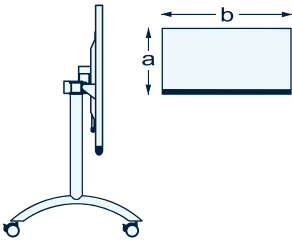
SIZE A X B	NOTES	BASIC MODEL	A	B	C	D	E	F	G
24x42		TTBF.R.2442	\$1,337	\$1,401	\$1,566	\$1,682	n/a	\$1,566	\$1,696
24x48		TTBF.R.2448	\$1,342	\$1,410	\$1,576	\$1,717	\$1,717	\$1,576	\$1,711
24x60		TTBF.R.2460	\$1,471	\$1,550	\$1,752	\$1,898	\$1,898	\$1,752	\$1,857
24x72		TTBF.R.2472	\$1,518	\$1,624	\$1,846	\$2,030	\$2,030	\$1,846	\$1,944
24x84	Legs Inset*	TTBF.R.2484	\$1,625	\$1,740	\$1,923	\$2,240	n/a	\$1,923	\$2,145
24x96	Legs Inset*	TTBF.R.2496	\$1,689	\$1,854	\$2,011	\$2,337	n/a	\$2,011	\$2,248
30x42		TTBF.R.3042	\$1,380	\$1,451	\$1,608	\$1,751	n/a	\$1,608	\$1,753
30x48		TTBF.R.3048	\$1,408	\$1,491	\$1,663	\$1,816	\$1,816	\$1,663	\$1,777
30x60		TTBF.R.3060	\$1,541	\$1,666	\$1,841	\$2,045	\$2,045	\$1,841	\$1,943
30x72		TTBF.R.3072	\$1,595	\$1,736	\$1,938	\$2,162	\$2,162	\$1,938	\$2,054
30x84	Legs Inset*	TTBF.R.3084	\$1,758	\$1,916	\$2,081	\$2,543	n/a	\$2,081	\$2,342
30x96	Legs Inset*	TTBF.R.3096	\$1,813	\$1,975	\$2,171	\$2,653	n/a	\$2,171	\$2,441
36x42		TTBF.R.3642	\$1,440	\$1,518	\$1,662	\$1,839	n/a	\$1,662	\$1,840
36x48		TTBF.R.3648	\$1,464	\$1,551	\$1,708	\$1,897	n/a	\$1,708	\$1,873
36x60		TTBF.R.3660	\$1,615	\$1,725	\$1,881	\$2,106	n/a	\$1,881	\$2,043
36x72		TTBF.R.3672	\$1,677	\$1,806	\$1,994	\$2,215	n/a	\$1,994	\$2,219
36x84	Legs Inset*	TTBF.R.3684	\$1,815	\$1,976	\$2,134	\$2,585	n/a	\$2,134	\$2,375
36x96	Legs Inset*	TTBF.R.3696	\$1,869	\$2,046	\$2,142	\$2,633	n/a	\$2,142	\$2,431

*Legs will be inset from table edge.



A EDGE BAND & T-EDGE	B EDGE BAND & T-EDGE	C EDGE BAND	D URETHANE EDGE	E URETHANE EDGE	F WOOD EDGE	G WOOD EDGE

Rectangle



SIZE A X B	NOTES	BASIC MODEL	A	B	C	D	E	F	G
			A	B	C	D	E	F	G
18x48		TTBE.R.1848	\$1,449	\$1,510	\$1,688	\$1,823	\$1,816	\$1,688	\$1,787
18x60		TTBE.R.1860	\$1,521	\$1,589	\$1,811	\$1,964	\$1,951	\$1,811	\$1,907
18x72		TTBE.R.1872	\$1,594	\$1,670	\$1,918	\$2,073	\$2,066	\$1,918	\$2,028
18x84	Legs Inset*	TTBE.R.1884	\$1,722	\$1,831	\$2,023	\$2,332	n/a	\$2,023	\$2,223
24x48		TTBE.R.2448	\$1,513	\$1,581	\$1,747	\$1,888	\$1,888	\$1,747	\$1,882
24x60		TTBE.R.2460	\$1,612	\$1,691	\$1,893	\$2,039	\$2,039	\$1,893	\$1,998
24x72		TTBE.R.2472	\$1,706	\$1,812	\$2,034	\$2,218	\$2,218	\$2,034	\$2,132
24x84	Legs Inset*	TTBE.R.2484	\$1,813	\$1,928	\$2,111	\$2,428	n/a	\$2,111	\$2,333
30x48		TTBE.R.3048	\$1,587	\$1,670	\$1,842	\$1,995	\$1,995	\$1,842	\$1,956
30x60		TTBE.R.3060	\$1,687	\$1,812	\$1,987	\$2,191	\$2,191	\$1,987	\$2,089
30x72		TTBE.R.3072	\$1,790	\$1,931	\$2,133	\$2,357	\$2,357	\$2,133	\$2,249
30x84	Legs Inset*	TTBE.R.3084	\$1,949	\$2,107	\$2,272	\$2,734	n/a	\$2,272	\$2,533

*Legs will be inset from table edge.



Model Number

Basic Model + Edge* (ex: TT2PE.R.3060.MT1F)

*[Click here](#) to review all current SurfaceWorks edge options

Finish Selection

[Click here](#) to review all current SurfaceWorks finishes

Top Surface Finish

- Group 1 Laminate..... std
- Group 2 Laminate..... std
- Other Laminate/Material..... quote required

Top Edge Finish

- Standard Edge Color..... std
- Non-Standard Edge Color..... quote required

Base Finish

- P431 Metallic Silver..... std
- Other Base Finish..... quote required

Base Foot

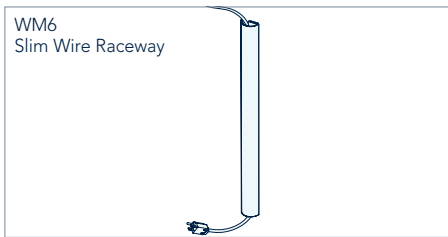
- Casters..... std

Featured Wire Management: WM6*

Featuring an "invisible hinge", the 1.1" wide WM6 Slim Wire Raceway holds 1 or 2 wires and firmly attaches to the leg with double-sided foam tape.

*WM6 Slim Wire Raceway is an accessory to be ordered as a separate line item.

- AXW.WM6.26.300 WM6, 26", 300 Black..... \$45
- AXW.WM6.26.349 WM6, 26", 349 Dove Gray..... \$45



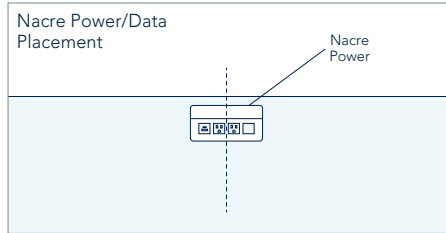
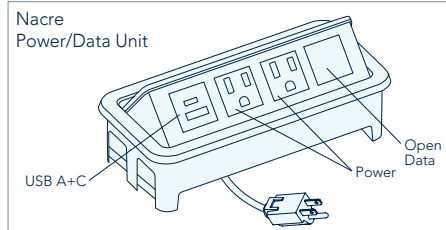
Other Wire Management

Please visit the Accessories section for additional Wire Management solutions.

Featured Power/Data Option: Nacre

Featured (default) power/data option includes one 3.5" x 7.25" Nacre pop-up unit with two power, one USB A+C, and one open data. Nacre is equipped with a 10' cord with a straight plug. Available colors include 004 Folkstone, 300 Black, and 699 White. Standard placement is centered along the back edge.

- TP1 Nacre, One Unit Per Table..... + \$613



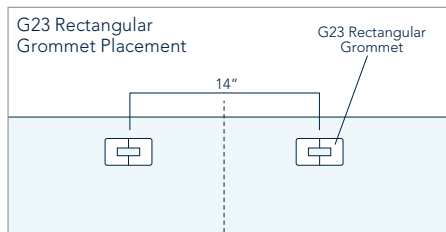
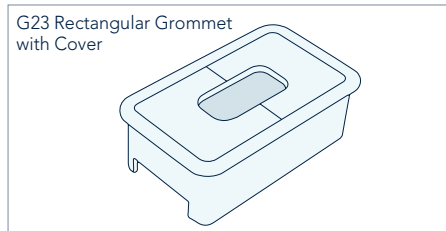
Other Power/Data

Please visit the Accessories Section for additional power/data solutions. Indicate power/data type, quantity per table, and placement.

Featured Grommet Option: G23

Featured (default) Grommet option includes two 2" x 3.5" G23 Rectangular Grommets with cover, placed 14" apart on center along the back edge of the Table Top. Available in 300 Black only.

- TG2 Two G23 Rectangular Grommets..... + \$68



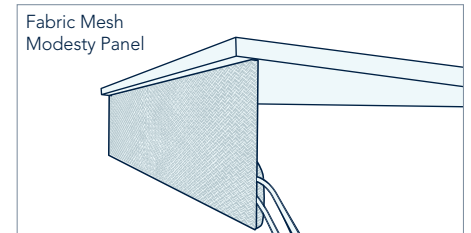
Other Grommets

Please visit the Accessories Section for additional Grommets.

Featured Modesty Panel Option: Fabric Mesh

The 8" deep Fabric Mesh Modesty Panel consists of fabric stretched over a lightweight frame with an easy-access wire-management pocket. Available as the default Modesty Panel option with rectangle Training Tables in 300 Black and 499 Silver, and lengths ranging from 42" to 96". Not available with Folding Training Tables or Medley Training Tables.

- M42 42" Fabric Mesh Modesty Panel..... + \$299
- M48 48" Fabric Mesh Modesty Panel..... + \$311
- M60 60" Fabric Mesh Modesty Panel..... + \$333
- M72 72" Fabric Mesh Modesty Panel..... + \$354
- M84 84" Fabric Mesh Modesty Panel..... + \$369
- M96 96" Fabric Mesh Modesty Panel..... + \$388



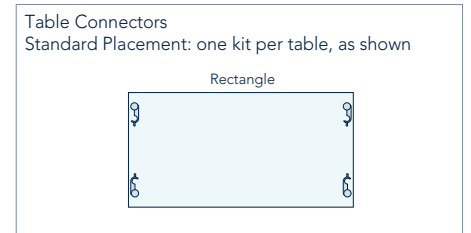
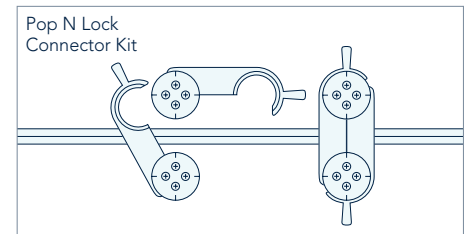
Other Modesty Panels

Please visit the Accessories Section for additional Modesty Panels.

Featured Connector Option: Pop N Lock

Featured (default) table connector option is Pop N Lock, installed, one kit per table, with standard placement as shown below. Table Connectors are not recommended for use with height-adjustable Training Tables.

- TC1 Pop N Lock Connector Kit..... + \$146



Other Table Connectors

Please visit the Accessories Section for additional Table Connectors.

DASH TRAINING TABLE

PRICING Ultra-Flip

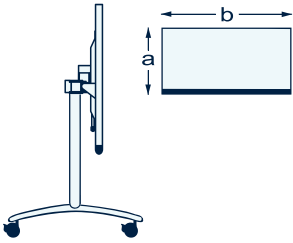
ORIGINAL LINES PRICING GUIDE

MAY 2024 V1.0



A EDGE BAND & T-EDGE	B EDGE BAND & T-EDGE	C EDGE BAND	D URETHANE EDGE	E URETHANE EDGE	F WOOD EDGE	G WOOD EDGE

Rectangle



SIZE A X B	NOTES	BASIC MODEL	A	B	C	D	E	F	G
24x48		TT2PE.R.2448	\$1,380	\$1,448	\$1,614	\$1,755	\$1,755	\$1,614	\$1,749
24x54	Legs Inset*	TT2PE.R.2454	\$1,446	\$1,515	\$1,690	\$1,837	n/a	\$1,690	\$1,828
24x60		TT2PE.R.2460	\$1,462	\$1,541	\$1,743	\$1,889	\$1,889	\$1,743	\$1,848
24x72		TT2PE.R.2472	\$1,536	\$1,642	\$1,864	\$2,048	\$2,048	\$1,864	\$1,962
24x84	Legs Inset*	TT2PE.R.2484	\$1,645	\$1,760	\$1,943	\$2,260	n/a	\$1,943	\$2,165
30x48		TT2PE.R.3048	\$1,431	\$1,514	\$1,686	\$1,839	\$1,839	\$1,686	\$1,800
30x54	Legs Inset*	TT2PE.R.3054	\$1,496	\$1,588	\$1,760	\$1,917	n/a	\$1,760	\$1,882
30x60		TT2PE.R.3060	\$1,523	\$1,648	\$1,823	\$2,027	\$2,027	\$1,823	\$1,925
30x72		TT2PE.R.3072	\$1,602	\$1,743	\$1,945	\$2,169	\$2,169	\$1,945	\$2,061
30x84	Legs Inset*	TT2PE.R.3084	\$1,765	\$1,923	\$2,088	\$2,550	n/a	\$2,088	\$2,349

*Legs will be inset from table edge.



Model Number

Basic Model + Edge* (ex: TT2FG.TR.3060.MA7F)

*Click here to review all current SurfaceWorks edge options

Finish Selection

Click here to review all current SurfaceWorks finishes

Top Surface Finish

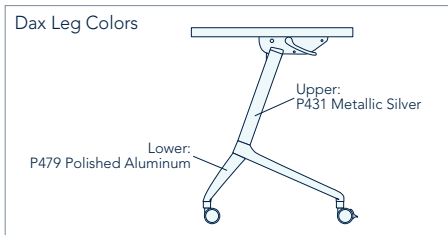
- Group 1 Laminate..... std
- Group 2 Laminate..... std
- Other Laminate/Material..... quote required

Top Edge Finish

- Standard Edge Color..... std
- Non-Standard Edge Color..... quote required

Base Finish

- Upper P431 Metallic Silver..... std
- Lower: P479 Polished Aluminum..... std
- Other Base Finish..... quote required



Base Foot

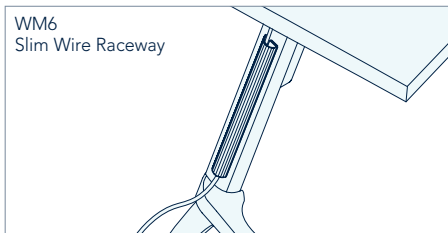
- Casters..... std

Featured Wire Management: WM6*

Featuring an "invisible hinge", the 12" WM6 Slim Wire Raceway accessory adheres to the upper portion of the Dax leg with double-sided foam tape for management of 1 or 2 wires. 349 Dove Gray blends perfectly with the Metallic Silver upper leg.

*WM6 Slim Wire Raceway is an accessory to be ordered as a separate line item.

- AXW.WM6.12.349 WM6, 12", 349 Dove Gray..... \$31



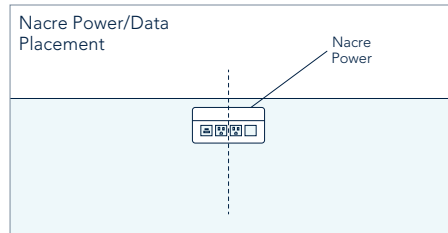
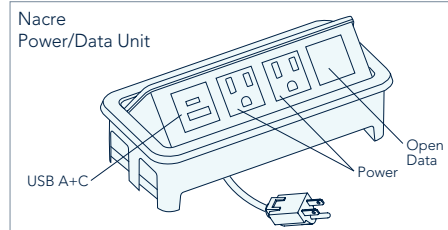
Other Wire Management

Please visit the Accessories section for additional Wire Management solutions.

Featured Power/Data Option: Nacre

Featured (default) power/data option includes one 3.5" x 7.25" Nacre pop-up unit with two power, one USB A+C, and one open data. Nacre is equipped with a 10' cord with a straight plug. Available colors include 004 Folkstone, 300 Black, and 699 White. Standard placement is centered along the back edge.

- TP1 Nacre, One Unit Per Table..... + \$613



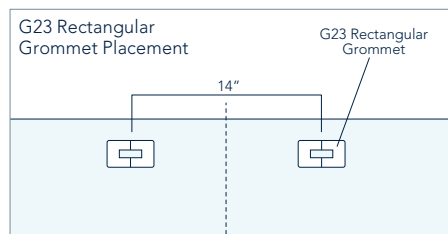
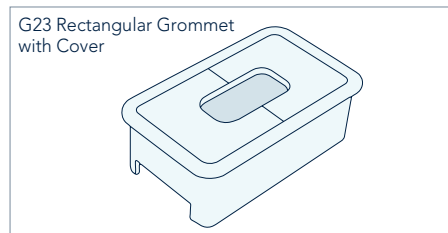
Other Power/Data

Please visit the Accessories Section for additional power/data solutions. Indicate power/data type, quantity per table, and placement.

Featured Grommet Option: G23

Featured (default) Grommet option includes two 2" x 3.5" G23 Rectangular Grommets with cover, placed 14" apart on center along the back edge of the Table Top. Available in 300 Black only.

- TG2 Two G23 Rectangular Grommets..... + \$68



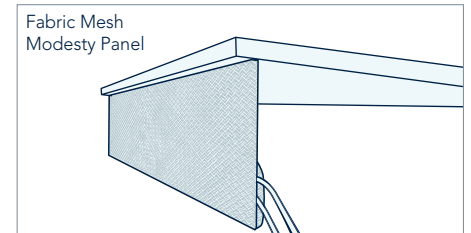
Other Grommets

Please visit the Accessories Section for additional Grommets.

Featured Modesty Panel Option: Fabric Mesh

The 8" deep Fabric Mesh Modesty Panel consists of fabric stretched over a lightweight frame with an easy-access wire-management pocket. Available as the default Modesty Panel option with rectangle Training Tables in 300 Black and 499 Silver, and lengths ranging from 42" to 96". Not available with Folding Training Tables or Medley Training Tables.

- M42 42" Fabric Mesh Modesty Panel..... + \$299
- M48 48" Fabric Mesh Modesty Panel..... + \$311
- M60 60" Fabric Mesh Modesty Panel..... + \$333
- M72 72" Fabric Mesh Modesty Panel..... + \$354
- M84 84" Fabric Mesh Modesty Panel..... + \$369
- M96 96" Fabric Mesh Modesty Panel..... + \$388



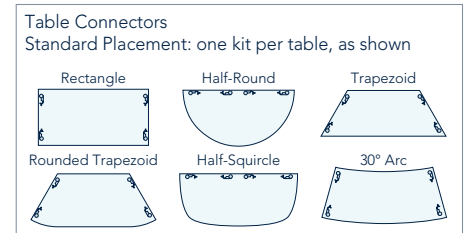
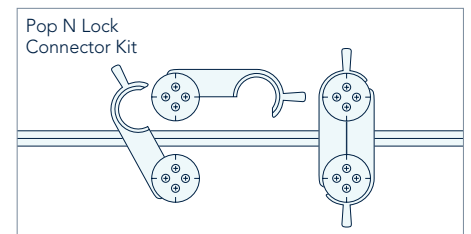
Other Modesty Panels

Please visit the Accessories Section for additional Modesty Panels.

Featured Connector Option: Pop N Lock

Featured (default) table connector option is Pop N Lock, installed, one kit per table, with standard placement as shown below. Table Connectors are not recommended for use with height-adjustable Training Tables.

- TC1 Pop N Lock Connector Kit..... + \$146



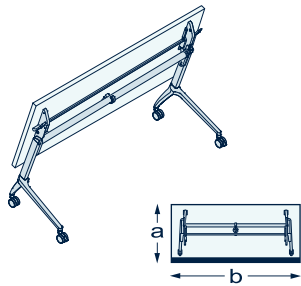
Other Table Connectors

Please visit the Accessories Section for additional Table Connectors.



A EDGE BAND & T-EDGE	B EDGE BAND & T-EDGE	C EDGE BAND	D URETHANE EDGE	E URETHANE EDGE	F WOOD EDGE	G WOOD EDGE
AB	EB9		MA7F			
EB	T10		MT1F			
EBR	T8F	PK4F	MT6F	MT6Y		WA2
T4			MT9F	MT9Y	W2E	WB1

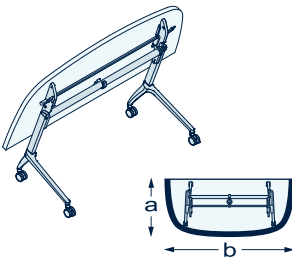
Rectangle



SIZE A X B	NOTES	BASIC MODEL	A	B	C	D	E	F	G
24x36		TT2FG.R.2436	\$1,234	\$1,295	\$1,406	\$1,558	\$1,432	\$1,406	\$1,511
24x48		TT2FG.R.2448	\$1,303	\$1,371	\$1,537	\$1,678	\$1,678	\$1,537	\$1,672
24x54	Legs Inset*	TT2FG.R.2454	\$1,338	\$1,407	\$1,582	\$1,729	n/a	\$1,582	\$1,720
24x60		TT2FG.R.2460	\$1,386	\$1,465	\$1,667	\$1,813	\$1,813	\$1,667	\$1,772
24x66	Legs Inset*	TT2FG.R.2466	\$1,427	\$1,519	\$1,726	\$1,898	n/a	\$1,726	\$1,846
24x72		TT2FG.R.2472	\$1,477	\$1,583	\$1,805	\$1,989	\$1,989	\$1,805	\$1,903
24x78	Legs Inset*	TT2FG.R.2478	\$1,587	\$1,702	\$1,885	\$2,202	n/a	\$1,885	\$2,107
24x84		TT2FG.R.2484	\$1,587	\$1,702	\$1,885	\$2,202	n/a	\$1,885	\$2,107
30x36		TT2FG.R.3036	\$1,258	\$1,322	\$1,476	\$1,611	n/a	\$1,476	\$1,604
30x48		TT2FG.R.3048	\$1,353	\$1,436	\$1,608	\$1,761	\$1,761	\$1,608	\$1,722
30x54	Legs Inset*	TT2FG.R.3054	\$1,386	\$1,478	\$1,650	\$1,807	n/a	\$1,650	\$1,772
30x60		TT2FG.R.3060	\$1,447	\$1,572	\$1,747	\$1,951	\$1,951	\$1,747	\$1,849
30x66	Legs Inset*	TT2FG.R.3066	\$1,484	\$1,612	\$1,790	\$1,997	n/a	\$1,790	\$1,911
30x72		TT2FG.R.3072	\$1,542	\$1,683	\$1,885	\$2,109	\$2,109	\$1,885	\$2,001
30x78	Legs Inset*	TT2FG.R.3078	\$1,707	\$1,857	\$2,035	\$2,497	n/a	\$2,035	\$2,296
30x84		TT2FG.R.3084	\$1,707	\$1,865	\$2,030	\$2,492	n/a	\$2,030	\$2,291

*Legs will be inset from table edge.

Half-Squirrel



SIZE A X B	BASIC MODEL	A	B	C	D	E	F	G
24x48	TT2FG.SL1.2448	\$1,353	\$1,448	\$1,581	\$1,826	n/a	\$1,581	\$1,713
24x54	TT2FG.SL1.2454	\$1,385	\$1,480	\$1,618	\$1,787	n/a	\$1,618	\$1,833
24x60	TT2FG.SL1.2460	\$1,445	\$1,489	\$1,717	\$1,889	n/a	\$1,717	\$1,827
24x66	TT2FG.SL1.2466	\$1,484	\$1,593	\$1,762	\$1,960	n/a	\$1,762	\$1,975
24x72	TT2FG.SL1.2472	\$1,529	\$1,644	\$1,830	\$2,038	n/a	\$1,830	\$2,030
24x84	TT2FG.SL1.2484	\$1,676	\$1,818	\$1,963	\$2,304	n/a	\$1,963	\$2,221
30x60	TT2FG.SL1.3060	\$1,505	\$1,559	\$1,769	\$1,997	n/a	\$1,769	\$1,886
30x66	TT2FG.SL1.3066	\$1,542	\$1,671	\$1,813	\$2,044	n/a	\$1,813	\$2,035
30x72	TT2FG.SL1.3072	\$1,597	\$1,737	\$1,889	\$2,136	n/a	\$1,889	\$2,087
30x84	TT2FG.SL1.3084	\$1,802	\$1,973	\$2,073	\$2,559	n/a	\$2,073	\$2,209

DAX TRAINING TABLE

PRICING

Flip-Top

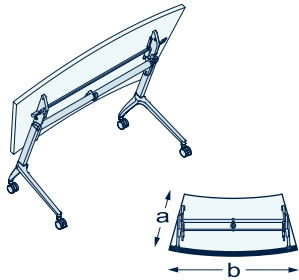
ORIGINAL LINES PRICING GUIDE

MAY 2024 V1.0



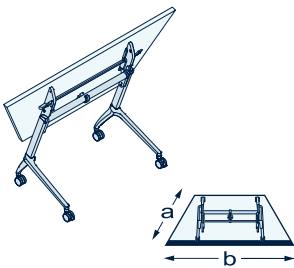
A EDGE BAND & T-EDGE	B EDGE BAND & T-EDGE	C EDGE BAND	D URETHANE EDGE	E URETHANE EDGE	F WOOD EDGE	G WOOD EDGE
AB			MA7F			
EB	EB9		MT1F			
EBR	T10		MT6F	MT6Y		WA2
T4	T8F	PK4F	MT9F	MT9Y	W2E	WB1

30 Degree Arc



SIZE A X B	BASIC MODEL	A	B	C	D	E	F	G
24x48	TT2FG.A30.2448	\$1,401	\$1,507	\$1,641	\$1,874	n/a	\$1,641	\$1,761
24x54	TT2FG.A30.2454	\$1,478	\$1,593	\$1,732	\$1,911	n/a	\$1,732	\$1,963
24x60	TT2FG.A30.2460	\$1,505	\$1,559	\$1,769	\$1,997	n/a	\$1,769	\$1,886
24x66	TT2FG.A30.2466	\$1,576	\$1,705	\$1,847	\$2,078	n/a	\$1,847	\$2,069
24x72	TT2FG.A30.2472	\$1,597	\$1,737	\$1,889	\$2,136	n/a	\$1,889	\$2,087
24x84	TT2FG.A30.2484	\$1,802	\$1,973	\$2,073	\$2,559	n/a	\$2,073	\$2,209
30x48	TT2FG.A30.3048	\$1,462	\$1,575	\$1,696	\$1,916	n/a	\$1,696	\$1,882
30x54	TT2FG.A30.3054	\$1,574	\$1,701	\$1,815	\$2,035	n/a	\$1,815	\$2,074
30x60	TT2FG.A30.3060	\$1,577	\$1,625	\$1,832	\$2,083	n/a	\$1,832	\$1,961
30x66	TT2FG.A30.3066	\$1,668	\$1,813	\$1,978	\$2,197	n/a	\$1,978	\$2,217
30x72	TT2FG.A30.3072	\$1,679	\$1,834	\$1,987	\$2,232	n/a	\$1,987	\$2,247
30x84	TT2FG.A30.3084	\$1,860	\$2,045	\$2,170	\$2,642	n/a	\$2,170	\$2,443

Trapezoid



SIZE A X B	BASIC MODEL	A	B	C	D	E	F	G
30x66	TT2FG.T.3066	\$1,536	\$1,649	\$1,920	\$1,824	n/a	\$1,920	\$2,039
30x72	TT2FG.T.3072	\$1,573	\$1,686	\$1,957	\$1,861	n/a	\$1,957	\$2,076
30x84	TT2FG.T.3084	\$1,752	\$1,895	\$2,071	n/a	n/a	\$2,071	\$2,213

DAX TRAINING TABLE

PRICING

Flip-Top

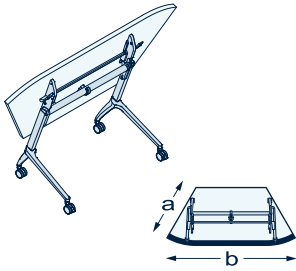
ORIGINAL LINES PRICING GUIDE

MAY 2024 V1.0



A EDGE BAND & T-EDGE	B EDGE BAND & T-EDGE	C EDGE BAND	D URETHANE EDGE	E URETHANE EDGE	F WOOD EDGE	G WOOD EDGE
AB			MA7F			
EB	EB9		MT1F			
EBR	T10		MT6F	MT6Y		WA2
T4	T8F	PK4F	MT9F	MT9Y	W2E	WB1

Rounded Trapezoid



SIZE A X B	BASIC MODEL	A	B	C	D	E	F	G
24x54	TT2FG.TR.2454	\$1,385	\$1,480	\$1,639	\$1,818	n/a	\$1,639	\$1,833
24x60	TT2FG.TR.2460	\$1,401	\$1,445	\$1,673	\$1,845	n/a	\$1,673	\$1,783
24x66	TT2FG.TR.2466	\$1,484	\$1,593	\$1,762	\$1,986	n/a	\$1,762	\$1,977
24x72	TT2FG.TR.2472	\$1,494	\$1,609	\$1,795	\$2,003	n/a	\$1,795	\$1,984
24x84	TT2FG.TR.2484	\$1,636	\$1,778	\$1,923	\$2,393	n/a	\$1,923	\$2,041
30x54	TT2FG.TR.3054	\$1,435	\$1,550	\$1,689	\$1,896	n/a	\$1,689	\$1,924
30x60	TT2FG.TR.3060	\$1,462	\$1,516	\$1,726	\$1,954	n/a	\$1,726	\$1,843
30x66	TT2FG.TR.3066	\$1,542	\$1,671	\$1,852	\$2,044	n/a	\$1,852	\$2,084
30x72	TT2FG.TR.3072	\$1,562	\$1,702	\$1,870	\$2,115	n/a	\$1,870	\$2,126
30x84	TT2FG.TR.3084	\$1,761	\$1,932	\$2,071	\$2,543	n/a	\$2,071	\$2,328



Model Number

Basic Model + Edge* (ex: TTPE.R.2472.AB)

*[Click here](#) to review all current SurfaceWorks edge options

Finish Selection

[Click here](#) to review all current SurfaceWorks finishes

Top Surface Finish

- Group 1 Laminate..... std
- Group 2 Laminate..... std
- Other Laminate/Material..... quote required

Top Edge Finish

- Standard Edge Color..... std
- Non-Standard Edge Color..... quote required

Base Finish

- P448 Polished Chrome..... std
- Other Base Finish..... quote required

Base Foot

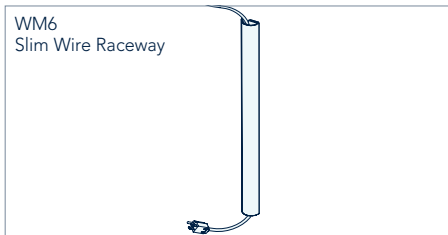
- Casters..... std

Featured Wire Management: WM6*

Featuring an "invisible hinge", the 1.1" wide WM6 Slim Wire Raceway holds 1 or 2 wires and firmly attaches to the leg with double-sided foam tape.

*WM6 Slim Wire Raceway is an accessory to be ordered as a separate line item.

- AXW.WM6.26.300 WM6, 26", 300 Black..... \$45
- AXW.WM6.26.349 WM6, 26", 349 Dove Gray..... \$45



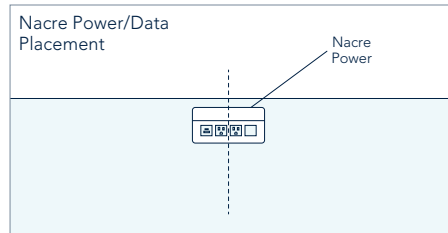
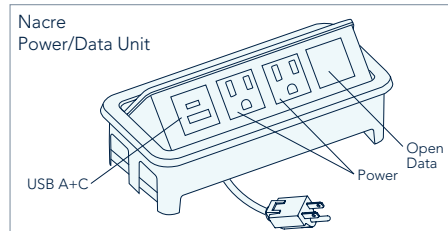
Other Wire Management

Please visit the Accessories section for additional Wire Management solutions.

Featured Power/Data Option: Nacre

Featured (default) power/data option includes one 3.5" x 7.25" Nacre pop-up unit with two power, one USB A+C, and one open data. Nacre is equipped with a 10' cord with a straight plug. Available colors include 004 Folkstone, 300 Black, and 699 White. Standard placement is centered along the back edge.

- TP1 Nacre, One Unit Per Table..... + \$613



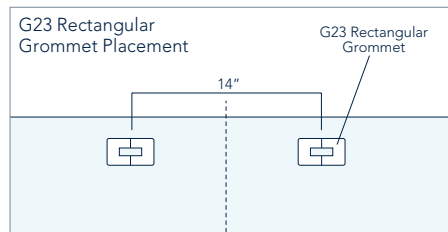
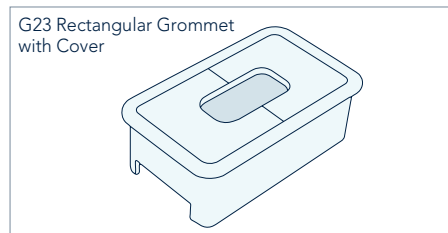
Other Power/Data

Please visit the Accessories Section for additional power/data solutions. Indicate power/data type, quantity per table, and placement.

Featured Grommet Option: G23

Featured (default) Grommet option includes two 2" x 3.5" G23 Rectangular Grommets with cover, placed 14" apart on center along the back edge of the Table Top. Available in 300 Black only.

- TG2 Two G23 Rectangular Grommets..... + \$68



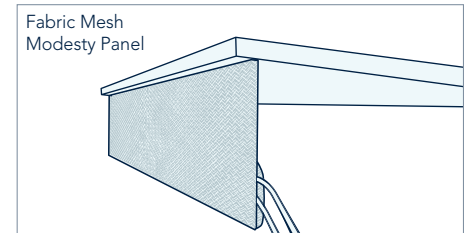
Other Grommets

Please visit the Accessories Section for additional Grommets.

Featured Modesty Panel Option: Fabric Mesh

The 8" deep Fabric Mesh Modesty Panel consists of fabric stretched over a lightweight frame with an easy-access wire-management pocket. Available as the default Modesty Panel option with rectangle Training Tables in 300 Black and 499 Silver, and lengths ranging from 42" to 96". Not available with Folding Training Tables or Medley Training Tables.

- M42 42" Fabric Mesh Modesty Panel..... + \$299
- M48 48" Fabric Mesh Modesty Panel..... + \$311
- M60 60" Fabric Mesh Modesty Panel..... + \$333
- M72 72" Fabric Mesh Modesty Panel..... + \$354
- M84 84" Fabric Mesh Modesty Panel..... + \$369
- M96 96" Fabric Mesh Modesty Panel..... + \$388



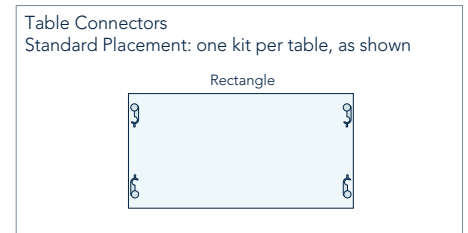
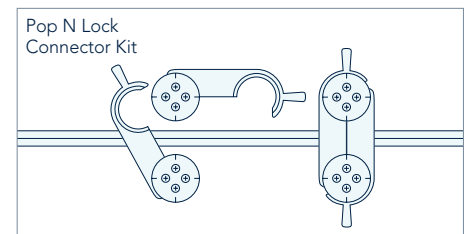
Other Modesty Panels

Please visit the Accessories Section for additional Modesty Panels.

Featured Connector Option: Pop N Lock

Featured (default) table connector option is Pop N Lock, installed, one kit per table, with standard placement as shown below. Table Connectors are not recommended for use with height-adjustable Training Tables.

- TC1 Pop N Lock Connector Kit..... + \$146



Other Table Connectors

Please visit the Accessories Section for additional Table Connectors.

DRIVE TRAINING TABLE

PRICING Ultra-Flip

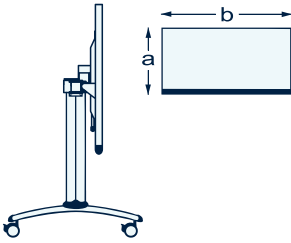
ORIGINAL LINES PRICING GUIDE

MAY 2024 V1.0



A EDGE BAND & T-EDGE	B EDGE BAND & T-EDGE	C EDGE BAND	D URETHANE EDGE	E URETHANE EDGE	F WOOD EDGE	G WOOD EDGE

Rectangle



SIZE A X B	NOTES	BASIC MODEL	A	B	C	D	E	F	G
24x48		TTPE.R.2448	\$1,425	\$1,493	\$1,659	\$1,800	\$1,800	\$1,659	\$1,794
24x54	Legs Inset*	TTPE.R.2454	\$1,491	\$1,560	\$1,735	\$1,882	n/a	\$1,735	\$1,873
24x60		TTPE.R.2460	\$1,507	\$1,586	\$1,788	\$1,934	\$1,934	\$1,788	\$1,893
24x72		TTPE.R.2472	\$1,583	\$1,689	\$1,911	\$2,095	\$2,095	\$1,911	\$2,009
24x84	Legs Inset*	TTPE.R.2484	\$1,692	\$1,807	\$1,990	\$2,307	n/a	\$1,990	\$2,212
30x48		TTPE.R.3048	\$1,477	\$1,560	\$1,732	\$1,885	\$1,885	\$1,732	\$1,846
30x54	Legs Inset*	TTPE.R.3054	\$1,541	\$1,633	\$1,805	\$1,962	n/a	\$1,805	\$1,927
30x60		TTPE.R.3060	\$1,569	\$1,694	\$1,869	\$2,073	\$2,073	\$1,869	\$1,971
30x72		TTPE.R.3072	\$1,648	\$1,789	\$1,991	\$2,215	\$2,215	\$1,991	\$2,107
30x84	Legs Inset*	TTPE.R.3084	\$1,812	\$1,970	\$2,135	\$2,597	n/a	\$2,135	\$2,396

*Legs will be inset from table edge.



HOW TO ORDER

Model Number, Finishes, Options

MAY 2024 V1.0

Model Number

Basic Model + Edge* (ex: TTE2F.R.1848.W2E)

*Click here to review all current SurfaceWorks edge options

Finish Selection

Click here to review all current SurfaceWorks finishes

Top Surface Finish

- Group 1 Laminate..... std
- Group 2 Laminate..... std
- Other Laminate/Material..... quote required

Top Edge Finish

- Standard Edge Color..... std
- Non-Standard Edge Color..... quote required

Base Finish

- P300 Black..... std
- P348 Designer White..... std
- P354 HM Medium Tone..... std
- P378 Sand..... std
- P387 HM Innertone Light..... std
- P406 Black Wrinkle..... std
- P431 Metallic Silver..... std
- P466 Champagne Metallic..... std
- Other Base Finish..... quote required

Base Foot Option: Fixed & Folding

- G Adjustable Glides..... std
- C Casters..... + \$127

Base Foot Option: Flip-Top

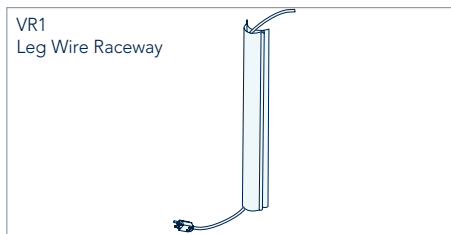
- C Casters..... std
- G Adjustable Glides..... optional + \$0

Featured Wire Management: VR1*

The VR1 Vertical Leg Wire Raceway is an extruded curved channel which allows for easy manipulation of wiring on curved legs. It features a hinge for easy access and mounts to the leg with double-sided foam tape.

*VR1 is an accessory to be ordered separately.

- AXW.VR1.22.300 VR1, 22", 300 Black..... \$85
- AXW.VR1.22.499 VR1, 22", 004 Folkstone..... \$85



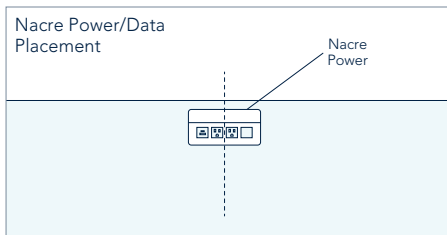
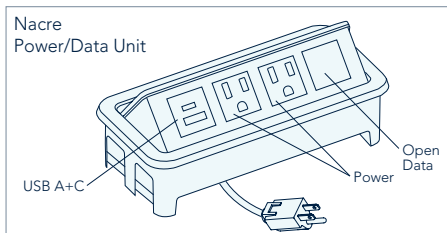
Other Wire Management

Please visit the Accessories section for additional Wire Management solutions.

Featured Power/Data Option: Nacre

Featured (default) power/data option includes one 3.5" x 7.25" Nacre pop-up unit with two power, one USB A+C, and one open data. Nacre is equipped with a 10' cord with a straight plug. Available colors include 004 Folkstone, 300 Black, and 699 White. Standard placement is centered along the back edge.

TP1 Nacre, One Unit Per Table + \$613



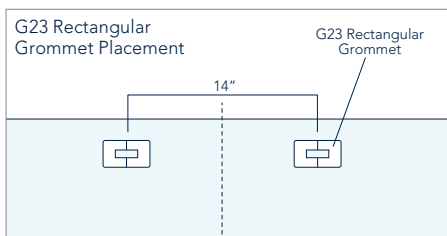
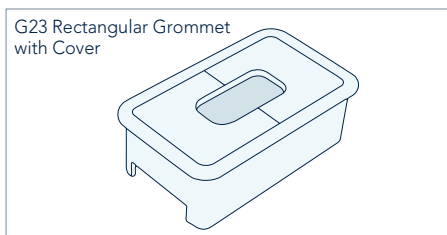
Other Power/Data

Please visit the Accessories Section for additional power/data solutions. Indicate power/data type, quantity per table, and placement.

Featured Grommet Option: G23

Featured (default) Grommet option includes two 2" x 3.5" G23 Rectangular Grommets with cover, placed 14" apart on center along the back edge of the Table Top. Available in 300 Black only.

TG2 Two G23 Rectangular Grommets + \$68



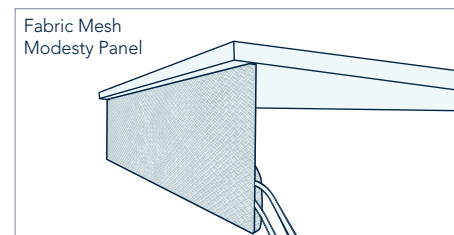
Other Grommets

Please visit the Accessories Section for additional Grommets.

Featured Modesty Panel Option: Fabric Mesh

The 8" deep Fabric Mesh Modesty Panel consists of fabric stretched over a lightweight frame with an easy-access wire-management pocket. Available as the default Modesty Panel option with rectangle Training Tables in 300 Black and 499 Silver, and lengths ranging from 42" to 96". Not available with Folding Training Tables or Medley Training Tables.

- M42 42" Fabric Mesh Modesty Panel..... + \$299
- M48 48" Fabric Mesh Modesty Panel..... + \$311
- M60 60" Fabric Mesh Modesty Panel..... + \$333
- M72 72" Fabric Mesh Modesty Panel..... + \$354
- M84 84" Fabric Mesh Modesty Panel..... + \$369
- M96 96" Fabric Mesh Modesty Panel..... + \$388



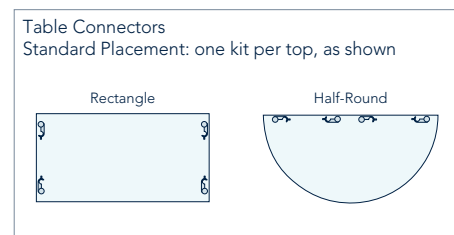
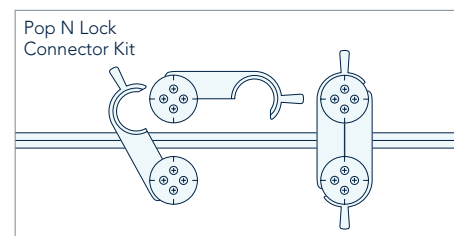
Other Modesty Panels

Please visit the Accessories Section for additional Modesty Panels.

Featured Connector Option: Pop N Lock

Featured (default) table connector option is Pop N Lock, installed, one kit per table, with standard placement as shown below. Table Connectors are not recommended for use with height-adjustable Training Tables.

TC1 Pop N Lock Connector Kit..... + \$146



Other Table Connectors

Please visit the Accessories Section for additional Table Connectors.

ELEMENTS C-LEG TRAINING TABLE

PRICING

Fixed


ORIGINAL LINES PRICING GUIDE

MAY 2024 V1.0



A EDGEBAND & T-EDGE	B EDGEBAND & T-EDGE	C EDGE BAND	D URETHANE EDGE	E URETHANE EDGE	F WOOD EDGE	G WOOD EDGE
AB	EB9	PK4F	MA7F	MT9Y	W2E	WB1
EB	T10		MT1F	MT6Y		
EBR	T8F		MT6F			WA2
T4			MT9F			

Rectangle



Rect	SIZE A X B	NOTES	BASIC MODEL	A	B	C	D	E	F	G
				A	B	C	D	E	F	G
	18x42		TTE2.R.1842	\$578	\$629	\$789	\$919	n/a	\$789	\$920
	18x48		TTE2.R.1848	\$603	\$664	\$842	\$977	\$970	\$842	\$941
	18x60		TTE2.R.1860	\$626	\$694	\$916	\$1,069	\$1,056	\$916	\$1,012
	18x72		TTE2.R.1872	\$723	\$799	\$1,047	\$1,202	\$1,195	\$1,047	\$1,157
	18x84	Legs Inset*	TTE2.R.1884	\$854	\$963	\$1,155	\$1,464	n/a	\$1,155	\$1,355
	18x96	Legs Inset*	TTE2.R.1896	\$897	\$1,036	\$1,213	\$1,525	n/a	\$1,213	\$1,419
	24x42		TTE2.R.2442	\$654	\$718	\$883	\$999	n/a	\$883	\$1,013
	24x48		TTE2.R.2448	\$662	\$730	\$896	\$1,037	\$1,037	\$896	\$1,031
	24x60		TTE2.R.2460	\$779	\$858	\$1,060	\$1,206	\$1,206	\$1,060	\$1,165
	24x72		TTE2.R.2472	\$827	\$933	\$1,155	\$1,339	\$1,339	\$1,155	\$1,253
	24x84	Legs Inset*	TTE2.R.2484	\$934	\$1,049	\$1,232	\$1,549	n/a	\$1,232	\$1,454
	24x96	Legs Inset*	TTE2.R.2496	\$997	\$1,162	\$1,319	\$1,645	n/a	\$1,319	\$1,556
	30x42		TTE2.R.3042	\$701	\$772	\$929	\$1,072	n/a	\$929	\$1,074
	30x48		TTE2.R.3048	\$726	\$809	\$981	\$1,134	\$1,134	\$981	\$1,095
	30x60		TTE2.R.3060	\$851	\$976	\$1,151	\$1,355	\$1,355	\$1,151	\$1,253
	30x72		TTE2.R.3072	\$905	\$1,046	\$1,248	\$1,472	\$1,472	\$1,248	\$1,364
	30x84	Legs Inset*	TTE2.R.3084	\$1,068	\$1,226	\$1,391	\$1,853	n/a	\$1,391	\$1,652
	30x96	Legs Inset*	TTE2.R.3096	\$1,123	\$1,285	\$1,481	\$1,963	n/a	\$1,481	\$1,751
	36x42		TTE2.R.3642	\$760	\$838	\$982	\$1,159	n/a	\$982	\$1,160
	36x48		TTE2.R.3648	\$785	\$872	\$1,029	\$1,218	n/a	\$1,029	\$1,194
	36x60		TTE2.R.3660	\$926	\$1,036	\$1,192	\$1,417	n/a	\$1,192	\$1,354
	36x72		TTE2.R.3672	\$988	\$1,117	\$1,305	\$1,526	n/a	\$1,305	\$1,530
	36x84	Legs Inset*	TTE2.R.3684	\$1,126	\$1,287	\$1,445	\$1,896	n/a	\$1,445	\$1,686
	36x96	Legs Inset*	TTE2.R.3696	\$1,180	\$1,357	\$1,453	\$1,944	n/a	\$1,453	\$1,742

*Legs will be inset from table edge.

ELEMENTS C-LEG TRAINING TABLE

PRICING

Fixed

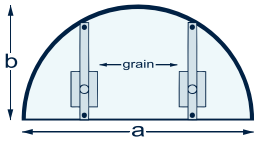
ORIGINAL LINES PRICING GUIDE

MAY 2024 V1.0




A EDGE BAND & T-EDGE	B EDGE BAND & T-EDGE	C EDGE BAND	D URETHANE EDGE	E URETHANE EDGE	F WOOD EDGE	G WOOD EDGE
 AB			 MA7F			
 EB	 EB9		 MT1F			
 EBR	 T10		 MT6F	 MT6Y		 WA2
 T4	 T8F	 PK4F	 MT9F	 MT9Y	 W2E	 WB1
A	B	C	D	E	F	G
\$740	\$835	\$1,093	\$1,226	n/a	\$1,093	\$1,199
\$865	\$995	\$1,278	\$1,434	n/a	\$1,278	\$1,417

Half-Round



SIZE A X B	BASIC MODEL	A	B	C	D	E	F	G
48x24	TTE2.H.4824	\$740	\$835	\$1,093	\$1,226	n/a	\$1,093	\$1,199
60x30	TTE2.H.6030	\$865	\$995	\$1,278	\$1,434	n/a	\$1,278	\$1,417



HOW TO ORDER

Model Number, Finishes, Options

MAY 2024 V1.0

Model Number

Basic Model + Edge* (ex: TTE.R.2448.EB)

*Click here to review all current SurfaceWorks edge options

Finish Selection

Click here to review all current SurfaceWorks finishes

Top Surface Finish

- Group 1 Laminate..... std
- Group 2 Laminate..... std
- Other Laminate/Material..... quote required

Top Edge Finish

- Standard Edge Color..... std
- Non-Standard Edge Color..... quote required

Base Finish

- P300 Black..... std
- P348 Designer White..... std
- P354 HM Medium Tone..... std
- P378 Sand..... std
- P387 HM Innertone Light..... std
- P406 Black Wrinkle..... std
- P431 Metallic Silver..... std
- P466 Champagne Metallic..... std
- Other Base Finish..... quote required

Base Foot Option: Fixed & Folding

- G Adjustable Glides..... std
- C Casters..... + \$127

Base Foot Option: Flip-Top

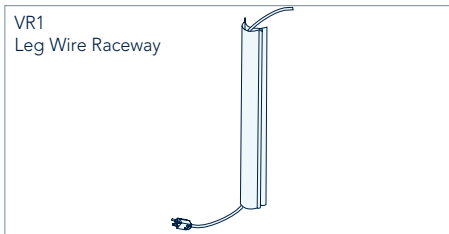
- C Casters..... std
- G Adjustable Glides..... optional + \$0

Featured Wire Management: VR1*

The VR1 Vertical Leg Wire Raceway is an extruded curved channel which allows for easy manipulation of wiring on curved legs. It features a hinge for easy access and mounts to the leg with double-sided foam tape.

*VR1 is an accessory to be ordered separately.

- AXW.VR1.22.300 VR1, 22", 300 Black..... \$85
- AXW.VR1.22.499 VR1, 22", 004 Folkstone..... \$85



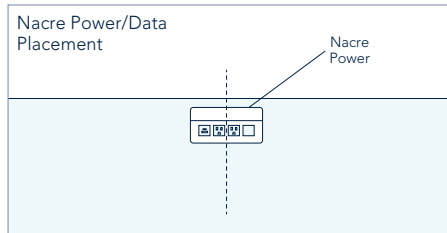
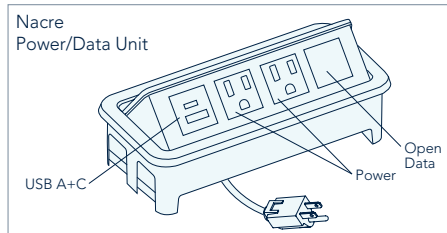
Other Wire Management

Please visit the Accessories section for additional Wire Management solutions.

Featured Power/Data Option: Nacre

Featured (default) power/data option includes one 3.5" x 7.25" Nacre pop-up unit with two power, one USB A+C, and one open data. Nacre is equipped with a 10' cord with a straight plug. Available colors include 004 Folkstone, 300 Black, and 699 White. Standard placement is centered along the back edge.

TP1 Nacre, One Unit Per Table + \$613



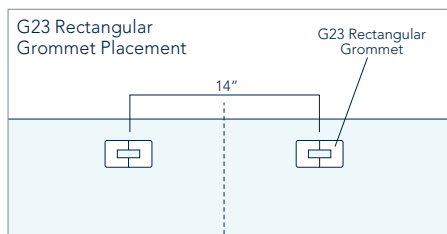
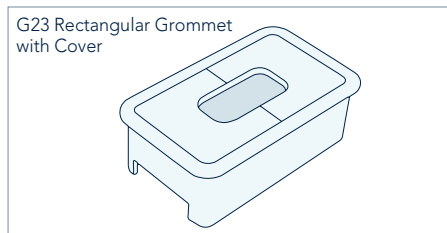
Other Power/Data

Please visit the Accessories Section for additional power/data solutions. Indicate power/data type, quantity per table, and placement.

Featured Grommet Option: G23

Featured (default) Grommet option includes two 2" x 3.5" G23 Rectangular Grommets with cover, placed 14" apart on center along the back edge of the Table Top. Available in 300 Black only.

TG2 Two G23 Rectangular Grommets + \$68



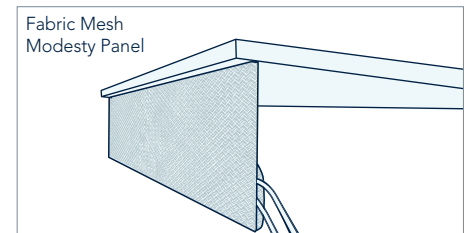
Other Grommets

Please visit the Accessories Section for additional Grommets.

Featured Modesty Panel Option: Fabric Mesh

The 8" deep Fabric Mesh Modesty Panel consists of fabric stretched over a lightweight frame with an easy-access wire-management pocket. Available as the default Modesty Panel option with rectangle Training Tables in 300 Black and 499 Silver, and lengths ranging from 42" to 96". Not available with Folding Training Tables or Medley Training Tables.

- M42 42" Fabric Mesh Modesty Panel..... + \$299
- M48 48" Fabric Mesh Modesty Panel..... + \$311
- M60 60" Fabric Mesh Modesty Panel..... + \$333
- M72 72" Fabric Mesh Modesty Panel..... + \$354
- M84 84" Fabric Mesh Modesty Panel..... + \$369
- M96 96" Fabric Mesh Modesty Panel..... + \$388



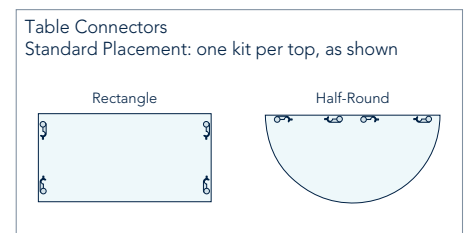
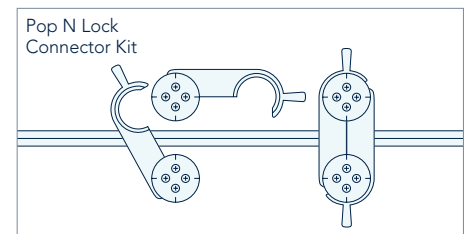
Other Modesty Panels

Please visit the Accessories Section for additional Modesty Panels.

Featured Connector Option: Pop N Lock

Featured (default) table connector option is Pop N Lock, installed, one kit per table, with standard placement as shown below. Table Connectors are not recommended for use with height-adjustable Training Tables.

TC1 Pop N Lock Connector Kit..... + \$146



Other Table Connectors

Please visit the Accessories Section for additional Table Connectors.

ELEMENTS T-LEG TRAINING TABLE

PRICING

Fixed

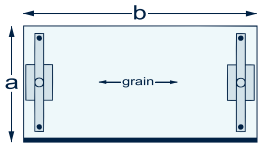
ORIGINAL LINES PRICING GUIDE

MAY 2024 V1.0



A EDGE BAND & T-EDGE	B EDGE BAND & T-EDGE	C EDGE BAND	D URETHANE EDGE	E URETHANE EDGE	F WOOD EDGE	G WOOD EDGE
AB	EB9	PK4F	MA7F	MT9Y	W2E	WA2
EB	T10		MT1F	MT6Y		WB1
EBR	T8F		MT6F			
T4			MT9F			

Rectangle



SIZE A X B	NOTES	BASIC MODEL	A	B	C	D	E	F	G
18x42		TTE.R.1842	\$578	\$629	\$789	\$919	n/a	\$789	\$920
18x48		TTE.R.1848	\$603	\$664	\$842	\$977	\$970	\$842	\$941
18x60		TTE.R.1860	\$626	\$694	\$916	\$1,069	\$1,056	\$916	\$1,012
18x72		TTE.R.1872	\$723	\$799	\$1,047	\$1,202	\$1,195	\$1,047	\$1,157
18x84	Legs Inset*	TTE.R.1884	\$854	\$963	\$1,155	\$1,464	n/a	\$1,155	\$1,355
18x96	Legs Inset*	TTE.R.1896	\$897	\$1,036	\$1,213	\$1,525	n/a	\$1,213	\$1,419
24x42		TTE.R.2442	\$654	\$718	\$883	\$999	n/a	\$883	\$1,013
24x48		TTE.R.2448	\$662	\$730	\$896	\$1,037	\$1,037	\$896	\$1,031
24x60		TTE.R.2460	\$779	\$858	\$1,060	\$1,206	\$1,206	\$1,060	\$1,165
24x72		TTE.R.2472	\$827	\$933	\$1,155	\$1,339	\$1,339	\$1,155	\$1,253
24x84	Legs Inset*	TTE.R.2484	\$934	\$1,049	\$1,232	\$1,549	n/a	\$1,232	\$1,454
24x96	Legs Inset*	TTE.R.2496	\$997	\$1,162	\$1,319	\$1,645	n/a	\$1,319	\$1,556
30x42		TTE.R.3042	\$701	\$772	\$929	\$1,072	n/a	\$929	\$1,074
30x48		TTE.R.3048	\$726	\$809	\$981	\$1,134	\$1,134	\$981	\$1,095
30x60		TTE.R.3060	\$851	\$976	\$1,151	\$1,355	\$1,355	\$1,151	\$1,253
30x72		TTE.R.3072	\$905	\$1,046	\$1,248	\$1,472	\$1,472	\$1,248	\$1,364
30x84	Legs Inset*	TTE.R.3084	\$1,068	\$1,226	\$1,391	\$1,853	n/a	\$1,391	\$1,652
30x96	Legs Inset*	TTE.R.3096	\$1,123	\$1,285	\$1,481	\$1,963	n/a	\$1,481	\$1,751
36x42		TTE.R.3642	\$760	\$838	\$982	\$1,159	n/a	\$982	\$1,160
36x48		TTE.R.3648	\$785	\$872	\$1,029	\$1,218	n/a	\$1,029	\$1,194
36x60		TTE.R.3660	\$926	\$1,036	\$1,192	\$1,417	n/a	\$1,192	\$1,354
36x72		TTE.R.3672	\$988	\$1,117	\$1,305	\$1,526	n/a	\$1,305	\$1,530
36x84	Legs Inset*	TTE.R.3684	\$1,126	\$1,287	\$1,445	\$1,896	n/a	\$1,445	\$1,686
36x96	Legs Inset*	TTE.R.3696	\$1,180	\$1,357	\$1,453	\$1,944	n/a	\$1,453	\$1,742

*Legs will be inset from table edge.

ELEMENTS T-LEG TRAINING TABLE

PRICING

Fixed

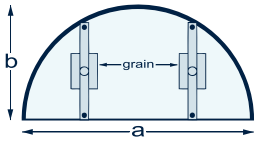
ORIGINAL LINES PRICING GUIDE

MAY 2024 V1.0



A EDGE BAND & T-EDGE	B EDGE BAND & T-EDGE	C EDGE BAND	D URETHANE EDGE	E URETHANE EDGE	F WOOD EDGE	G WOOD EDGE
AB			MA7F			
EB	EB9		MT1F			
EBR	T10		MT6F	MT6Y		WA2
T4	T8F	PK4F	MT9F	MT9Y	W2E	WB1
A	B	C	D	E	F	G
\$741	\$836	\$1,094	\$1,227	n/a	\$1,094	\$1,200
\$865	\$995	\$1,278	\$1,434	n/a	\$1,278	\$1,417

Half-Round

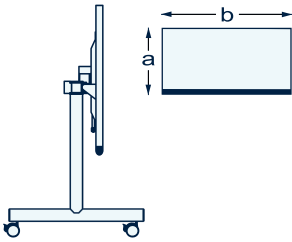


SIZE A X B	BASIC MODEL	A	B	C	D	E	F	G
48x24	TTE.H.4824	\$741	\$836	\$1,094	\$1,227	n/a	\$1,094	\$1,200
60x30	TTE.H.6030	\$865	\$995	\$1,278	\$1,434	n/a	\$1,278	\$1,417



A EDGE BAND & T-EDGE	B EDGE BAND & T-EDGE	C EDGE BAND	D URETHANE EDGE	E URETHANE EDGE	F WOOD EDGE	G WOOD EDGE
AB			MA7F			
EB	EB9		MT1F			
EBR	T10		MT6F	MT6Y		WA2
T4	T8F	PK4F	MT9F	MT9Y	W2E	WB1

Rectangle



SIZE A X B	NOTES	BASIC MODEL	A	B	C	D	E	F	G
18x48		TTEE.R.1848	\$1,117	\$1,178	\$1,356	\$1,491	\$1,484	\$1,356	\$1,455
18x60		TTEE.R.1860	\$1,182	\$1,250	\$1,472	\$1,625	\$1,612	\$1,472	\$1,568
18x72		TTEE.R.1872	\$1,228	\$1,304	\$1,552	\$1,707	\$1,700	\$1,552	\$1,662
18x84	Legs Inset*	TTEE.R.1884	\$1,361	\$1,470	\$1,662	\$1,971	n/a	\$1,662	\$1,862
24x48		TTEE.R.2448	\$1,134	\$1,202	\$1,368	\$1,509	\$1,509	\$1,368	\$1,503
24x60		TTEE.R.2460	\$1,223	\$1,302	\$1,504	\$1,650	\$1,650	\$1,504	\$1,609
24x72		TTEE.R.2472	\$1,291	\$1,397	\$1,619	\$1,803	\$1,803	\$1,619	\$1,717
24x84	Legs Inset*	TTEE.R.2484	\$1,398	\$1,513	\$1,696	\$2,013	n/a	\$1,696	\$1,918
30x48		TTEE.R.3048	\$1,190	\$1,273	\$1,445	\$1,598	\$1,598	\$1,445	\$1,559
30x60		TTEE.R.3060	\$1,287	\$1,412	\$1,587	\$1,791	\$1,791	\$1,587	\$1,689
30x72		TTEE.R.3072	\$1,361	\$1,502	\$1,704	\$1,928	\$1,928	\$1,704	\$1,820
30x84	Legs Inset*	TTEE.R.3084	\$1,525	\$1,683	\$1,848	\$2,310	n/a	\$1,848	\$2,109

*Legs will be inset from table edge.

ELEMENTS T-LEG TRAINING TABLE

PRICING
Folding

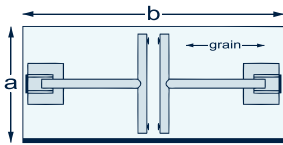
ORIGINAL LINES PRICING GUIDE

MAY 2024 V1.0



A EDGE BAND & T-EDGE	B EDGE BAND & T-EDGE	C EDGE BAND	D URETHANE EDGE	E URETHANE EDGE	F WOOD EDGE	G WOOD EDGE
AB	EB9		MA7F			
EB	T10		MT1F			
EBR	T8F	PK4F	MT6F	MT6Y		WA2
T4			MT9F	MT9Y	W2E	WB1

Rectangle



SIZE A X B	NOTES	BASIC MODEL	A	B	C	D	E	F	G
24x42		TTEF.R.2442	\$1,257	\$1,321	\$1,486	\$1,602	n/a	\$1,486	\$1,616
24x48		TTEF.R.2448	\$1,264	\$1,332	\$1,498	\$1,639	\$1,639	\$1,498	\$1,633
24x60		TTEF.R.2460	\$1,388	\$1,467	\$1,669	\$1,815	\$1,815	\$1,669	\$1,774
24x72		TTEF.R.2472	\$1,435	\$1,541	\$1,763	\$1,947	\$1,947	\$1,763	\$1,861
24x84	Legs Inset*	TTEF.R.2484	\$1,542	\$1,657	\$1,840	\$2,157	n/a	\$1,840	\$2,062
24x96	Legs Inset*	TTEF.R.2496	\$1,606	\$1,771	\$1,928	\$2,254	n/a	\$1,928	\$2,165
30x42		TTEF.R.3042	\$1,302	\$1,373	\$1,530	\$1,673	n/a	\$1,530	\$1,675
30x48		TTEF.R.3048	\$1,329	\$1,412	\$1,584	\$1,737	\$1,737	\$1,584	\$1,698
30x60		TTEF.R.3060	\$1,459	\$1,584	\$1,759	\$1,963	\$1,963	\$1,759	\$1,861
30x72		TTEF.R.3072	\$1,513	\$1,654	\$1,856	\$2,080	\$2,080	\$1,856	\$1,972
30x84	Legs Inset*	TTEF.R.3084	\$1,676	\$1,834	\$1,999	\$2,461	n/a	\$1,999	\$2,260
30x96	Legs Inset*	TTEF.R.3096	\$1,731	\$1,893	\$2,089	\$2,571	n/a	\$2,089	\$2,359
36x42		TTEF.R.3642	\$1,362	\$1,440	\$1,584	\$1,761	n/a	\$1,584	\$1,762
36x48		TTEF.R.3648	\$1,387	\$1,474	\$1,631	\$1,820	n/a	\$1,631	\$1,796
36x60		TTEF.R.3660	\$1,534	\$1,644	\$1,800	\$2,025	n/a	\$1,800	\$1,962
36x72		TTEF.R.3672	\$1,596	\$1,725	\$1,913	\$2,134	n/a	\$1,913	\$2,138
36x84	Legs Inset*	TTEF.R.3684	\$1,734	\$1,895	\$2,053	\$2,504	n/a	\$2,053	\$2,294
36x96	Legs Inset*	TTEF.R.3696	\$1,790	\$1,967	\$2,063	\$2,554	n/a	\$2,063	\$2,352

*Legs will be inset from table edge.



HOW TO ORDER

Model Number, Finishes, Options

MAY 2024 V1.0

Model Number

Basic Model + Edge* (ex: FDC.R.3072.T10)

*Click here to review all current SurfaceWorks edge options

Finish Selection

Click here to review all current SurfaceWorks finishes

Top Surface Finish

- Group 1 Laminate..... std
- Group 2 Laminate..... std
- Other Laminate/Material..... quote required

Top Edge Finish

- Standard Edge Color..... std
- Non-Standard Edge Color..... quote required

Base Finish

- P300 Black..... std
- P348 Designer White..... std
- P354 HM Medium Tone..... std
- P378 Sand..... std
- P387 HM Innertone Light..... std
- P406 Black Wrinkle..... std
- P431 Metallic Silver..... std
- P466 Champagne Metallic..... std
- Other Base Finish..... quote required

Base Foot Option

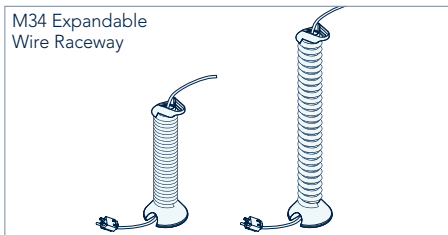
- G Adjustable Glides..... std
 - C Casters*..... + \$127
- *Casters add 2" to minimum & maximum height of height adjustable tables

Featured Wire Management: M34

The M34 Expandable Wire Raceway is an accordion-style plastic wire manager featuring a weighted base. It mounts easily to the underside of the top and channels cabling through the coils, which expand and contract to accommodate heights up to 41."

*M34 Expandable Wire Raceway is an accessory to be ordered as a separate line item.

- AXW.M34.300 M34, 300 Black..... \$353
- AXW.M34.499 M34, 499 Silver..... \$353
- AXW.M34.699 M34, 699 White..... \$353



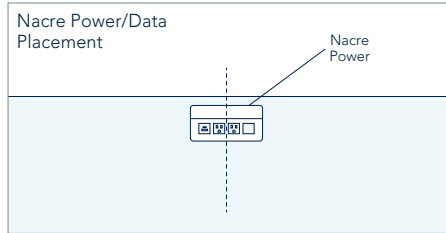
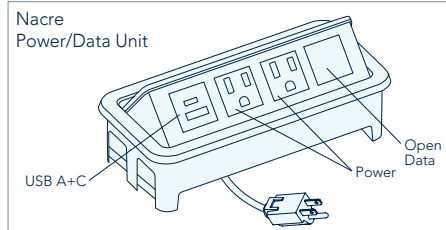
Other Wire Management

Please visit the Accessories section for additional Wire Management solutions.

Featured Power/Data Option: Nacre

Featured (default) power/data option includes one 3.5" x 7.25" Nacre pop-up unit with two power, one USB A+C, and one open data. Nacre is equipped with a 10' cord with a straight plug. Available colors include 004 Folkstone, 300 Black, and 699 White. Standard placement is centered along the back edge.

TP1 Nacre, One Unit Per Table + \$613



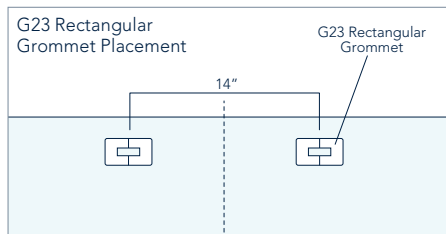
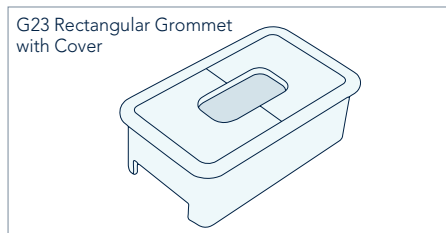
Other Power/Data

Please visit the Accessories Section for additional power/data solutions. Indicate power/data type, quantity per table, and placement.

Featured Grommet Option: G23

Featured (default) Grommet option includes two 2" x 3.5" G23 Rectangular Grommets with cover, placed 14" apart on center along the back edge of the Table Top. Available in 300 Black only.

TG2 Two G23 Rectangular Grommets..... + \$68



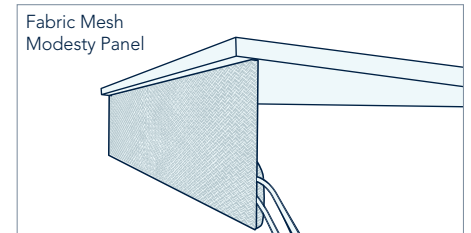
Other Grommets

Please visit the Accessories Section for additional Grommets.

Featured Modesty Panel Option: Fabric Mesh

The 8" deep Fabric Mesh Modesty Panel consists of fabric stretched over a lightweight frame with an easy-access wire-management pocket. Available as the default Modesty Panel option with rectangle Training Tables in 300 Black and 499 Silver, and lengths ranging from 42" to 96". Not available with Folding Training Tables or Medley Training Tables.

- M42 42" Fabric Mesh Modesty Panel..... + \$299
- M48 48" Fabric Mesh Modesty Panel..... + \$311
- M60 60" Fabric Mesh Modesty Panel..... + \$333
- M72 72" Fabric Mesh Modesty Panel..... + \$354
- M84 84" Fabric Mesh Modesty Panel..... + \$369
- M96 96" Fabric Mesh Modesty Panel..... + \$388



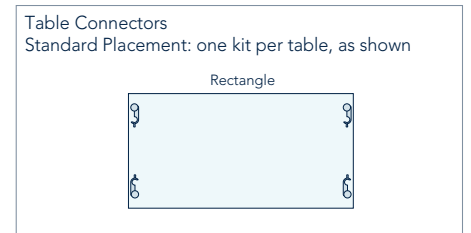
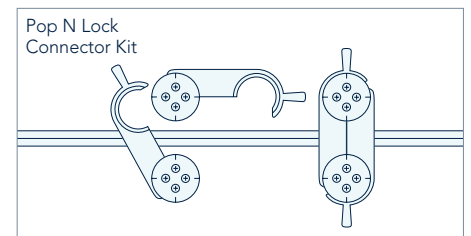
Other Modesty Panels

Please visit the Accessories Section for additional Modesty Panels.

Featured Connector Option: Pop N Lock

Featured (default) table connector option is Pop N Lock, installed, one kit per table, with standard placement as shown below. Table Connectors are not recommended for use with height-adjustable Training Tables.

TC1 Pop N Lock Connector Kit..... + \$146



Other Table Connectors

Please visit the Accessories Section for additional Table Connectors.

FREEDOM C-LEG TRAINING TABLE

PRICING

Fixed


ORIGINAL LINES PRICING GUIDE

MAY 2024 V1.0



A EDGE BAND & T-EDGE	B EDGE BAND & T-EDGE	C EDGE BAND	D URETHANE EDGE	E URETHANE EDGE	F WOOD EDGE	G WOOD EDGE
AB	EB9	PK4F	MA7F	MT6Y	W2E	WA2
EB	T10		MT1F	MT6F		WB1
EBR	T8F		MT9F	MT9Y		
T4						

Rectangle



SIZE A X B	NOTES	BASIC MODEL	A	B	C	D	E	F	G
			A	B	C	D	E	F	G
24x36		FDC.R.2436	\$884	\$945	\$1,056	\$1,208	\$1,082	\$1,056	\$1,161
24x42		FDC.R.2442	\$903	\$967	\$1,132	\$1,248	n/a	\$1,132	\$1,262
24x48		FDC.R.2448	\$912	\$980	\$1,146	\$1,287	\$1,287	\$1,146	\$1,281
24x54		FDC.R.2454	\$949	\$1,018	\$1,193	\$1,340	n/a	\$1,193	\$1,331
24x60		FDC.R.2460	\$965	\$1,044	\$1,246	\$1,392	\$1,392	\$1,246	\$1,351
24x66		FDC.R.2466	\$1,067	\$1,159	\$1,366	\$1,538	n/a	\$1,366	\$1,486
24x72		FDC.R.2472	\$1,078	\$1,184	\$1,406	\$1,590	\$1,590	\$1,406	\$1,504
24x84	Legs Inset*	FDC.R.2484	\$1,197	\$1,312	\$1,495	\$1,812	n/a	\$1,495	\$1,717
24x96	Legs Inset*	FDC.R.2496	\$1,274	\$1,439	\$1,596	\$1,922	n/a	\$1,596	\$1,833
30x36		FDC.R.3036	\$956	\$1,020	\$1,174	\$1,309	n/a	\$1,174	\$1,302
30x42		FDC.R.3042	\$986	\$1,057	\$1,214	\$1,357	n/a	\$1,214	\$1,359
30x48		FDC.R.3048	\$1,012	\$1,095	\$1,267	\$1,420	\$1,420	\$1,267	\$1,381
30x54		FDC.R.3054	\$1,050	\$1,142	\$1,314	\$1,471	n/a	\$1,314	\$1,436
30x60		FDC.R.3060	\$1,078	\$1,203	\$1,378	\$1,582	\$1,582	\$1,378	\$1,480
30x66		FDC.R.3066	\$1,175	\$1,303	\$1,481	\$1,688	n/a	\$1,481	\$1,602
30x72		FDC.R.3072	\$1,194	\$1,335	\$1,537	\$1,761	\$1,761	\$1,537	\$1,653
30x84	Legs Inset*	FDC.R.3084	\$1,374	\$1,532	\$1,697	\$2,159	n/a	\$1,697	\$1,958
30x96	Legs Inset*	FDC.R.3096	\$1,442	\$1,604	\$1,800	\$2,282	n/a	\$1,800	\$2,070

*Legs will be inset from table edge.

FREEDOM C-LEG TRAINING TABLE

PRICING

Pin Height Adjustable - Range: 27" - 44"


ORIGINAL LINES PRICING GUIDE

MAY 2024 V1.0



A EDGE BAND & T-EDGE	B EDGE BAND & T-EDGE	C EDGE BAND	D URETHANE EDGE	E URETHANE EDGE	F WOOD EDGE	G WOOD EDGE
AB	EB9	PK4F	MA7F	MT9Y	W2E	WB1
EB	T10		MT1F	MT6Y		WA2
EBR	T8F		MT6F			
T4			MT9F			

Rectangle



SIZE A X B	NOTES	BASIC MODEL	A	B	C	D	E	F	G
24x36		FDCM.R.2436	\$1,114	\$1,175	\$1,286	\$1,438	\$1,312	\$1,286	\$1,391
24x42		FDCM.R.2442	\$1,135	\$1,199	\$1,364	\$1,480	n/a	\$1,364	\$1,494
24x48		FDCM.R.2448	\$1,143	\$1,211	\$1,377	\$1,518	\$1,518	\$1,377	\$1,512
24x54		FDCM.R.2454	\$1,180	\$1,249	\$1,424	\$1,571	n/a	\$1,424	\$1,562
24x60		FDCM.R.2460	\$1,197	\$1,276	\$1,478	\$1,624	\$1,624	\$1,478	\$1,583
24x66		FDCM.R.2466	\$1,297	\$1,389	\$1,596	\$1,768	n/a	\$1,596	\$1,716
24x72		FDCM.R.2472	\$1,308	\$1,414	\$1,636	\$1,820	\$1,820	\$1,636	\$1,734
24x84	Legs Inset*	FDCM.R.2484	\$1,427	\$1,542	\$1,725	\$2,042	n/a	\$1,725	\$1,947
30x36		FDCM.R.3036	\$1,309	\$1,373	\$1,527	\$1,662	n/a	\$1,527	\$1,655
30x42		FDCM.R.3042	\$1,339	\$1,410	\$1,567	\$1,710	n/a	\$1,567	\$1,712
30x48		FDCM.R.3048	\$1,366	\$1,449	\$1,621	\$1,774	\$1,774	\$1,621	\$1,735
30x54		FDCM.R.3054	\$1,403	\$1,495	\$1,667	\$1,824	n/a	\$1,667	\$1,789
30x60		FDCM.R.3060	\$1,432	\$1,557	\$1,732	\$1,936	\$1,936	\$1,732	\$1,834
30x66		FDCM.R.3066	\$1,528	\$1,656	\$1,834	\$2,041	n/a	\$1,834	\$1,955
30x72		FDCM.R.3072	\$1,548	\$1,689	\$1,891	\$2,115	\$2,115	\$1,891	\$2,007
30x84	Legs Inset*	FDCM.R.3084	\$1,727	\$1,885	\$2,050	\$2,512	n/a	\$2,050	\$2,311
36x42		FDCM.R.3642	\$1,403	\$1,481	\$1,625	\$1,802	n/a	\$1,625	\$1,803
36x48		FDCM.R.3648	\$1,432	\$1,519	\$1,676	\$1,865	n/a	\$1,676	\$1,841
36x54		FDCM.R.3654	\$1,506	\$1,607	\$1,757	\$1,952	n/a	\$1,757	\$1,919
36x60		FDCM.R.3660	\$1,511	\$1,621	\$1,777	\$2,002	n/a	\$1,777	\$1,939
36x66		FDCM.R.3666	\$1,631	\$1,750	\$1,950	\$2,148	n/a	\$1,950	\$2,157
36x72		FDCM.R.3672	\$1,640	\$1,769	\$1,957	\$2,178	n/a	\$1,957	\$2,182
36x84	Legs Inset*	FDCM.R.3684	\$1,793	\$1,954	\$2,112	\$2,563	n/a	\$2,112	\$2,353

*Legs will be inset from table edge.



HOW TO ORDER

Model Number, Finishes, Options

MAY 2024 V1.0

Model Number

Basic Model + Edge* (ex: FDT.R.3060.EB)

*Click here to review all current SurfaceWorks edge options

Finish Selection

Click here to review all current SurfaceWorks finishes

Top Surface Finish

- Group 1 Laminate..... std
- Group 2 Laminate..... std
- Other Laminate/Material..... quote required

Top Edge Finish

- Standard Edge Color..... std
- Non-Standard Edge Color..... quote required

Base Finish

- P300 Black..... std
- P348 Designer White..... std
- P354 HM Medium Tone..... std
- P378 Sand..... std
- P387 HM Innertone Light..... std
- P406 Black Wrinkle..... std
- P431 Metallic Silver..... std
- P466 Champagne Metallic..... std
- Other Base Finish..... quote required

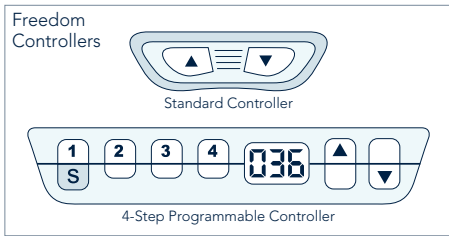
Base Foot Option

- G Adjustable Glides..... std
 - C Casters*..... + \$127
- *Casters add 2" to minimum & maximum height of height adjustable tables.

4-Step Programmable Controller Option

An option with Freedom Electric Height Adjustable Training Tables, 4-step Programmable Digital Controller lifts and lowers your table to your personal height preference settings.

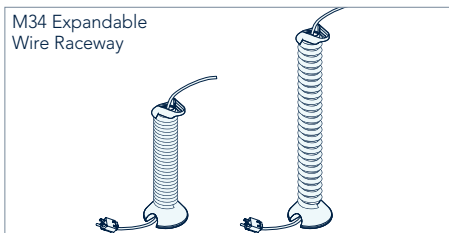
- STC Standard Controller..... std
- 4SC 4-Step Programmable Controller..... + \$128



Featured Wire Management: M34*

Suitable for height adjustable training tables, the M34 is an accordion-style plastic wire manager that expands up to 41". *M34 Expandable Wire Raceway is an accessory to be ordered as a separate line item.

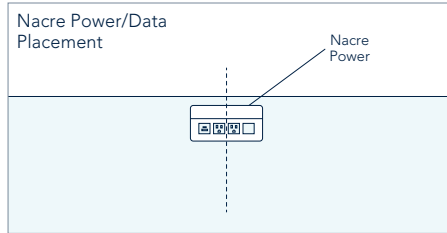
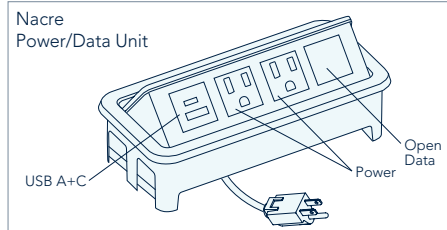
- AXW.M34.300 M34, 300 Black..... \$353
- AXW.M34.499 M34, 499 Silver..... \$353
- AXW.M34.699 M34, 699 White..... \$353



Featured Power/Data Option: Nacre

Featured (default) power/data option includes one 3.5" x 7.25" Nacre pop-up unit with two power, one USB A+C, and one open data. Nacre is equipped with a 10' cord with a straight plug. Available colors include 004 Folkstone, 300 Black, and 699 White. Standard placement is centered along the back edge.

- TP1 Nacre, One Unit Per Table..... + \$613



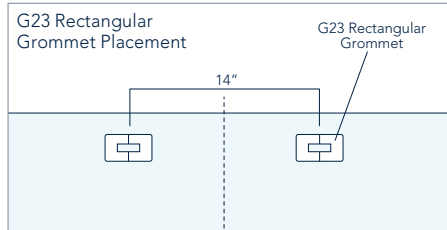
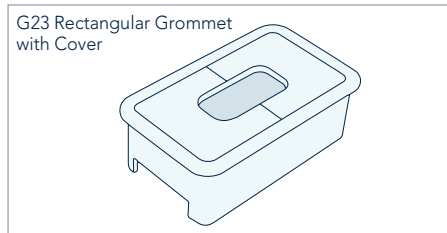
Other Power/Data

Please visit the Accessories Section for additional power/data solutions. Indicate power/data type, quantity per table, and placement.

Featured Grommet Option: G23

Featured (default) Grommet option includes two 2" x 3.5" G23 Rectangular Grommets with cover, placed 14" apart on center along the back edge of the Table Top. Available in 300 Black only.

- TG2 Two G23 Rectangular Grommets..... + \$68



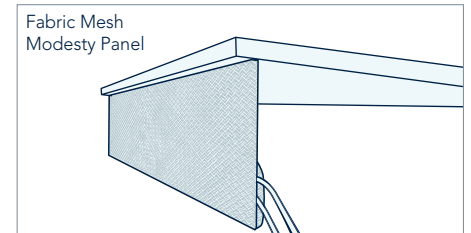
Other Grommets

Please visit the Accessories Section for additional Grommets.

Featured Modesty Panel Option: Fabric Mesh

The 8" deep Fabric Mesh Modesty Panel consists of fabric stretched over a lightweight frame with an easy-access wire-management pocket. Available as the default Modesty Panel option with rectangle Training Tables in 300 Black and 499 Silver, and lengths ranging from 42" to 96". Not available with Folding Training Tables or Medley Training Tables.

- M42 42" Fabric Mesh Modesty Panel..... + \$299
- M48 48" Fabric Mesh Modesty Panel..... + \$311
- M60 60" Fabric Mesh Modesty Panel..... + \$333
- M72 72" Fabric Mesh Modesty Panel..... + \$354
- M84 84" Fabric Mesh Modesty Panel..... + \$369
- M96 96" Fabric Mesh Modesty Panel..... + \$388



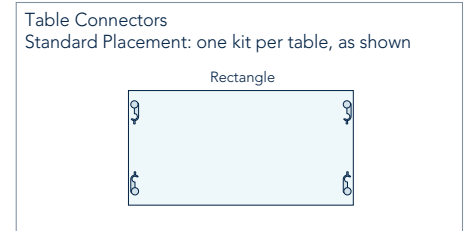
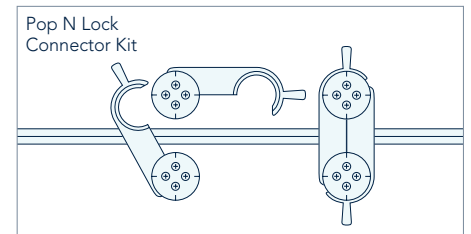
Other Modesty Panels

Please visit the Accessories Section for additional Modesty Panels.

Featured Connector Option: Pop N Lock

Featured (default) table connector option is Pop N Lock, installed, one kit per table, with standard placement as shown below. Table Connectors are not recommended for use with height-adjustable Training Tables.

- TC1 Pop N Lock Connector Kit..... + \$146



Other Table Connectors

Please visit the Accessories Section for additional Table Connectors.

FREEDOM T-LEG TRAINING TABLE

PRICING

Fixed


ORIGINAL LINES PRICING GUIDE

MAY 2024 V1.0



A EDGE BAND & T-EDGE	B EDGE BAND & T-EDGE	C EDGE BAND	D URETHANE EDGE	E URETHANE EDGE	F WOOD EDGE	G WOOD EDGE
AB	EB9	PK4F	MA7F	MT6Y	W2E	WA2
EB	T10	T8F	MT1F	MT9Y	W2E	WB1
EBR	T4	T8F	MT6F	MT9Y	W2E	WB1
T4	T8F	PK4F	MT9F	MT9Y	W2E	WB1

Rectangle



SIZE A X B	NOTES	BASIC MODEL	A	B	C	D	E	F	G
18x36		FDT.R.1836	\$799	\$846	\$976	\$1,090	n/a	\$976	\$1,077
18x42		FDT.R.1842	\$823	\$874	\$1,034	\$1,164	n/a	\$1,034	\$1,165
18x48		FDT.R.1848	\$848	\$909	\$1,087	\$1,222	\$1,215	\$1,087	\$1,186
18x60		FDT.R.1860	\$876	\$944	\$1,166	\$1,319	\$1,306	\$1,166	\$1,262
18x72		FDT.R.1872	\$963	\$1,039	\$1,287	\$1,442	\$1,435	\$1,287	\$1,397
18x84	Legs Inset*	FDT.R.1884	\$1,110	\$1,219	\$1,411	\$1,720	n/a	\$1,411	\$1,611
18x96	Legs Inset*	FDT.R.1896	\$1,164	\$1,303	\$1,480	\$1,792	n/a	\$1,480	\$1,686
24x36		FDT.R.2436	\$884	\$945	\$1,056	\$1,208	\$1,082	\$1,056	\$1,161
24x42		FDT.R.2442	\$903	\$967	\$1,132	\$1,248	n/a	\$1,132	\$1,262
24x48		FDT.R.2448	\$912	\$980	\$1,146	\$1,287	\$1,287	\$1,146	\$1,281
24x54		FDT.R.2454	\$949	\$1,018	\$1,193	\$1,340	n/a	\$1,193	\$1,331
24x60		FDT.R.2460	\$965	\$1,044	\$1,246	\$1,392	\$1,392	\$1,246	\$1,351
24x66		FDT.R.2466	\$1,067	\$1,159	\$1,366	\$1,538	n/a	\$1,366	\$1,486
24x72		FDT.R.2472	\$1,078	\$1,184	\$1,406	\$1,590	\$1,590	\$1,406	\$1,504
24x84	Legs Inset*	FDT.R.2484	\$1,197	\$1,312	\$1,495	\$1,812	n/a	\$1,495	\$1,717
24x96	Legs Inset*	FDT.R.2496	\$1,274	\$1,439	\$1,596	\$1,922	n/a	\$1,596	\$1,833
30x36		FDT.R.3036	\$956	\$1,020	\$1,174	\$1,309	n/a	\$1,174	\$1,302
30x42		FDT.R.3042	\$986	\$1,057	\$1,214	\$1,357	n/a	\$1,214	\$1,359
30x48		FDT.R.3048	\$1,012	\$1,095	\$1,267	\$1,420	\$1,420	\$1,267	\$1,381
30x54		FDT.R.3054	\$1,050	\$1,142	\$1,314	\$1,471	n/a	\$1,314	\$1,436
30x60		FDT.R.3060	\$1,078	\$1,203	\$1,378	\$1,582	\$1,582	\$1,378	\$1,480
30x66		FDT.R.3066	\$1,175	\$1,303	\$1,481	\$1,688	n/a	\$1,481	\$1,602
30x72		FDT.R.3072	\$1,194	\$1,335	\$1,537	\$1,761	\$1,761	\$1,537	\$1,653
30x84	Legs Inset*	FDT.R.3084	\$1,374	\$1,532	\$1,697	\$2,159	n/a	\$1,697	\$1,958
30x96	Legs Inset*	FDT.R.3096	\$1,442	\$1,604	\$1,800	\$2,282	n/a	\$1,800	\$2,070

*Legs will be inset from table edge.

FREEDOM T-LEG TRAINING TABLE

PRICING

Pin Height Adjustable - Range: 27" - 44"


ORIGINAL LINES PRICING GUIDE

MAY 2024 V1.0



A EDGE BAND & T-EDGE	B EDGE BAND & T-EDGE	C EDGE BAND	D URETHANE EDGE	E URETHANE EDGE	F WOOD EDGE	G WOOD EDGE
AB	EB9	PK4F	MA7F	MT6Y	W2E	WA2
EB	T10		MT1F	MT9Y		WB1
EBR	T8F		MT6F			
T4			MT9F			

Rectangle



SIZE A X B	NOTES	BASIC MODEL	A	B	C	D	E	F	G
18x36		FDTM.R.1836	\$1,063	\$1,110	\$1,240	\$1,354	n/a	\$1,240	\$1,341
18x42		FDTM.R.1842	\$1,087	\$1,138	\$1,298	\$1,428	n/a	\$1,298	\$1,429
18x48		FDTM.R.1848	\$1,111	\$1,172	\$1,350	\$1,485	\$1,478	\$1,350	\$1,449
18x60		FDTM.R.1860	\$1,138	\$1,206	\$1,428	\$1,581	\$1,568	\$1,428	\$1,524
18x72		FDTM.R.1872	\$1,226	\$1,302	\$1,550	\$1,705	\$1,698	\$1,550	\$1,660
18x84	Legs Inset*	FDTM.R.1884	\$1,371	\$1,480	\$1,672	\$1,981	n/a	\$1,672	\$1,872
24x36		FDTM.R.2436	\$1,114	\$1,175	\$1,286	\$1,438	\$1,312	\$1,286	\$1,391
24x42		FDTM.R.2442	\$1,135	\$1,199	\$1,364	\$1,480	n/a	\$1,364	\$1,494
24x48		FDTM.R.2448	\$1,143	\$1,211	\$1,377	\$1,518	\$1,518	\$1,377	\$1,512
24x54		FDTM.R.2454	\$1,180	\$1,249	\$1,424	\$1,571	n/a	\$1,424	\$1,562
24x60		FDTM.R.2460	\$1,197	\$1,276	\$1,478	\$1,624	\$1,624	\$1,478	\$1,583
24x66		FDTM.R.2466	\$1,297	\$1,389	\$1,596	\$1,768	n/a	\$1,596	\$1,716
24x72		FDTM.R.2472	\$1,308	\$1,414	\$1,636	\$1,820	\$1,820	\$1,636	\$1,734
24x84	Legs Inset*	FDTM.R.2484	\$1,427	\$1,542	\$1,725	\$2,042	n/a	\$1,725	\$1,947
30x36		FDTM.R.3036	\$1,168	\$1,232	\$1,386	\$1,521	n/a	\$1,386	\$1,514
30x42		FDTM.R.3042	\$1,199	\$1,270	\$1,427	\$1,570	n/a	\$1,427	\$1,572
30x48		FDTM.R.3048	\$1,226	\$1,309	\$1,481	\$1,634	\$1,634	\$1,481	\$1,595
30x54		FDTM.R.3054	\$1,263	\$1,355	\$1,527	\$1,684	n/a	\$1,527	\$1,649
30x60		FDTM.R.3060	\$1,291	\$1,416	\$1,591	\$1,795	\$1,795	\$1,591	\$1,693
30x66		FDTM.R.3066	\$1,388	\$1,516	\$1,694	\$1,901	n/a	\$1,694	\$1,815
30x72		FDTM.R.3072	\$1,408	\$1,549	\$1,751	\$1,975	\$1,975	\$1,751	\$1,867
30x84	Legs Inset*	FDTM.R.3084	\$1,586	\$1,744	\$1,909	\$2,371	n/a	\$1,909	\$2,170
36x42		FDTM.R.3642	\$1,263	\$1,341	\$1,485	\$1,662	n/a	\$1,485	\$1,663
36x48		FDTM.R.3648	\$1,291	\$1,378	\$1,535	\$1,724	n/a	\$1,535	\$1,700
36x54		FDTM.R.3654	\$1,366	\$1,467	\$1,617	\$1,812	n/a	\$1,617	\$1,779
36x60		FDTM.R.3660	\$1,371	\$1,481	\$1,637	\$1,862	n/a	\$1,637	\$1,799

*Legs will be inset from table edge.

FREEDOM T-LEG TRAINING TABLE

PRICING

Pin Height Adjustable - Range: 27" - 44"


ORIGINAL LINES PRICING GUIDE

MAY 2024 V1.0



A EDGE BAND & T-EDGE	B EDGE BAND & T-EDGE	C EDGE BAND	D URETHANE EDGE	E URETHANE EDGE	F WOOD EDGE	G WOOD EDGE
AB			MA7F			
EB	EB9		MT1F			
EBR	T10		MT6F	MT6Y		WA2
T4	T8F	PK4F	MT9F	MT9Y	W2E	WB1

Rectangle



SIZE A X B	NOTES	BASIC MODEL	A	B	C	D	E	F	G
36x66		FDTM.R.3666	\$1,490	\$1,609	\$1,809	\$2,007	n/a	\$1,809	\$2,016
36x72		FDTM.R.3672	\$1,500	\$1,629	\$1,817	\$2,038	n/a	\$1,817	\$2,042
36x84	Legs Inset*	FDTM.R.3684	\$1,653	\$1,814	\$1,972	\$2,423	n/a	\$1,972	\$2,213

*Legs will be inset from table edge.

FREEDOM T-LEG TRAINING TABLE

PRICING

Crank Height Adjustable - Range: 27" - 46"

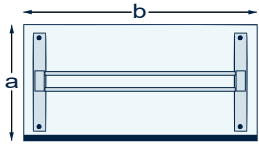
ORIGINAL LINES PRICING GUIDE

MAY 2024 V1.0



A EDGE BAND & T-EDGE	B EDGE BAND & T-EDGE	C EDGE BAND	D URETHANE EDGE	E URETHANE EDGE	F WOOD EDGE	G WOOD EDGE
AB			MA7F			
EB	EB9		MT1F			
EBR	T10		MT6F	MT6Y		WA2
T4	T8F	PK4F	MT9F	MT9Y	W2E	WB1

Rectangle



SIZE A X B	NOTES	BASIC MODEL	A	B	C	D	E	F	G
24x36		FDTC.R.2436	\$2,286	\$2,347	\$2,458	\$2,610	\$2,484	\$2,458	\$2,563
24x42		FDTC.R.2442	\$2,340	\$2,404	\$2,569	\$2,685	n/a	\$2,569	\$2,699
24x48		FDTC.R.2448	\$2,386	\$2,454	\$2,620	\$2,761	\$2,761	\$2,620	\$2,755
24x54		FDTC.R.2454	\$2,456	\$2,525	\$2,700	\$2,847	n/a	\$2,700	\$2,838
24x60		FDTC.R.2460	\$2,490	\$2,569	\$2,771	\$2,917	\$2,917	\$2,771	\$2,876
24x66		FDTC.R.2466	\$2,568	\$2,660	\$2,867	\$3,039	n/a	\$2,867	\$2,987
24x72		FDTC.R.2472	\$2,613	\$2,719	\$2,941	\$3,125	\$3,125	\$2,941	\$3,039
24x84	Legs Inset*	FDTC.R.2484	\$2,773	\$2,888	\$3,071	\$3,388	n/a	\$3,071	\$3,293
30x36		FDTC.R.3036	\$2,362	\$2,426	\$2,580	\$2,715	n/a	\$2,580	\$2,708
30x42		FDTC.R.3042	\$2,426	\$2,497	\$2,654	\$2,797	n/a	\$2,654	\$2,799
30x48		FDTC.R.3048	\$2,487	\$2,570	\$2,742	\$2,895	\$2,895	\$2,742	\$2,856
30x54		FDTC.R.3054	\$2,560	\$2,652	\$2,824	\$2,981	n/a	\$2,824	\$2,946
30x60		FDTC.R.3060	\$2,605	\$2,730	\$2,905	\$3,109	\$3,109	\$2,905	\$3,007
30x66		FDTC.R.3066	\$2,680	\$2,808	\$2,986	\$3,193	n/a	\$2,986	\$3,107
30x72		FDTC.R.3072	\$2,736	\$2,877	\$3,079	\$3,303	\$3,303	\$3,079	\$3,195
30x84	Legs Inset*	FDTC.R.3084	\$2,953	\$3,111	\$3,276	\$3,738	n/a	\$3,276	\$3,537

*Legs will be inset from table edge.

FREEDOM T-LEG TRAINING TABLE

PRICING

Electric Height Adjustable - Range: 27" - 46"

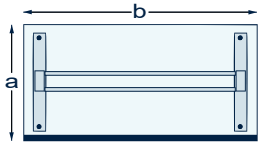
ORIGINAL LINES PRICING GUIDE

MAY 2024 V1.0



A EDGE BAND & T-EDGE	B EDGE BAND & T-EDGE	C EDGE BAND	D URETHANE EDGE	E URETHANE EDGE	F WOOD EDGE	G WOOD EDGE
AB	EB9	PK4F	MA7F	MT9Y	W2E	WA2
EB	T10		MT1F	MT6Y		WB1
EBR	T8F		MT6F			
T4			MT9F			

Rectangle



SIZE A X B	NOTES	BASIC MODEL	A	B	C	D	E	F	G
18x36		FDT1.R.1836	\$3,317	\$3,364	\$3,494	\$3,608	n/a	\$3,494	\$3,595
18x42		FDT1.R.1842	\$3,364	\$3,415	\$3,575	\$3,705	n/a	\$3,575	\$3,706
18x48		FDT1.R.1848	\$3,418	\$3,479	\$3,657	\$3,792	\$3,785	\$3,657	\$3,756
18x60		FDT1.R.1860	\$3,486	\$3,554	\$3,776	\$3,929	\$3,916	\$3,776	\$3,872
18x72		FDT1.R.1872	\$3,564	\$3,640	\$3,888	\$4,043	\$4,036	\$3,888	\$3,998
18x84	Legs Inset*	FDT1.R.1884	\$3,785	\$3,894	\$4,086	\$4,395	n/a	\$4,086	\$4,286
24x36		FDT1.R.2436	\$3,410	\$3,471	\$3,582	\$3,734	\$3,608	\$3,582	\$3,687
24x42		FDT1.R.2442	\$3,451	\$3,515	\$3,680	\$3,796	n/a	\$3,680	\$3,810
24x48		FDT1.R.2448	\$3,493	\$3,561	\$3,727	\$3,868	\$3,868	\$3,727	\$3,862
24x54		FDT1.R.2454	\$3,550	\$3,619	\$3,794	\$3,941	n/a	\$3,794	\$3,932
24x60		FDT1.R.2460	\$3,583	\$3,662	\$3,864	\$4,010	\$4,010	\$3,864	\$3,969
24x66		FDT1.R.2466	\$3,645	\$3,737	\$3,944	\$4,116	n/a	\$3,944	\$4,064
24x72		FDT1.R.2472	\$3,682	\$3,788	\$4,010	\$4,194	\$4,194	\$4,010	\$4,108
24x84	Legs Inset*	FDT1.R.2484	\$3,881	\$3,996	\$4,179	\$4,496	n/a	\$4,179	\$4,401
30x36		FDT1.R.3036	\$3,489	\$3,553	\$3,707	\$3,842	n/a	\$3,707	\$3,835
30x42		FDT1.R.3042	\$3,540	\$3,611	\$3,768	\$3,911	n/a	\$3,768	\$3,913
30x48		FDT1.R.3048	\$3,599	\$3,682	\$3,854	\$4,007	\$4,007	\$3,854	\$3,968
30x54		FDT1.R.3054	\$3,656	\$3,748	\$3,920	\$4,077	n/a	\$3,920	\$4,042
30x60		FDT1.R.3060	\$3,701	\$3,826	\$4,001	\$4,205	\$4,205	\$4,001	\$4,103
30x66		FDT1.R.3066	\$3,759	\$3,887	\$4,065	\$4,272	n/a	\$4,065	\$4,186
30x72		FDT1.R.3072	\$3,806	\$3,947	\$4,149	\$4,373	\$4,373	\$4,149	\$4,265
30x84	Legs Inset*	FDT1.R.3084	\$4,064	\$4,222	\$4,387	\$4,849	n/a	\$4,387	\$4,648
36x42		FDT1.R.3642	\$3,604	\$3,682	\$3,826	\$4,003	n/a	\$3,826	\$4,004
36x48		FDT1.R.3648	\$3,665	\$3,752	\$3,909	\$4,098	n/a	\$3,909	\$4,074
36x54		FDT1.R.3654	\$3,758	\$3,859	\$4,009	\$4,204	n/a	\$4,009	\$4,171
36x60		FDT1.R.3660	\$3,781	\$3,891	\$4,047	\$4,272	n/a	\$4,047	\$4,209

*Legs will be inset from table edge.

FREEDOM T-LEG TRAINING TABLE

PRICING

Electric Height Adjustable - Range: 27" - 46"

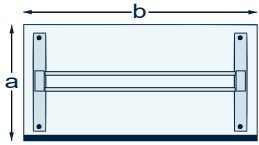
ORIGINAL LINES PRICING GUIDE

MAY 2024 V1.0



A EDGE BAND & T-EDGE	B EDGE BAND & T-EDGE	C EDGE BAND	D URETHANE EDGE	E URETHANE EDGE	F WOOD EDGE	G WOOD EDGE
AB			MA7F			
EB	EB9		MT1F			
EBR	T10		MT6F	MT6Y		WA2
T4	T8F	PK4F	MT9F	MT9Y	W2E	WB1

Rectangle



SIZE A X B	NOTES	BASIC MODEL	A	B	C	D	E	F	G
36x66		FDT1.R.3666	\$3,862	\$3,981	\$4,181	\$4,379	n/a	\$4,181	\$4,388
36x72		FDT1.R.3672	\$3,897	\$4,026	\$4,214	\$4,435	n/a	\$4,214	\$4,439
36x84	Legs Inset*	FDT1.R.3684	\$4,131	\$4,292	\$4,450	\$4,901	n/a	\$4,450	\$4,691

*Legs will be inset from table edge.



Model Number

Basic Model + Edge* (ex: TTFA.R.3072.MT1F)

*[Click here](#) to review all current SurfaceWorks edge options

Finish Selection

[Click here](#) to review all current SurfaceWorks finishes

Top Surface Finish

- Group 1 Laminate..... std
- Group 2 Laminate..... std
- Other Laminate/Material..... quote required

Top Edge Finish

- Standard Edge Color..... std
- Non-Standard Edge Color..... quote required

Base Finish

- P431 Metallic Silver..... std
- Other Base Finish..... quote required

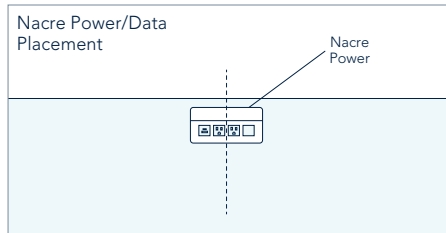
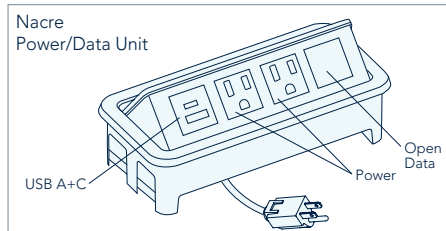
Base Foot

- Casters..... std

Featured Power/Data Option: Nacre

Featured (default) power/data option includes one 3.5" x 7.25" Nacre pop-up unit with two power, one USB A+C, and one open data. Nacre is equipped with a 10' cord with a straight plug. Available colors include 004 Folkstone, 300 Black, and 699 White. Standard placement is centered along the back edge.

TP1 Nacre, One Unit Per Table + \$613



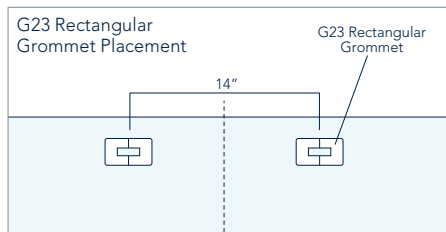
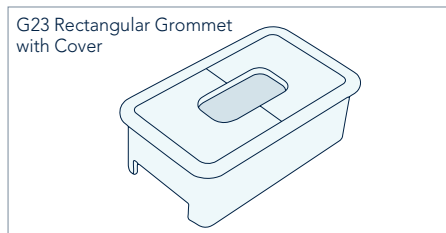
Other Power/Data

Please visit the Accessories Section for additional power/data solutions. Indicate power/data type, quantity per table, and placement.

Featured Grommet Option: G23

Featured (default) Grommet option includes two 2" x 3.5" G23 Rectangular Grommets with cover, placed 14" apart on center along the back edge of the Table Top. Available in 300 Black only.

TG2 Two G23 Rectangular Grommets..... + \$68



Other Grommets

Please visit the Accessories Section for additional Grommets.

Featured Modesty Panel Option: Medley Mesh

Exclusive to Medley Training Tables, 12" deep Medley Mesh Modesty Panels are constructed of fabric mesh stretched over a lightweight metal frame. Medley Mesh Modesty Panels are undersized so as to swing freely between the legs when nested. Available in 008 Graphite.

- MM2 23" Modesty Panel (for 36" table)..... + \$261
- MM4 47" Modesty Panel (for 60-66" table)..... + \$286
- MM5 59" Modesty Panel (for 72-84" table)..... + \$297



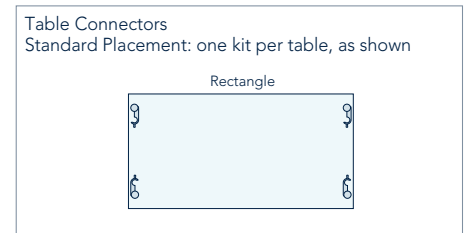
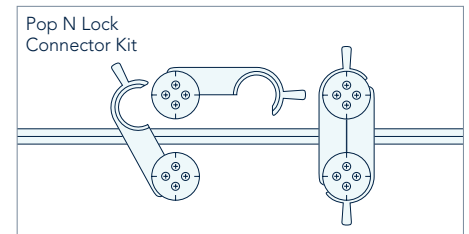
Other Modesty Panels

Please visit the Accessories Section for additional Modesty Panels.

Featured Connector Option: Pop N Lock

Featured (default) table connector option is Pop N Lock, installed, one kit per table, with standard placement as shown below. Table Connectors are not recommended for use with height-adjustable Training Tables.

TC1 Pop N Lock Connector Kit..... + \$146



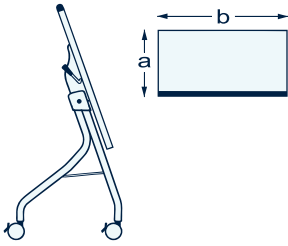
Other Table Connectors

Please visit the Accessories Section for additional Table Connectors.



A EDGE BAND & T-EDGE	B EDGE BAND & T-EDGE	C EDGE BAND	D URETHANE EDGE	E URETHANE EDGE	F WOOD EDGE	G WOOD EDGE
AB			MA7F			
EB	EB9		MT1F			
EBR	T10		MT6F	MT6Y		WA2
T4	T8F	PK4F	MT9F	MT9Y	W2E	WB1

Rectangle



SIZE A X B	NOTES	BASIC MODEL	A	B	C	D	E	F	G
18x36		TTFA.R.1836	\$1,154	\$1,201	\$1,331	\$1,445	n/a	\$1,331	\$1,432
18x48		TTFA.R.1848	\$1,239	\$1,300	\$1,478	\$1,613	\$1,606	\$1,478	\$1,577
18x54	Legs Inset*	TTFA.R.1854	\$1,251	\$1,314	\$1,492	\$1,629	n/a	\$1,492	\$1,625
18x60		TTFA.R.1860	\$1,298	\$1,366	\$1,588	\$1,741	\$1,728	\$1,588	\$1,684
18x66	Legs Inset*	TTFA.R.1866	\$1,307	\$1,380	\$1,596	\$1,743	n/a	\$1,596	\$1,722
18x72		TTFA.R.1872	\$1,363	\$1,439	\$1,687	\$1,842	\$1,835	\$1,687	\$1,797
18x78	Legs Inset*	TTFA.R.1878	\$1,499	\$1,608	\$1,800	\$2,109	n/a	\$1,800	\$2,000
18x84	Legs Inset*	TTFA.R.1884	\$1,499	\$1,608	\$1,800	\$2,109	n/a	\$1,800	\$2,000
24x36		TTFA.R.2436	\$1,183	\$1,244	\$1,355	\$1,507	\$1,381	\$1,355	\$1,460
24x48		TTFA.R.2448	\$1,251	\$1,319	\$1,485	\$1,626	\$1,626	\$1,485	\$1,620
24x54	Legs Inset*	TTFA.R.2454	\$1,285	\$1,354	\$1,529	\$1,676	n/a	\$1,529	\$1,667
24x60		TTFA.R.2460	\$1,332	\$1,411	\$1,613	\$1,759	\$1,759	\$1,613	\$1,718
24x66	Legs Inset*	TTFA.R.2466	\$1,374	\$1,466	\$1,673	\$1,845	n/a	\$1,673	\$1,793
24x72		TTFA.R.2472	\$1,420	\$1,526	\$1,748	\$1,932	\$1,932	\$1,748	\$1,846
24x78	Legs Inset*	TTFA.R.2478	\$1,530	\$1,645	\$1,828	\$2,145	n/a	\$1,828	\$2,050
24x84	Legs Inset*	TTFA.R.2484	\$1,530	\$1,645	\$1,828	\$2,145	n/a	\$1,828	\$2,050

*Legs will be inset from table edge.



HOW TO ORDER

Model Number, Finishes, Options

MAY 2024 V1.0

Model Number

Basic Model + Edge* (ex: RP2SR.3048.MT6F)

*Click here to review all current SurfaceWorks edge options

Finish Selection

Click here to review all current SurfaceWorks finishes

Top Surface Finish

- Group 1 Laminate..... std
- Group 2 Laminate..... std
- Other Laminate/Material..... quote required

Top Edge Finish

- Standard Edge Color..... std
- Non-Standard Edge Color..... quote required

Base Finish

- P300 Black..... std
- P348 Designer White..... std
- P354 HM Medium Tone..... std
- P378 Sand..... std
- P387 HM Innertone Light..... std
- P406 Black Wrinkle..... std
- P431 Metallic Silver..... std
- P466 Champagne Metallic..... std
- Other Base Finish..... quote required

Base Foot Option: Fixed

- G Adjustable Glides..... std
- C Casters..... + \$127

Base Foot Option: Flip-Top

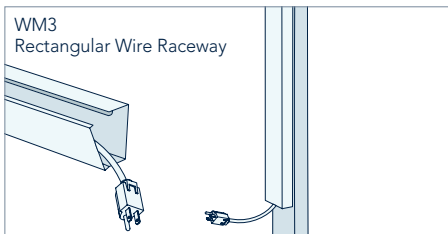
- C Casters..... std
- G Adjustable Glides..... optional + \$0

Featured Wire Management: WM3*

WM3 Rectangular Wire Raceway is 2" x 1.3" extruded plastic, mounts with double-sided foam tape and features an invisible hinge for easy access.

*WM3 Rectangular Wire Raceway is an accessory to be ordered as a separate line item.

- AXW.WM3.24.300 WM3, 24", 300 Black..... \$59
- AXW.WM3.24.349 WM3, 24", 349 Dove Gray..... \$59
- AXW.WM3.24.699 WM3, 24", 699 White..... \$59



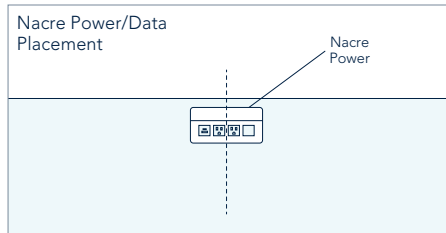
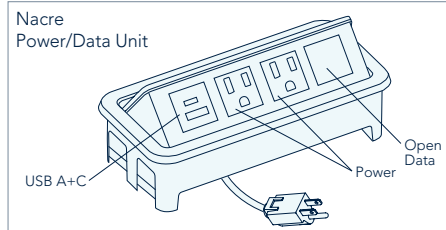
Other Wire Management

Please visit the Accessories section for additional Wire Management solutions.

Featured Power/Data Option: Nacre

Featured (default) power/data option includes one 3.5" x 7.25" Nacre pop-up unit with two power, one USB A+C, and one open data. Nacre is equipped with a 10' cord with a straight plug. Available colors include 004 Folkstone, 300 Black, and 699 White. Standard placement is centered along the back edge.

TP1 Nacre, One Unit Per Table..... + \$613



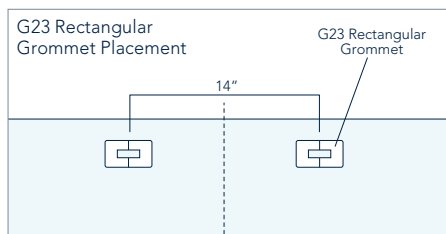
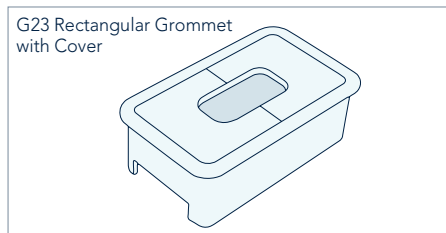
Other Power/Data

Please visit the Accessories Section for additional power/data solutions. Indicate power/data type, quantity per table, and placement.

Featured Grommet Option: G23

Featured (default) Grommet option includes two 2" x 3.5" G23 Rectangular Grommets with cover, placed 14" apart on center along the back edge of the Table Top. Available in 300 Black only.

TG2 Two G23 Rectangular Grommets..... + \$68



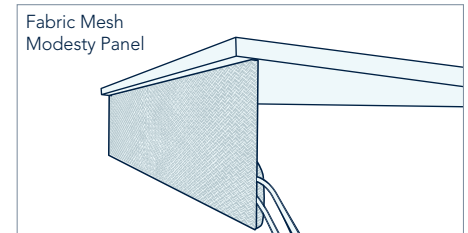
Other Grommets

Please visit the Accessories Section for additional Grommets.

Featured Modesty Panel Option: Fabric Mesh

The 8" deep Fabric Mesh Modesty Panel consists of fabric stretched over a lightweight frame with an easy-access wire-management pocket. Available as the default Modesty Panel option with rectangle Training Tables in 300 Black and 499 Silver, and lengths ranging from 42" to 96". Not available with Folding Training Tables or Medley Training Tables.

- M42 42" Fabric Mesh Modesty Panel..... + \$299
- M48 48" Fabric Mesh Modesty Panel..... + \$311
- M60 60" Fabric Mesh Modesty Panel..... + \$333
- M72 72" Fabric Mesh Modesty Panel..... + \$354
- M84 84" Fabric Mesh Modesty Panel..... + \$369
- M96 96" Fabric Mesh Modesty Panel..... + \$388



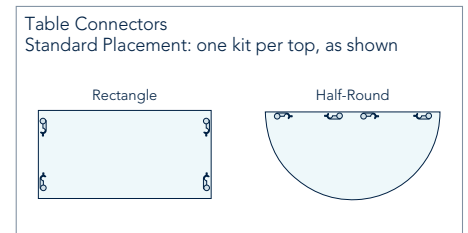
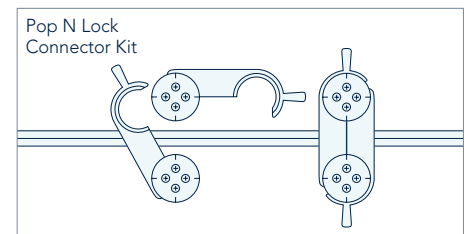
Other Modesty Panels

Please visit the Accessories Section for additional Modesty Panels.

Featured Connector Option: Pop N Lock

Featured (default) table connector option is Pop N Lock, installed, one kit per table, with standard placement as shown below. Table Connectors are not recommended for use with height-adjustable Training Tables.

TC1 Pop N Lock Connector Kit..... + \$146



Other Table Connectors

Please visit the Accessories Section for additional Table Connectors.

PRICING


Fixed

MAY 2024 V1.0



A EDGE BAND & T-EDGE	B EDGE BAND & T-EDGE	C EDGE BAND	D URETHANE EDGE	E URETHANE EDGE	F WOOD EDGE	G WOOD EDGE
AB	EB9		MA7F			
EB	T10		MT1F			
EBR	T8F	PK4F	MT6F	MT6Y		WA2
T4			MT9F	MT9Y	W2E	WB1

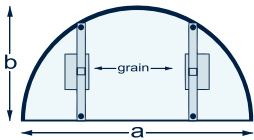
Rectangle



SIZE	NOTES	BASIC MODEL	A	B	C	D	E	F	G
24x36		RP2SR.2436	\$1,175	\$1,236	\$1,347	\$1,499	\$1,373	\$1,347	\$1,452
24x42		RP2SR.2442	\$1,220	\$1,284	\$1,449	\$1,565	n/a	\$1,449	\$1,579
24x48		RP2SR.2448	\$1,224	\$1,292	\$1,458	\$1,599	\$1,599	\$1,458	\$1,593
24x60		RP2SR.2460	\$1,276	\$1,355	\$1,557	\$1,703	\$1,703	\$1,557	\$1,662
24x72		RP2SR.2472	\$1,405	\$1,511	\$1,733	\$1,917	\$1,917	\$1,733	\$1,831
24x84	Legs Inset*	RP2SR.2484	\$1,555	\$1,670	\$1,853	\$2,170	n/a	\$1,853	\$2,075
30x42		RP2SR.3042	\$1,290	\$1,361	\$1,518	\$1,661	n/a	\$1,518	\$1,663
30x48		RP2SR.3048	\$1,297	\$1,380	\$1,552	\$1,705	\$1,705	\$1,552	\$1,666
30x60		RP2SR.3060	\$1,362	\$1,487	\$1,662	\$1,866	\$1,866	\$1,662	\$1,764
30x72		RP2SR.3072	\$1,497	\$1,638	\$1,840	\$2,064	\$2,064	\$1,840	\$1,956
30x84	Legs Inset*	RP2SR.3084	\$1,669	\$1,827	\$1,992	\$2,454	n/a	\$1,992	\$2,253

*Legs will be inset from table edge.

Half-Round

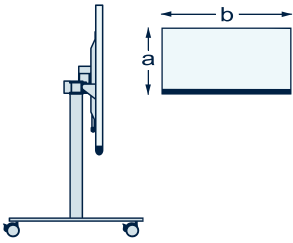


SIZE	BASIC MODEL	A	B	C	D	E	F	G
48x24	RP2SH.4824	\$1,271	\$1,366	\$1,624	\$1,757	n/a	\$1,624	\$1,730
60x30	RP2SH.6030	\$1,405	\$1,535	\$1,818	\$1,974	n/a	\$1,818	\$1,957



A EDGE BAND & T-EDGE	B EDGE BAND & T-EDGE	C EDGE BAND	D URETHANE EDGE	E URETHANE EDGE	F WOOD EDGE	G WOOD EDGE
AB			MA7F			
EB	EB9		MT1F			
EBR	T10		MT6F	MT6Y		WA2
T4	T8F	PK4F	MT9F	MT9Y	W2E	WB1

Rectangle



SIZE	BASIC MODEL	A	B	C	D	E	F	G
24x48	RP2ER.2448	\$1,812	\$1,880	\$2,046	\$2,187	\$2,187	\$2,046	\$2,181
24x60	RP2ER.2460	\$1,864	\$1,943	\$2,145	\$2,291	\$2,291	\$2,145	\$2,250
24x72	RP2ER.2472	\$1,920	\$2,026	\$2,248	\$2,432	\$2,432	\$2,248	\$2,346
30x48	RP2ER.3048	\$1,882	\$1,965	\$2,137	\$2,290	\$2,290	\$2,137	\$2,251
30x60	RP2ER.3060	\$1,947	\$2,072	\$2,247	\$2,451	\$2,451	\$2,247	\$2,349
30x72	RP2ER.3072	\$2,011	\$2,152	\$2,354	\$2,578	\$2,578	\$2,354	\$2,470



Model Number

Basic Model + Edge* (ex: RWTLR.3048.EB)

*[Click here](#) to review all current SurfaceWorks edge options

Finish Selection

[Click here](#) to review all current SurfaceWorks finishes

Top Surface Finish

- Group 1 Laminate..... std
- Group 2 Laminate..... std
- Other Laminate/Material..... quote required

Top Edge Finish

- Standard Edge Color..... std
- Non-Standard Edge Color..... quote required

Base Finish

- P300 Black..... std
- P348 Designer White..... std
- P354 HM Medium Tone..... std
- P378 Sand..... std
- P387 HM Innertone Light..... std
- P406 Black Wrinkle..... std
- P431 Metallic Silver..... std
- P466 Champagne Metallic..... std
- Other Base Finish..... quote required

Base Foot Option: Fixed

- G Adjustable Glides..... std
- C Casters..... + \$127

Base Foot Option: Flip-Top

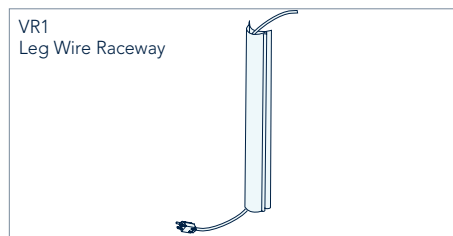
- C Casters..... std
- G Adjustable Glides..... optional + \$0

Featured Wire Management: VR1*

The VR1 Vertical Leg Wire Raceway is an extruded curved channel which allows for easy manipulation of wiring on curved legs. It features a hinge for easy access and mounts to the leg with double-sided foam tape.

*VR1 is an accessory to be ordered separately.

- AXW.VR1.22.300 VR1, 22", 300 Black..... \$85
- AXW.VR1.22.499 VR1, 22", 004 Folkstone..... \$85



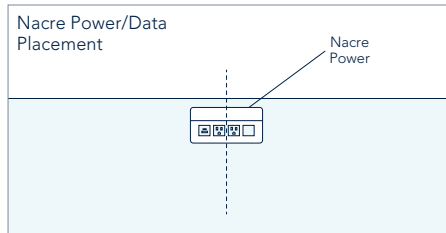
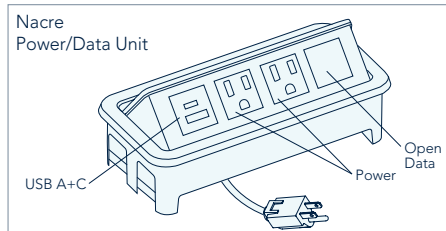
Other Wire Management

Please visit the Accessories section for additional Wire Management solutions.

Featured Power/Data Option: Nacre

Featured (default) power/data option includes one 3.5" x 7.25" Nacre pop-up unit with two power, one USB A+C, and one open data. Nacre is equipped with a 10' cord with a straight plug. Available colors include 004 Folkstone, 300 Black, and 699 White. Standard placement is centered along the back edge.

TP1 Nacre, One Unit Per Table + \$613



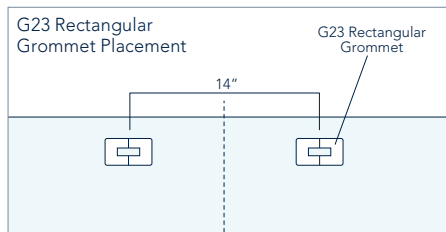
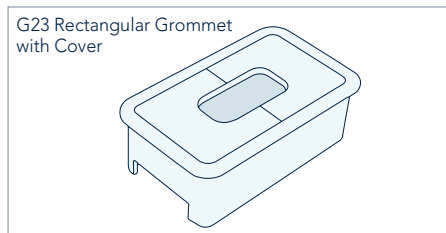
Other Power/Data

Please visit the Accessories Section for additional power/data solutions. Indicate power/data type, quantity per table, and placement.

Featured Grommet Option: G23

Featured (default) Grommet option includes two 2" x 3.5" G23 Rectangular Grommets with cover, placed 14" apart on center along the back edge of the Table Top. Available in 300 Black only.

TG2 Two G23 Rectangular Grommets + \$68



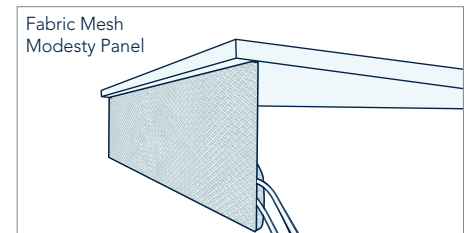
Other Grommets

Please visit the Accessories Section for additional Grommets.

Featured Modesty Panel Option: Fabric Mesh

The 8" deep Fabric Mesh Modesty Panel consists of fabric stretched over a lightweight frame with an easy-access wire-management pocket. Available as the default Modesty Panel option with rectangle Training Tables in 300 Black and 499 Silver, and lengths ranging from 42" to 96". Not available with Folding Training Tables or Medley Training Tables.

- M42 42" Fabric Mesh Modesty Panel..... + \$299
- M48 48" Fabric Mesh Modesty Panel..... + \$311
- M60 60" Fabric Mesh Modesty Panel..... + \$333
- M72 72" Fabric Mesh Modesty Panel..... + \$354
- M84 84" Fabric Mesh Modesty Panel..... + \$369
- M96 96" Fabric Mesh Modesty Panel..... + \$388



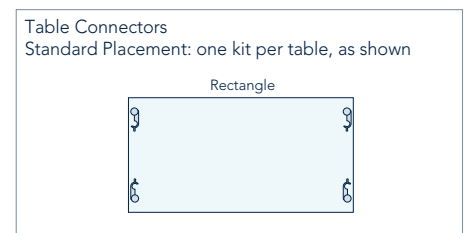
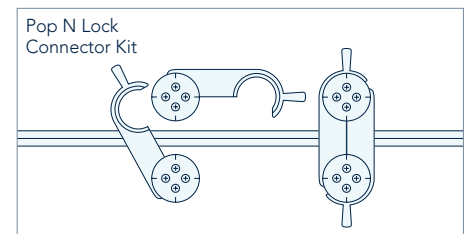
Other Modesty Panels

Please visit the Accessories Section for additional Modesty Panels.

Featured Connector Option: Pop N Lock

Featured (default) table connector option is Pop N Lock, installed, one kit per table, with standard placement as shown below. Table Connectors are not recommended for use with height-adjustable Training Tables.

TC1 Pop N Lock Connector Kit..... + \$146



Other Table Connectors

Please visit the Accessories Section for additional Table Connectors.

RAWSON TRAINING TABLE

PRICING

Fixed

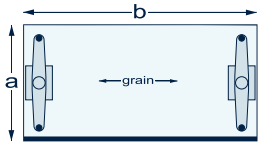
ORIGINAL LINES PRICING GUIDE

MAY 2024 V1.0



A EDGE BAND & T-EDGE	B EDGE BAND & T-EDGE	C EDGE BAND	D URETHANE EDGE	E URETHANE EDGE	F WOOD EDGE	G WOOD EDGE
AB	EB9	PK4F	MA7F	MT6Y	W2E	WA2
EB	T10		MT1F	MT6Y		WB1
EBR	T8F		MT6F	MT9Y		
T4			MT9F			

Rectangle



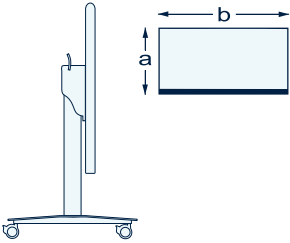
SIZE	NOTES	BASIC MODEL	A	B	C	D	E	F	G
24x42		RWTSR.2442	\$938	\$1,002	\$1,167	\$1,283	n/a	\$1,167	\$1,297
24x48		RWTSR.2448	\$998	\$1,066	\$1,232	\$1,373	\$1,373	\$1,232	\$1,367
24x60		RWTSR.2460	\$1,035	\$1,114	\$1,316	\$1,462	\$1,462	\$1,316	\$1,421
24x72		RWTSR.2472	\$1,073	\$1,179	\$1,401	\$1,585	\$1,585	\$1,401	\$1,499
24x84	Legs Inset*	RWTSR.2484	\$1,154	\$1,269	\$1,452	\$1,769	n/a	\$1,452	\$1,674
24x96	Legs Inset*	RWTSR.2496	\$1,202	\$1,367	\$1,524	\$1,850	n/a	\$1,524	\$1,761
30x42		RWTSR.3042	\$981	\$1,052	\$1,209	\$1,352	n/a	\$1,209	\$1,354
30x48		RWTSR.3048	\$1,054	\$1,137	\$1,309	\$1,462	\$1,462	\$1,309	\$1,423
30x60		RWTSR.3060	\$1,100	\$1,225	\$1,400	\$1,604	\$1,604	\$1,400	\$1,502
30x72		RWTSR.3072	\$1,142	\$1,283	\$1,485	\$1,709	\$1,709	\$1,485	\$1,601
30x84	Legs Inset*	RWTSR.3084	\$1,265	\$1,423	\$1,588	\$2,050	n/a	\$1,588	\$1,849
30x96	Legs Inset*	RWTSR.3096	\$1,306	\$1,468	\$1,664	\$2,146	n/a	\$1,664	\$1,934
36x42		RWTSR.3642	\$1,026	\$1,104	\$1,248	\$1,425	n/a	\$1,248	\$1,426
36x48		RWTSR.3648	\$1,100	\$1,187	\$1,344	\$1,533	n/a	\$1,344	\$1,509
36x60		RWTSR.3660	\$1,155	\$1,265	\$1,421	\$1,646	n/a	\$1,421	\$1,583
36x72		RWTSR.3672	\$1,205	\$1,334	\$1,522	\$1,743	n/a	\$1,522	\$1,747
36x84	Legs Inset*	RWTSR.3684	\$1,310	\$1,471	\$1,629	\$2,080	n/a	\$1,629	\$1,870
36x96	Legs Inset*	RWTSR.3696	\$1,350	\$1,527	\$1,623	\$2,114	n/a	\$1,623	\$1,912

*Legs will be inset from table edge.



A EDGE BAND & T-EDGE	B EDGE BAND & T-EDGE	C EDGE BAND	D URETHANE EDGE	E URETHANE EDGE	F WOOD EDGE	G WOOD EDGE
AB			MA7F			
EB	EB9		MT1F			
EBR	T10		MT6F	MT6Y		WA2
T4	T8F	PK4F	MT9F	MT9Y	W2E	WB1

Rectangle



SIZE	NOTES	BASIC MODEL	A	B	C	D	E	F	G
24x48		RWTLR.2448	\$1,839	\$1,907	\$2,073	\$2,214	\$2,214	\$2,073	\$2,208
24x60		RWTLR.2460	\$1,881	\$1,960	\$2,162	\$2,308	\$2,308	\$2,162	\$2,267
24x72		RWTLR.2472	\$1,987	\$2,093	\$2,315	\$2,499	\$2,499	\$2,315	\$2,413
24x84	Legs Inset*	RWTLR.2484	\$2,081	\$2,196	\$2,379	\$2,696	n/a	\$2,379	\$2,601
30x48		RWTLR.3048	\$1,958	\$2,041	\$2,213	\$2,366	\$2,366	\$2,213	\$2,327
30x60		RWTLR.3060	\$2,010	\$2,135	\$2,310	\$2,514	\$2,514	\$2,310	\$2,412
30x72		RWTLR.3072	\$2,056	\$2,197	\$2,399	\$2,623	\$2,623	\$2,399	\$2,515
30x84	Legs Inset*	RWTLR.3084	\$2,196	\$2,354	\$2,519	\$2,981	n/a	\$2,519	\$2,780

*Legs will be inset from table edge.



Model Number

Basic Model + Edge* (ex: TTS.R.3072.MA7)

*Click here to review all current SurfaceWorks edge options

Finish Selection

Click here to review all current SurfaceWorks finishes

Top Surface Finish

- Group 1 Laminate..... std
- Group 2 Laminate..... std
- Other Laminate/Material..... quote required

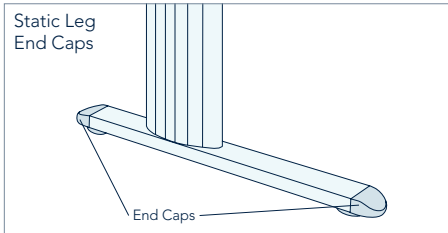
Top Edge Finish

- Standard Edge Color..... std
- Non-Standard Edge Color..... quote required

Base Finish

- P300 Black..... std
- P348 Designer White..... std
- P354* HM Medium Tone..... std
- P378 Sand..... std
- P387* HM Innertone Light..... std
- P406 Black Wrinkle..... std
- P431 Metallic Silver..... std
- P466 Champagne Metallic..... std
- Other Base Finish..... quote required

*Note: P354 & P387 will have matching end caps; all other leg colors will have black end caps.



Base Foot

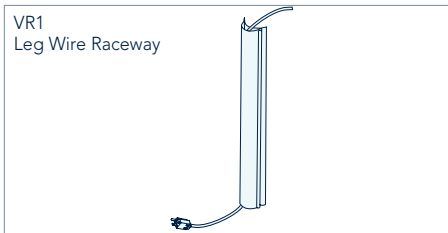
- Adjustable Glides..... std
- (Casters are not available)

Featured Wire Management: VR1*

The VR1 Vertical Leg Wire Raceway is an extruded curved channel which allows for easy manipulation of wiring on curved legs. It features a hinge for easy access and mounts to the leg with double-sided foam tape.

*VR1 is an accessory to be ordered separately.

- AXW.VR1.22.300 VR1, 22", 300 Black..... \$85
- AXW.VR1.22.499 VR1, 22", 004 Folkstone..... \$85



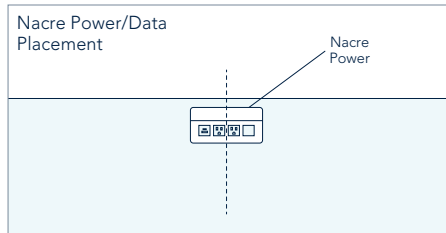
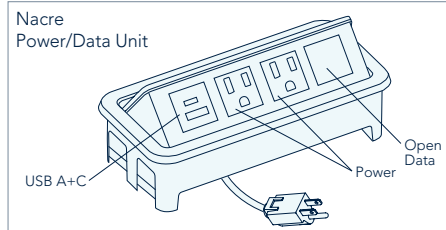
Other Wire Management

Please visit the Accessories section for additional Wire Management solutions.

Featured Power/Data Option: Nacre

Featured (default) power/data option includes one 3.5" x 7.25" Nacre pop-up unit with two power, one USB A+C, and one open data. Nacre is equipped with a 10' cord with a straight plug. Available colors include 004 Folkstone, 300 Black, and 699 White. Standard placement is centered along the back edge.

- TP1 Nacre, One Unit Per Table..... + \$613



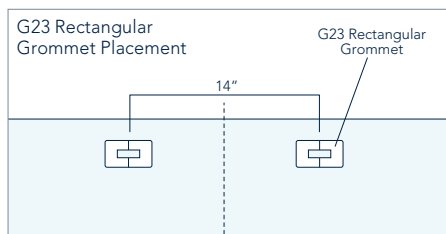
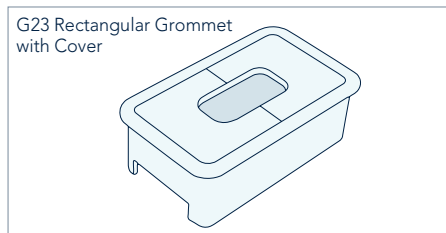
Other Power/Data

Please visit the Accessories Section for additional power/data solutions. Indicate power/data type, quantity per table, and placement.

Featured Grommet Option: G23

Featured (default) Grommet option includes two 2" x 3.5" G23 Rectangular Grommets with cover, placed 14" apart on center along the back edge of the Table Top. Available in 300 Black only.

- TG2 Two G23 Rectangular Grommets..... + \$68



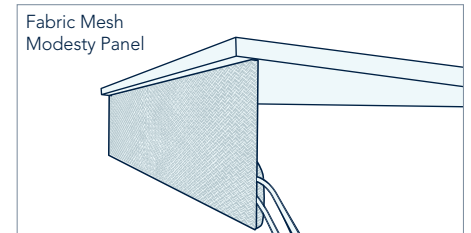
Other Grommets

Please visit the Accessories Section for additional Grommets.

Featured Modesty Panel Option: Fabric Mesh

The 8" deep Fabric Mesh Modesty Panel consists of fabric stretched over a lightweight frame with an easy-access wire-management pocket. Available as the default Modesty Panel option with rectangle Training Tables in 300 Black and 499 Silver, and lengths ranging from 42" to 96". Not available with Folding Training Tables or Medley Training Tables.

- M42 42" Fabric Mesh Modesty Panel..... + \$299
- M48 48" Fabric Mesh Modesty Panel..... + \$311
- M60 60" Fabric Mesh Modesty Panel..... + \$333
- M72 72" Fabric Mesh Modesty Panel..... + \$354
- M84 84" Fabric Mesh Modesty Panel..... + \$369
- M96 96" Fabric Mesh Modesty Panel..... + \$388



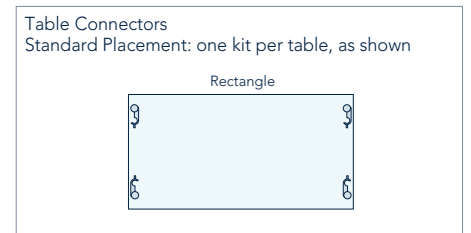
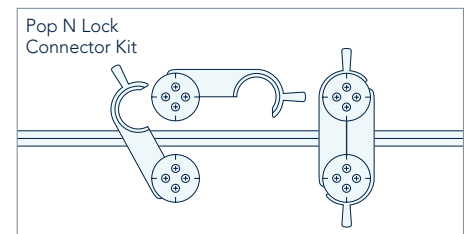
Other Modesty Panels

Please visit the Accessories Section for additional Modesty Panels.

Featured Connector Option: Pop N Lock

Featured (default) table connector option is Pop N Lock, installed, one kit per table, with standard placement as shown below. Table Connectors are not recommended for use with height-adjustable Training Tables.

- TC1 Pop N Lock Connector Kit..... + \$146



Other Table Connectors

Please visit the Accessories Section for additional Table Connectors.

STATIC TRAINING TABLE

PRICING

Fixed

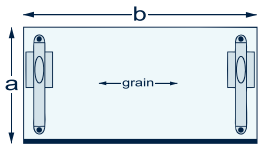
ORIGINAL LINES PRICING GUIDE

MAY 2024 V1.0



A EDGE BAND & T-EDGE	B EDGE BAND & T-EDGE	C EDGE BAND	D URETHANE EDGE	E URETHANE EDGE	F WOOD EDGE	G WOOD EDGE
AB	EB9	PK4F	MA7F	MT9Y	W2E	WA2
EB	T10		MT1F	MT6Y		WB1
EBR	T8F		MT6F			
T4			MT9F			

Rectangle



SIZE A X B	NOTES	BASIC MODEL	A	B	C	D	E	F	G
18x42		TTS.R.1842	\$1,099	\$1,150	\$1,310	\$1,440	n/a	\$1,310	\$1,441
18x48		TTS.R.1848	\$1,125	\$1,186	\$1,364	\$1,499	\$1,492	\$1,364	\$1,463
18x60		TTS.R.1860	\$1,152	\$1,220	\$1,442	\$1,595	\$1,582	\$1,442	\$1,538
18x72		TTS.R.1872	\$1,253	\$1,329	\$1,577	\$1,732	\$1,725	\$1,577	\$1,687
18x84	Legs Inset*	TTS.R.1884	\$1,403	\$1,512	\$1,704	\$2,013	n/a	\$1,704	\$1,904
18x96	Legs Inset*	TTS.R.1896	\$1,453	\$1,592	\$1,769	\$2,081	n/a	\$1,769	\$1,975
24x42		TTS.R.2442	\$1,126	\$1,190	\$1,355	\$1,471	n/a	\$1,355	\$1,485
24x48		TTS.R.2448	\$1,206	\$1,274	\$1,440	\$1,581	\$1,581	\$1,440	\$1,575
24x60		TTS.R.2460	\$1,261	\$1,340	\$1,542	\$1,688	\$1,688	\$1,542	\$1,647
24x72		TTS.R.2472	\$1,316	\$1,422	\$1,644	\$1,828	\$1,828	\$1,644	\$1,742
24x84	Legs Inset*	TTS.R.2484	\$1,438	\$1,553	\$1,736	\$2,053	n/a	\$1,736	\$1,958
24x96	Legs Inset*	TTS.R.2496	\$1,508	\$1,673	\$1,830	\$2,156	n/a	\$1,830	\$2,067
30x42		TTS.R.3042	\$1,178	\$1,249	\$1,406	\$1,549	n/a	\$1,406	\$1,551
30x48		TTS.R.3048	\$1,279	\$1,362	\$1,534	\$1,687	\$1,687	\$1,534	\$1,648
30x60		TTS.R.3060	\$1,346	\$1,471	\$1,646	\$1,850	\$1,850	\$1,646	\$1,748
30x72		TTS.R.3072	\$1,410	\$1,551	\$1,753	\$1,977	\$1,977	\$1,753	\$1,869
30x84	Legs Inset*	TTS.R.3084	\$1,591	\$1,749	\$1,914	\$2,376	n/a	\$1,914	\$2,175
30x96	Legs Inset*	TTS.R.3096	\$1,652	\$1,814	\$2,010	\$2,492	n/a	\$2,010	\$2,280
36x42		TTS.R.3642	\$1,244	\$1,322	\$1,466	\$1,643	n/a	\$1,466	\$1,644
36x48		TTS.R.3648	\$1,346	\$1,433	\$1,590	\$1,779	n/a	\$1,590	\$1,755
36x60		TTS.R.3660	\$1,429	\$1,539	\$1,695	\$1,920	n/a	\$1,695	\$1,857
36x72		TTS.R.3672	\$1,501	\$1,630	\$1,818	\$2,039	n/a	\$1,818	\$2,043
36x84	Legs Inset*	TTS.R.3684	\$1,658	\$1,819	\$1,977	\$2,428	n/a	\$1,977	\$2,218
36x96	Legs Inset*	TTS.R.3696	\$1,716	\$1,893	\$1,989	\$2,480	n/a	\$1,989	\$2,278

*Legs will be inset from table edge.



HOW TO ORDER

Model Number, Finishes, Options

Model Number

Basic Model + Edge* (ex: WNS2.R.2472.EB)

*Click here to review all current SurfaceWorks edge options

Finish Selection

Click here to review all current SurfaceWorks finishes

Top Surface Finish

- Group 1 Laminate..... std
- Group 2 Laminate..... std
- Other Laminate/Material..... quote required

Top Edge Finish

- Standard Edge Color..... std
- Non-Standard Edge Color..... quote required

Leg Finish

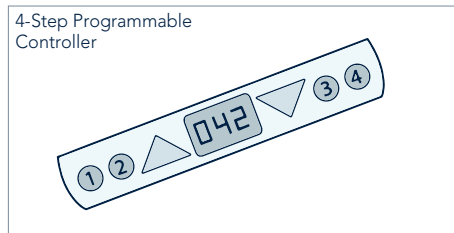
- P431 Metallic Silver..... std

Base Foot

- Adjustable Glides..... std
(Casters are not available)

4-Step Programmable Controller

Included with Stretch-Out, the 4-step Programmable Digital Controller memory settings smoothly and quietly lift and lower your table to your personal height preference settings.

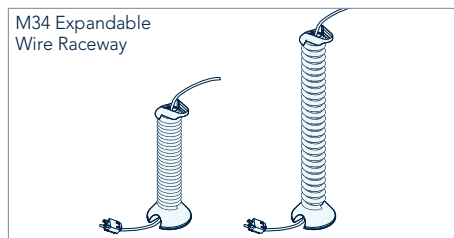


Featured Wire Management: M34

M34 Expandable Wire Raceway is an accordion-style plastic wire manager featuring a weighted base. It mounts easily to the underside of the top and channels cabling through the coils, which expand and contract to accommodate heights up to 41."

*M34 Expandable Wire Raceway is an accessory to be ordered as a separate line item.

- AXW.M34.300 M34, 300 Black..... \$353
- AXW.M34.499 M34, 499 Silver..... \$353
- AXW.M34.699 M34, 699 White..... \$353



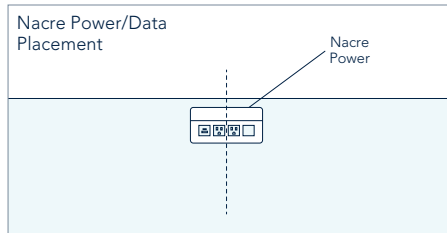
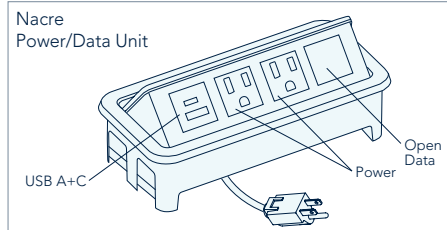
Other Wire Management

Please visit the Accessories section for additional Wire Management solutions.

Featured Power/Data Option: Nacre

Featured (default) power/data option includes one 3.5" x 7.25" Nacre pop-up unit with two power, one USB A+C, and one open data. Nacre is equipped with a 10' cord with a straight plug. Available colors include 004 Folkstone, 300 Black, and 699 White. Standard placement is centered along the back edge.

TP1 Nacre, One Unit Per Table + \$613



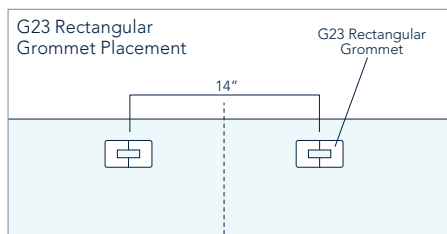
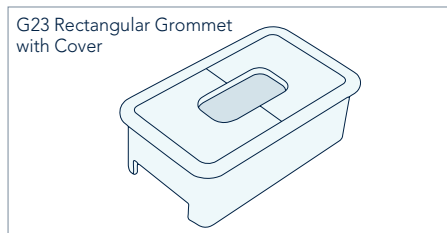
Other Power/Data

Please visit the Accessories Section for additional power/data solutions. Indicate power/data type, quantity per table, and placement.

Featured Grommet Option: G23

Featured (default) Grommet option includes two 2" x 3.5" G23 Rectangular Grommets with cover, placed 14" apart on center along the back edge of the Table Top. Available in 300 Black only.

TG2 Two G23 Rectangular Grommets..... + \$68



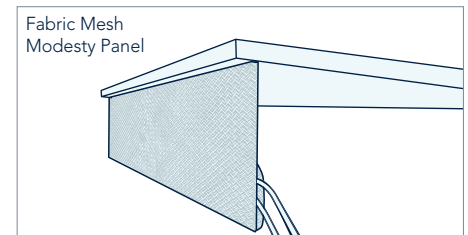
Other Grommets

Please visit the Accessories Section for additional Grommets.

Featured Modesty Panel Option: Fabric Mesh

The 8" deep Fabric Mesh Modesty Panel consists of fabric stretched over a lightweight frame with an easy-access wire-management pocket. Available as the default Modesty Panel option with rectangle Training Tables in 300 Black and 499 Silver, and lengths ranging from 42" to 96". Not available with Folding Training Tables or Medley Training Tables.

- M42 42" Fabric Mesh Modesty Panel..... + \$299
- M48 48" Fabric Mesh Modesty Panel..... + \$311
- M60 60" Fabric Mesh Modesty Panel..... + \$333
- M72 72" Fabric Mesh Modesty Panel..... + \$354
- M84 84" Fabric Mesh Modesty Panel..... + \$369
- M96 96" Fabric Mesh Modesty Panel..... + \$388



Other Modesty Panels

Please visit the Accessories Section for additional Modesty Panels.

STRETCH-OUT TRAINING TABLE

PRICING

Electric Height Adjustable - Range: 25" - 51"

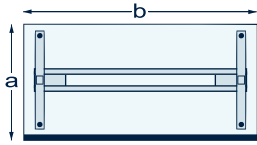
ORIGINAL LINES PRICING GUIDE

MAY 2024 V1.0



A EDGE BAND & T-EDGE	B EDGE BAND & T-EDGE	C EDGE BAND	D URETHANE EDGE	E URETHANE EDGE	F WOOD EDGE	G WOOD EDGE

Rectangle



SIZE A X B	BASIC MODEL	A	B	C	D	E	F	G
24x48	WNS2.R.2448	\$1,817	\$1,885	\$2,051	\$2,192	\$2,192	\$2,051	\$2,186
24x60	WNS2.R.2460	\$1,858	\$1,937	\$2,139	\$2,285	\$2,285	\$2,139	\$2,244
24x72	WNS2.R.2472	\$1,897	\$2,003	\$2,225	\$2,409	\$2,409	\$2,225	\$2,323
30x48	WNS2.R.3048	\$1,858	\$1,941	\$2,113	\$2,266	\$2,266	\$2,113	\$2,227
30x60	WNS2.R.3060	\$1,907	\$2,032	\$2,207	\$2,411	\$2,411	\$2,207	\$2,309
30x72	WNS2.R.3072	\$1,951	\$2,092	\$2,294	\$2,518	\$2,518	\$2,294	\$2,410



HOW TO ORDER

Model Number, Finishes, Options

Model Number

Basic Model (ex: RPS.BC.2048)

Primary Color

(Top & Outer Panels)

Rapport Casegoods Color Palette..... std

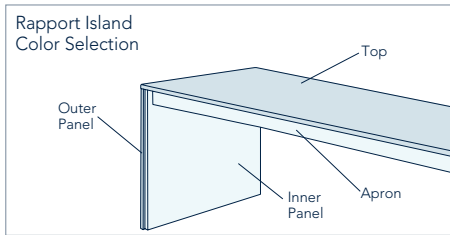
Other Laminate..... quote required

Accent Color

(Apron & Inner Panels)

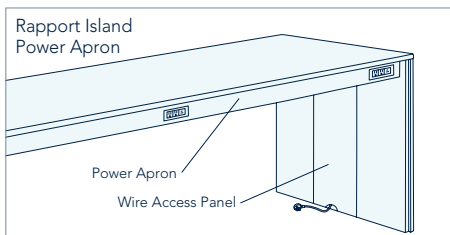
Rapport Casegoods Color Palette..... std

Other Laminate..... quote required



Power Apron Option

Units equipped with optional Single-Sided or Dual-Sided Power Aprons include daisy-chained AxilZ power/data modules which feature a clear anodized aluminum accent strip, and are available in 300K Black, 699H White, and 499K Silver w/ Black Trim. Power Aprons are configured as per chart below. Upcharges listed on pricing pages. Wire Access Panels are included with Power Apron. For other configurations or colors, please request a quote.



Power Apron Configurations

Island Length	AxilZ Units Per Side	AxilZ Configuration
60-72"	2	2 power 1 USB A+C
96-144"	3	1 USB A+C

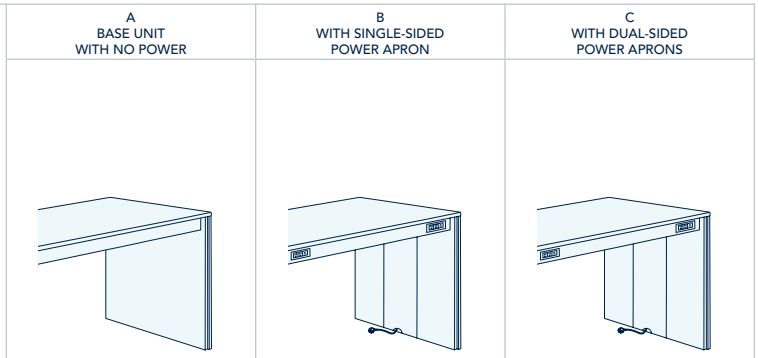
RAPPORT ISLAND

PRICING

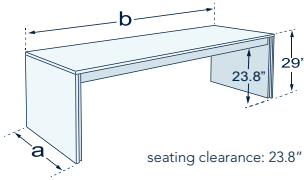
Seated Height - 29"

ORIGINAL LINES PRICING GUIDE

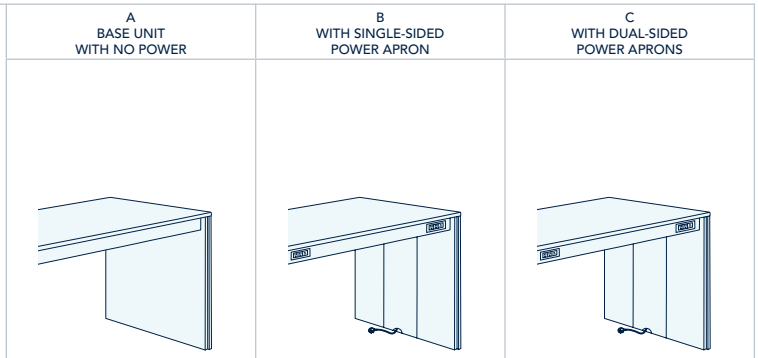
MAY 2024 V1.0



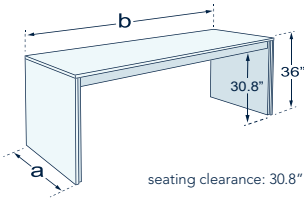
Rectangle



SIZE A X B	BASIC MODEL	A	B	C
32x60	RPD.R.3260	\$5,053	+ \$1,328	+ \$2,486
32x72	RPD.R.3272	\$5,282	+ \$1,328	+ \$2,486
32x96	RPD.R.3296	\$5,710	+ \$1,866	+ \$3,600
32x120	RPD.R.32120	\$6,255	+ \$1,866	+ \$3,600
32x144	RPD.R.32144	\$6,702	+ \$1,866	+ \$3,600
42x60	RPD.R.4260	\$5,400	+ \$1,328	+ \$2,486
42x72	RPD.R.4272	\$5,629	+ \$1,328	+ \$2,486
42x96	RPD.R.4296	\$6,122	+ \$1,866	+ \$3,600
42x120	RPD.R.42120	\$6,699	+ \$1,866	+ \$3,600
42x144	RPD.R.42144	\$7,749	+ \$1,866	+ \$3,600



Rectangle



SIZE A X B	BASIC MODEL	A	B	C
32x60	RPDT.R.3260	\$5,794	+ \$1,328	+ \$2,486
32x72	RPDT.R.3272	\$6,018	+ \$1,328	+ \$2,486
32x96	RPDT.R.3296	\$6,440	+ \$1,866	+ \$3,600
32x120	RPDT.R.32120	\$6,981	+ \$1,866	+ \$3,600
32x144	RPDT.R.32144	\$7,422	+ \$1,866	+ \$3,600
42x60	RPDT.R.4260	\$6,643	+ \$1,328	+ \$2,486
42x72	RPDT.R.4272	\$6,868	+ \$1,328	+ \$2,486
42x96	RPDT.R.4296	\$7,355	+ \$1,866	+ \$3,600
42x120	RPDT.R.42120	\$7,930	+ \$1,866	+ \$3,600
42x144	RPDT.R.42144	\$8,974	+ \$1,866	+ \$3,600

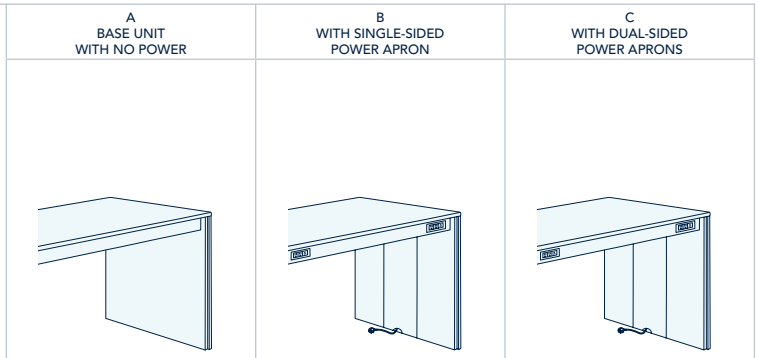
RAPPORT ISLAND

PRICING

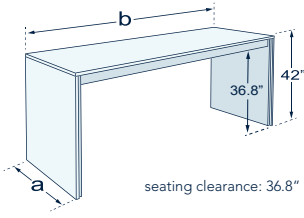
Standing Height - 42"

ORIGINAL LINES PRICING GUIDE


MAY 2024 V1.0



Rectangle



SIZE A X B	BASIC MODEL	A	B	C
32x60	RPDB.R.3260	\$5,794	+ \$1,328	+ \$2,486
32x72	RPDB.R.3272	\$6,018	+ \$1,328	+ \$2,486
32x96	RPDB.R.3296	\$6,440	+ \$1,866	+ \$3,600
32x120	RPDB.R.32120	\$6,981	+ \$1,866	+ \$3,600
32x144	RPDB.R.32144	\$7,422	+ \$1,866	+ \$3,600
42x60	RPDB.R.4260	\$6,643	+ \$1,328	+ \$2,486
42x72	RPDB.R.4272	\$6,868	+ \$1,328	+ \$2,486
42x96	RPDB.R.4296	\$7,355	+ \$1,866	+ \$3,600
42x120	RPDB.R.42120	\$7,930	+ \$1,866	+ \$3,600
42x144	RPDB.R.42144	\$8,974	+ \$1,866	+ \$3,600



HOW TO ORDER

Model Number, Finishes, Options

Model Number

Basic Model + Edge* (ex: PTA.S.3636.EB9)

*[Click here](#) to review all current SurfaceWorks edge options

Finish Selection

[Click here](#) to review all current SurfaceWorks finishes

Top Surface Finish

- Group 1 Laminate std
- Group 2 Laminate std
- Other Laminate/Material quote required

Top Edge Finish

- Standard Edge Color std
- Non-Standard Edge Color quote required

Base Finish

- P300 Black std
- P348 Designer White std
- P354 HM Medium Tone std
- P378 Sand std
- P387 HM Innertone Light std
- P406 Black Wrinkle std
- P431 Metallic Silver std
- P466 Champagne Metallic std
- Other Base Finish quote required

Base Foot Option

- G Adjustable Glides std
- S Self-Leveling Glides + \$90
- C Casters* + \$127

*Casters are not available with Pub Height Tables

ARCHES PERFORMANCE TABLE

PRICING

Seated Height - 29"

ORIGINAL LINES PRICING GUIDE

MAY 2024 V1.0



A EDGE BAND & T-EDGE	B EDGE BAND & T-EDGE	C EDGE BAND	D URETHANE EDGE	E URETHANE EDGE	F URETHANE EDGE	G WOOD EDGE	H WOOD EDGE
AB				MA1			WA2
EB	EB9		MP3	MA3			WB1
EBR	T10		MT1	MA4			WC2
T4	T8	PK4	MT6	MA7	MP2	W2E	WC3

Round



SIZE	BASIC MODEL	A	B	C	D	E	F	G	H
30dia	PTA.D.30	\$924	\$992	\$1,257	\$1,362	\$1,362	\$1,362	\$1,257	\$1,351
36dia	PTA.D.36	\$984	\$1,061	\$1,427	\$1,474	\$1,474	\$1,474	\$1,427	\$1,588
42dia	PTA.D.42	\$1,162	\$1,253	\$1,539	\$1,650	\$1,650	\$1,650	\$1,539	\$1,653
48dia	PTA.D.48	\$1,269	\$1,381	\$1,683	\$1,809	\$1,809	\$1,809	\$1,683	\$1,797

Square



SIZE	BASIC MODEL	A	B	C	D	E	F	G	H
24x24	PTA.S.2424	\$855	\$904	\$1,008	\$1,176	\$1,176	n/a	\$1,008	\$1,120
30x30	PTA.S.3030	\$904	\$973	\$1,104	\$1,296	\$1,296	\$1,296	\$1,104	\$1,226
36x36	PTA.S.3636	\$1,053	\$1,121	\$1,271	\$1,502	\$1,502	\$1,502	\$1,271	\$1,434
42x42	PTA.S.4242	\$1,155	\$1,248	\$1,315	\$1,632	\$1,632	\$1,632	\$1,315	\$1,490

Rectangle



SIZE	NOTES	BASIC MODEL	A	B	C	D	E	F	G	H
24x30		PTA.R.2430	\$880	\$938	\$1,041	\$1,172	\$1,172	n/a	\$1,041	\$1,154
24x36		PTA.R.2436	\$888	\$949	\$1,060	\$1,212	\$1,212	\$1,212	\$1,060	\$1,165
24x42		PTA.R.2442	\$999	\$1,063	\$1,228	\$1,251	\$1,251	\$1,251	\$1,228	\$1,358
24x48		PTA.R.2448	\$1,036	\$1,104	\$1,270	\$1,411	\$1,411	n/a	\$1,270	\$1,405
24x60	2 T-Legs	PTA.R.2460	\$869	\$948	\$1,150	\$1,296	\$1,296	n/a	\$1,150	\$1,255
24x72	2 T-Legs	PTA.R.2472	\$918	\$1,024	\$1,246	\$1,430	\$1,430	n/a	\$1,246	\$1,344
24x84	2 T-Legs	PTA.R.2484	\$1,025	\$1,140	\$1,323	n/a	n/a	n/a	\$1,323	\$1,545
24x96	2 T-Legs	PTA.R.2496	\$1,089	\$1,254	\$1,411	n/a	n/a	n/a	\$1,411	\$1,648
30x36		PTA.R.3036	\$1,004	\$1,068	\$1,222	\$1,258	\$1,258	\$1,258	\$1,222	\$1,350
30x42		PTA.R.3042	\$1,031	\$1,102	\$1,259	\$1,402	\$1,402	\$1,402	\$1,259	\$1,404
30x48		PTA.R.3048	\$1,089	\$1,172	\$1,344	\$1,497	\$1,497	\$1,497	\$1,344	\$1,458
30x60	2 T-Legs	PTA.R.3060	\$946	\$1,071	\$1,246	\$1,450	\$1,450	\$1,450	\$1,246	\$1,348
30x72	2 T-Legs	PTA.R.3072	\$1,001	\$1,142	\$1,344	\$1,568	\$1,568	\$1,568	\$1,344	\$1,460
30x84	2 T-Legs	PTA.R.3084	\$1,162	\$1,320	\$1,485	n/a	n/a	n/a	\$1,485	\$1,746
30x96	2 T-Legs	PTA.R.3096	\$1,216	\$1,378	\$1,574	n/a	n/a	n/a	\$1,574	\$1,844

ARCHES PERFORMANCE TABLE

PRICING

Seated Height - 29"

ORIGINAL LINES PRICING GUIDE

MAY 2024 V1.0



A EDGE BAND & T-EDGE	B EDGE BAND & T-EDGE	C EDGE BAND	D URETHANE EDGE	E URETHANE EDGE	F URETHANE EDGE	G WOOD EDGE	H WOOD EDGE
AB				MA1			WA2
EB	EB9		MP3	MA3			WB1
EBR	T10		MT1	MA4			WC2
T4	T8	PK4	MT6	MA7	MP2	W2E	WC3

Rectangle



SIZE	NOTES	BASIC MODEL	EDGE BAND & T-EDGE								
			A	B	C	D	E	F	G	H	
36x42		PTA.R.3642	\$1,119	\$1,197	\$1,341	\$1,360	\$1,360	\$1,360	\$1,360	\$1,341	\$1,519
36x48		PTA.R.3648	\$1,145	\$1,232	\$1,389	\$1,391	\$1,391	\$1,391	\$1,391	\$1,389	\$1,554
36x60	2 T-Legs	PTA.R.3660	\$1,021	\$1,131	\$1,287	\$1,512	\$1,512	\$1,512	\$1,512	\$1,287	\$1,449
36x72	2 T-Legs	PTA.R.3672	\$1,083	\$1,212	\$1,400	\$1,621	\$1,621	\$1,621	\$1,621	\$1,400	\$1,625
36x84	2 T-Legs	PTA.R.3684	\$1,220	\$1,381	\$1,539	n/a	n/a	n/a	n/a	\$1,539	\$1,780
36x96	2 T-Legs	PTA.R.3696	\$1,274	\$1,451	\$1,547	n/a	n/a	n/a	n/a	\$1,547	\$1,836

ARCHES PERFORMANCE TABLE

PRICING

Pub Height - 42"

ORIGINAL LINES PRICING GUIDE

MAY 2024 V1.0



A EDGE BAND & T-EDGE	B EDGE BAND & T-EDGE	C EDGE BAND	D URETHANE EDGE	E URETHANE EDGE	F URETHANE EDGE	G WOOD EDGE	H WOOD EDGE
AB				MA1			WA2
EB	EB9		MP3	MA3			WB1
EBR	T10		MT1	MA4			WC2
T4	T8	PK4	MT6	MA7	MP2	W2E	WC3

Round



SIZE	BASIC MODEL	A	B	C	D	E	F	G	H
30dia	PTAB.D.30	\$1,142	\$1,210	\$1,475	\$1,580	\$1,580	\$1,580	\$1,475	\$1,569
36dia	PTAB.D.36	\$1,226	\$1,303	\$1,669	\$1,716	\$1,716	\$1,716	\$1,669	\$1,830
42dia	PTAB.D.42	\$1,310	\$1,401	\$1,687	\$1,798	\$1,798	\$1,798	\$1,687	\$1,801

Square



SIZE	BASIC MODEL	A	B	C	D	E	F	G	H
24x24	PTAB.S.2424	\$974	\$1,023	\$1,127	\$1,295	\$1,295	n/a	\$1,127	\$1,239
30x30	PTAB.S.3030	\$1,121	\$1,190	\$1,321	\$1,513	\$1,513	\$1,513	\$1,321	\$1,443
36x36	PTAB.S.3636	\$1,200	\$1,268	\$1,418	\$1,649	\$1,649	\$1,649	\$1,418	\$1,581
42x42	PTAB.S.4242	\$1,274	\$1,367	\$1,434	\$1,751	\$1,751	\$1,751	\$1,434	\$1,609

Rectangle



SIZE	BASIC MODEL	A	B	C	D	E	F	G	H
24x30	PTAB.R.2430	\$1,097	\$1,155	\$1,258	\$1,389	\$1,389	n/a	\$1,258	\$1,371
24x36	PTAB.R.2436	\$1,106	\$1,167	\$1,278	\$1,430	\$1,430	\$1,430	\$1,278	\$1,383
30x36	PTAB.R.3036	\$1,152	\$1,216	\$1,370	\$1,406	\$1,406	\$1,406	\$1,370	\$1,498
30x42	PTAB.R.3042	\$1,178	\$1,249	\$1,406	\$1,549	\$1,549	\$1,549	\$1,406	\$1,551

ARCHES PERFORMANCE TABLE

PRICING Flip-Top

ORIGINAL LINES PRICING GUIDE

MAY 2024 V1.0



A EDGE BAND & T-EDGE	B EDGE BAND & T-EDGE	C EDGE BAND	D URETHANE EDGE	E URETHANE EDGE	F URETHANE EDGE	G WOOD EDGE	H WOOD EDGE
AB	EB9		MP3	MA1			WA2
EB	T10		MT1	MA3			WB1
EBR	T8	PK4	MT6	MA4			WC2
T4				MA7	MP2	W2E	WC3

Round




SIZE	BASIC MODEL	A	B	C	D	E	F	G	H
30dia	PTAP.D.30	\$1,221	\$1,289	\$1,554	\$1,659	\$1,659	\$1,659	\$1,554	\$1,648
36dia	PTAP.D.36	\$1,380	\$1,457	\$1,823	\$1,870	\$1,870	\$1,870	\$1,823	\$1,984
42dia	PTAP.D.42	\$1,487	\$1,578	\$1,864	\$1,975	\$1,975	\$1,975	\$1,864	\$1,978
48dia	PTAP.D.48	\$1,565	\$1,677	\$1,979	\$2,105	\$2,105	\$2,105	\$1,979	\$2,093

Square



SIZE	BASIC MODEL	A	B	C	D	E	F	G	H
24x24	PTAP.S.2424	\$1,153	\$1,202	\$1,306	\$1,474	\$1,474	n/a	\$1,306	\$1,418
30x30	PTAP.S.3030	\$1,300	\$1,369	\$1,500	\$1,692	\$1,692	\$1,692	\$1,500	\$1,622
36x36	PTAP.S.3636	\$1,378	\$1,446	\$1,596	\$1,827	\$1,827	\$1,827	\$1,596	\$1,759
42x42	PTAP.S.4242	\$1,452	\$1,545	\$1,612	\$1,929	\$1,929	\$1,929	\$1,612	\$1,787

Rectangle



SIZE	BASIC MODEL	A	B	C	D	E	F	G	H
24x30	PTAP.R.2430	\$1,177	\$1,235	\$1,338	\$1,469	\$1,469	n/a	\$1,338	\$1,451
24x36	PTAP.R.2436	\$1,186	\$1,247	\$1,358	\$1,510	\$1,510	\$1,510	\$1,358	\$1,463
24x42	PTAP.R.2442	\$1,302	\$1,366	\$1,531	\$1,554	\$1,554	\$1,554	\$1,531	\$1,661
24x48	PTAP.R.2448	\$1,332	\$1,400	\$1,566	\$1,707	\$1,707	n/a	\$1,566	\$1,701
30x36	PTAP.R.3036	\$1,331	\$1,395	\$1,549	\$1,585	\$1,585	\$1,585	\$1,549	\$1,677
30x42	PTAP.R.3042	\$1,356	\$1,427	\$1,584	\$1,727	\$1,727	\$1,727	\$1,584	\$1,729
30x48	PTAP.R.3048	\$1,385	\$1,468	\$1,640	\$1,793	\$1,793	\$1,793	\$1,640	\$1,754
36x42	PTAP.R.3642	\$1,416	\$1,494	\$1,638	\$1,657	\$1,657	\$1,657	\$1,638	\$1,816



HOW TO ORDER

Model Number, Finishes, Options

Model Number

Basic Model + Edge* (ex: PTEB.R.2436.MA3)

*[Click here](#) to review all current SurfaceWorks edge options

Finish Selection

[Click here](#) to review all current SurfaceWorks finishes

Top Surface Finish

- Group 1 Laminate std
- Group 2 Laminate std
- Other Laminate/Material quote required

Top Edge Finish

- Standard Edge Color std
- Non-Standard Edge Color quote required

Base Finish

- P300 Black std
- P348 Designer White std
- P354 HM Medium Tone std
- P378 Sand std
- P387 HM Innertone Light std
- P406 Black Wrinkle std
- P431 Metallic Silver std
- P466 Champagne Metallic std
- Other Base Finish quote required

Base Foot Option

- G Adjustable Glides std
- S Self-Leveling Glides + \$90
- C Casters* + \$127

*Casters are not available with Pub Height Tables

EXTOL PERFORMANCE TABLE

PRICING

Seated Height - 29"

ORIGINAL LINES PRICING GUIDE

MAY 2024 V1.0



A EDGE BAND & T-EDGE	B EDGE BAND & T-EDGE	C EDGE BAND	D URETHANE EDGE	E URETHANE EDGE	F URETHANE EDGE	G WOOD EDGE	H WOOD EDGE
AB				MA1			WA2
EB	EB9		MP3	MA3			WB1
EBR	T10		MT1	MA4			WC2
T4	T8	PK4	MT6	MA7	MP2	W2E	WC3

Round



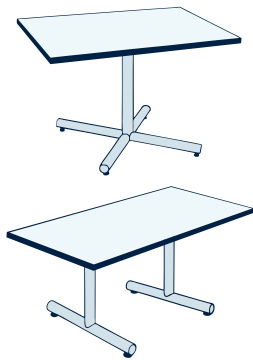
SIZE	BASIC MODEL	A	B	C	D	E	F	G	H
24dia	PTE.D.24	\$659	\$709	\$934	\$1,061	\$1,061	\$1,061	\$934	\$1,080
30dia	PTE.D.30	\$729	\$797	\$1,062	\$1,167	\$1,167	\$1,167	\$1,062	\$1,156
36dia	PTE.D.36	\$788	\$865	\$1,231	\$1,278	\$1,278	\$1,278	\$1,231	\$1,392
42dia	PTE.D.42	\$886	\$977	\$1,263	\$1,374	\$1,374	\$1,374	\$1,263	\$1,377
48dia	PTE.D.48	\$1,017	\$1,129	\$1,431	\$1,557	\$1,557	\$1,557	\$1,431	\$1,545

Square



SIZE	BASIC MODEL	A	B	C	D	E	F	G	H
24x24	PTE.S.2424	\$645	\$694	\$798	\$966	\$966	n/a	\$798	\$910
30x30	PTE.S.3030	\$711	\$780	\$911	\$1,103	\$1,103	\$1,103	\$911	\$1,033
36x36	PTE.S.3636	\$773	\$841	\$991	\$1,222	\$1,222	\$1,222	\$991	\$1,154
42x42	PTE.S.4242	\$924	\$1,017	\$1,084	\$1,401	\$1,401	\$1,401	\$1,084	\$1,259
48x48	PTE.S.4848	\$997	\$1,124	\$1,165	\$1,570	\$1,570	\$1,570	\$1,165	\$1,356

Rectangle



SIZE	NOTES	BASIC MODEL	A	B	C	D	E	F	G	H
24x30		PTE.R.2430	\$667	\$725	\$828	\$959	\$959	n/a	\$828	\$941
24x36		PTE.R.2436	\$696	\$757	\$868	\$1,020	\$1,020	\$1,020	\$868	\$973
24x42		PTE.R.2442	\$797	\$861	\$1,026	\$1,049	\$1,049	\$1,049	\$1,026	\$1,156
24x48	2 T-Legs	PTE.R.2448	\$805	\$873	\$1,039	\$1,180	\$1,180	n/a	\$1,039	\$1,174
24x60	2 T-Legs	PTE.R.2460	\$836	\$915	\$1,117	\$1,263	\$1,263	n/a	\$1,117	\$1,222
24x72	2 T-Legs	PTE.R.2472	\$887	\$993	\$1,215	\$1,399	\$1,399	n/a	\$1,215	\$1,313
24x84	2 T-Legs	PTE.R.2484	\$993	\$1,108	\$1,291	n/a	n/a	n/a	\$1,291	\$1,513
24x96	2 T-Legs	PTE.R.2496	\$1,056	\$1,221	\$1,378	n/a	n/a	n/a	\$1,378	\$1,615
30x36		PTE.R.3036	\$726	\$790	\$944	\$980	\$980	\$980	\$944	\$1,072
30x42		PTE.R.3042	\$831	\$902	\$1,059	\$1,202	\$1,202	\$1,202	\$1,059	\$1,204
30x48	2 T-Legs	PTE.R.3048	\$856	\$939	\$1,111	\$1,264	\$1,264	\$1,264	\$1,111	\$1,225
30x60	2 T-Legs	PTE.R.3060	\$912	\$1,037	\$1,212	\$1,416	\$1,416	\$1,416	\$1,212	\$1,314
30x72	2 T-Legs	PTE.R.3072	\$967	\$1,108	\$1,310	\$1,534	\$1,534	\$1,534	\$1,310	\$1,426
30x84	2 T-Legs	PTE.R.3084	\$1,128	\$1,286	\$1,451	n/a	n/a	n/a	\$1,451	\$1,712

EXTOL PERFORMANCE TABLE

PRICING

Seated Height - 29"

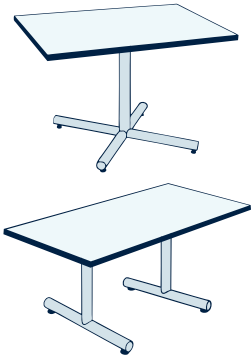
ORIGINAL LINES PRICING GUIDE

MAY 2024 V1.0



A EDGE BAND & T-EDGE	B EDGE BAND & T-EDGE	C EDGE BAND	D URETHANE EDGE	E URETHANE EDGE	F URETHANE EDGE	G WOOD EDGE	H WOOD EDGE
AB				MA1			WA2
EB	EB9		MP3	MA3			WB1
EBR	T10		MT1	MA4			WC2
T4	T8	PK4	MT6	MA7	MP2	W2E	WC3

Rectangle



SIZE	NOTES	BASIC MODEL	A	B	C	D	E	F	G	H
30x96	2 T-Legs	PTE.R.3096	\$1,182	\$1,344	\$1,540	n/a	n/a	n/a	\$1,540	\$1,810
36x42	2 T-Legs	PTE.R.3642	\$889	\$967	\$1,111	\$1,130	\$1,130	\$1,130	\$1,111	\$1,289
36x48	2 T-Legs	PTE.R.3648	\$914	\$1,001	\$1,158	\$1,160	\$1,160	\$1,160	\$1,158	\$1,323
36x60	2 T-Legs	PTE.R.3660	\$987	\$1,097	\$1,253	\$1,478	\$1,478	\$1,478	\$1,253	\$1,415
36x72	2 T-Legs	PTE.R.3672	\$1,049	\$1,178	\$1,366	\$1,587	\$1,587	\$1,587	\$1,366	\$1,591
36x84	2 T-Legs	PTE.R.3684	\$1,185	\$1,346	\$1,504	n/a	n/a	n/a	\$1,504	\$1,745
36x96	2 T-Legs	PTE.R.3696	\$1,239	\$1,416	\$1,512	n/a	n/a	n/a	\$1,512	\$1,801

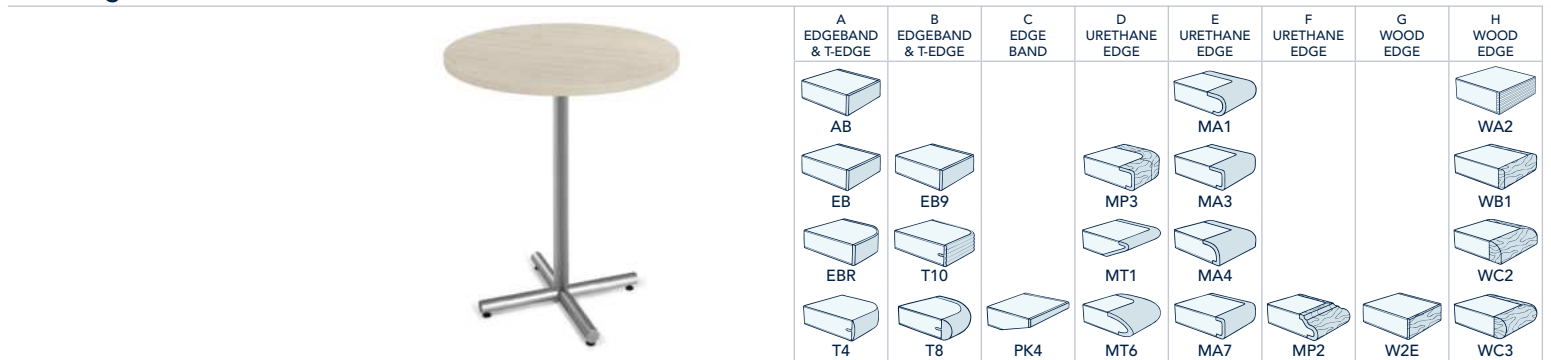
EXTOL PERFORMANCE TABLE

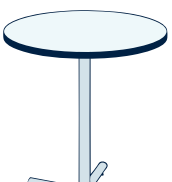
PRICING


Pub Height - 42"


ORIGINAL LINES PRICING GUIDE

MAY 2024 V1.0



Round	SIZE	BASIC MODEL	A	B	C	D	E	F	G	H
			EDGE BAND & T-EDGE	EDGE BAND & T-EDGE	EDGE BAND	URETHANE EDGE	URETHANE EDGE	URETHANE EDGE	WOOD EDGE	WOOD EDGE
	24dia	PTEB.D.24	\$702	\$752	\$977	\$1,104	\$1,104	\$1,104	\$977	\$1,123
	30dia	PTEB.D.30	\$772	\$840	\$1,105	\$1,210	\$1,210	\$1,210	\$1,105	\$1,199
	36dia	PTEB.D.36	\$895	\$972	\$1,338	\$1,385	\$1,385	\$1,385	\$1,338	\$1,499
	42dia	PTEB.D.42	\$997	\$1,088	\$1,374	\$1,485	\$1,485	\$1,485	\$1,374	\$1,488

Square	SIZE	BASIC MODEL	A	B	C	D	E	F	G	H
			EDGE BAND & T-EDGE	EDGE BAND & T-EDGE	EDGE BAND	URETHANE EDGE	URETHANE EDGE	URETHANE EDGE	WOOD EDGE	WOOD EDGE
	24x24	PTEB.S.2424	\$703	\$752	\$856	\$1,024	\$1,024	n/a	\$856	\$968
	30x30	PTEB.S.3030	\$764	\$833	\$964	\$1,156	\$1,156	\$1,156	\$964	\$1,086
	36x36	PTEB.S.3636	\$870	\$938	\$1,088	\$1,319	\$1,319	\$1,319	\$1,088	\$1,251
	42x42	PTEB.S.4242	\$960	\$1,053	\$1,120	\$1,437	\$1,437	\$1,437	\$1,120	\$1,295

Rectangle	SIZE	BASIC MODEL	A	B	C	D	E	F	G	H
			EDGE BAND & T-EDGE	EDGE BAND & T-EDGE	EDGE BAND	URETHANE EDGE	URETHANE EDGE	URETHANE EDGE	WOOD EDGE	WOOD EDGE
	24x30	PTEB.R.2430	\$727	\$785	\$888	\$1,019	\$1,019	n/a	\$888	\$1,001
	24x36	PTEB.R.2436	\$748	\$809	\$920	\$1,072	\$1,072	\$1,072	\$920	\$1,025
	30x36	PTEB.R.3036	\$771	\$835	\$989	\$1,025	\$1,025	\$1,025	\$989	\$1,117
	30x42	PTEB.R.3042	\$864	\$935	\$1,092	\$1,235	\$1,235	\$1,235	\$1,092	\$1,237

EXTOL PERFORMANCE TABLE

PRICING Flip-Top

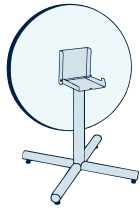
ORIGINAL LINES PRICING GUIDE

MAY 2024 V1.0



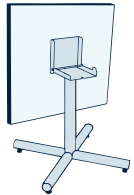
A EDGE BAND & T-EDGE	B EDGE BAND & T-EDGE	C EDGE BAND	D URETHANE EDGE	E URETHANE EDGE	F URETHANE EDGE	G WOOD EDGE	H WOOD EDGE
AB				MA1			WA2
EB	EB9		MP3	MA3			WB1
EBR	T10		MT1	MA4			WC2
T4	T8	PK4	MT6	MA7	MP2	W2E	WC3

Round



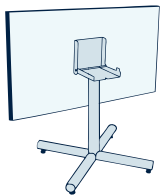
SIZE	BASIC MODEL	A	B	C	D	E	F	G	H
24dia	PTEP.D.24	\$793	\$843	\$1,068	\$1,195	\$1,195	\$1,195	\$1,068	\$1,214
30dia	PTEP.D.30	\$863	\$931	\$1,196	\$1,301	\$1,301	\$1,301	\$1,196	\$1,290
36dia	PTEP.D.36	\$931	\$1,008	\$1,374	\$1,421	\$1,421	\$1,421	\$1,374	\$1,535
42dia	PTEP.D.42	\$1,067	\$1,158	\$1,444	\$1,555	\$1,555	\$1,555	\$1,444	\$1,558

Square



SIZE	BASIC MODEL	A	B	C	D	E	F	G	H
24x24	PTEP.S.2424	\$775	\$824	\$928	\$1,096	\$1,096	n/a	\$928	\$1,040
30x30	PTEP.S.3030	\$842	\$911	\$1,042	\$1,234	\$1,234	\$1,234	\$1,042	\$1,164
36x36	PTEP.S.3636	\$904	\$972	\$1,122	\$1,353	\$1,353	\$1,353	\$1,122	\$1,285
42x42	PTEP.S.4242	\$1,030	\$1,123	\$1,190	\$1,507	\$1,507	\$1,507	\$1,190	\$1,365

Rectangle



SIZE	BASIC MODEL	A	B	C	D	E	F	G	H
24x30	PTEP.R.2430	\$819	\$877	\$980	\$1,111	\$1,111	n/a	\$980	\$1,093
24x36	PTEP.R.2436	\$834	\$895	\$1,006	\$1,158	\$1,158	\$1,158	\$1,006	\$1,111
24x42	PTEP.R.2442	\$904	\$968	\$1,133	\$1,156	\$1,156	\$1,156	\$1,133	\$1,263
24x48	PTEP.R.2448	\$933	\$1,001	\$1,167	\$1,308	\$1,308	n/a	\$1,167	\$1,302
30x36	PTEP.R.3036	\$856	\$920	\$1,074	\$1,110	\$1,110	\$1,110	\$1,074	\$1,202
30x42	PTEP.R.3042	\$935	\$1,006	\$1,163	\$1,306	\$1,306	\$1,306	\$1,163	\$1,308
30x48	PTEP.R.3048	\$983	\$1,066	\$1,238	\$1,391	\$1,391	\$1,391	\$1,238	\$1,352
36x42	PTEP.R.3642	\$995	\$1,073	\$1,217	\$1,236	\$1,236	\$1,236	\$1,217	\$1,395



HOW TO ORDER

Model Number, Finishes, Options

Model Number

Basic Model + Edge* (ex: PTEN.D.60DIA.T4)

*[Click here](#) to review all current SurfaceWorks edge options

Finish Selection

[Click here](#) to review all current SurfaceWorks finishes

Top Surface Finish

Group 1 Laminate std

Group 2 Laminate std

Other Laminate/Material quote required

Top Edge Finish

Standard Edge Color std

Non-Standard Edge Color quote required

Base Finish

P300 Black std

P348 Designer White std

P354 HM Medium Tone std

P378 Sand std

P387 HM Innertone Light std

P406 Black Wrinkle std

P431 Metallic Silver std

P466 Champagne Metallic std

Other Base Finish quote required

Base Foot

Casters std

EXTOL T-FLIP PERFORMANCE TABLE

PRICING

Seated Height - 29"

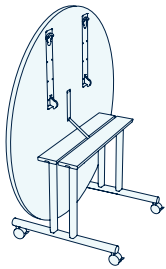
ORIGINAL LINES PRICING GUIDE

MAY 2024 V1.0



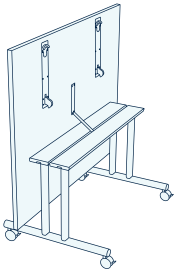
A EDGE BAND & T-EDGE	B EDGE BAND & T-EDGE	C EDGE BAND	D URETHANE EDGE	E URETHANE EDGE	F URETHANE EDGE	G WOOD EDGE	H WOOD EDGE
AB				MA1			WA2
EB	EB9		MP3	MA3			WB1
EBR	T10		MT1	MA4			WC2
T4	T8	PK4	MT6	MA7	MP2	W2E	WC3

Round



SIZE	BASIC MODEL	A	B	C	D	E	F	G	H
60dia	PTEN.D.60	\$3,932	\$4,103	\$4,400	\$4,475	\$4,475	\$4,475	\$4,400	\$4,641

Rectangle



SIZE	BASIC MODEL	A	B	C	D	E	F	G	H
48x60	PTEN.R.4860	\$4,144	\$4,288	\$4,401	n/a	n/a	n/a	\$4,401	\$4,658
48x72	PTEN.R.4872	\$4,244	\$4,411	\$4,565	n/a	n/a	n/a	\$4,565	\$4,870



HOW TO ORDER

Model Number, Finishes, Options

Model Number

Basic Model + Edge* (ex: FDP.S.3636.MT9)

*[Click here](#) to review all current SurfaceWorks edge options

Finish Selection

[Click here](#) to review all current SurfaceWorks finishes

Top Surface Finish

- Group 1 Laminate std
- Group 2 Laminate std
- Other Laminate/Material quote required

Top Edge Finish

- Standard Edge Color std
- Non-Standard Edge Color quote required

Base Finish

- P300 Black std
- P348 Designer White std
- P354 HM Medium Tone std
- P387 HM Innertone Light std
- P406 Black Wrinkle std
- P431 Metallic Silver std
- P466 Champagne Metallic std
- Other Base Finish quote required

Base Foot Option

- G Adjustable Glides std
- C Casters + \$127

FREEDOM POST LEG PERFORMANCE TABLE

PRICING

Seated Height - 29"

ORIGINAL LINES PRICING GUIDE

MAY 2024 V1.0



A EDGE BAND & T-EDGE	B EDGE BAND & T-EDGE	C EDGE BAND	D URETHANE EDGE	E URETHANE EDGE	F URETHANE EDGE	G WOOD EDGE	H WOOD EDGE
AB	EB		MP3	MA1			WA2
EBR	EB9		MT1	MA3			WB1
T4	T10	PK4	MT6	MA4	MP2	W2E	WC2
	T8			MA7			WC3

Round



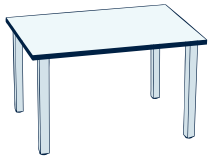
SIZE	NOTES	BASIC MODEL	A	B	C	D	E	F	G	H
24dia	3 Legs	FDP.D.24	\$611	\$661	\$886	\$1,013	\$1,013	\$1,013	\$886	\$1,032
30dia	3 Legs	FDP.D.30	\$667	\$735	\$1,000	\$1,105	\$1,105	\$1,105	\$1,000	\$1,094
36dia		FDP.D.36	\$876	\$953	\$1,319	\$1,366	\$1,366	\$1,366	\$1,319	\$1,480
42dia		FDP.D.42	\$969	\$1,060	\$1,346	\$1,457	\$1,457	\$1,457	\$1,346	\$1,460
48dia		FDP.D.48	\$1,053	\$1,165	\$1,467	\$1,593	\$1,593	\$1,593	\$1,467	\$1,581

Square



SIZE A X B	BASIC MODEL	A	B	C	D	E	F	G	H
24x24	FDPS.2424	\$736	\$785	\$889	\$1,057	\$1,057	n/a	\$889	\$1,001
30x30	FDPS.3030	\$787	\$856	\$987	\$1,179	\$1,179	\$1,179	\$987	\$1,109
36x36	FDPS.3636	\$846	\$914	\$1,064	\$1,295	\$1,295	\$1,295	\$1,064	\$1,227
42x42	FDPS.4242	\$928	\$1,021	\$1,088	\$1,405	\$1,405	\$1,405	\$1,088	\$1,263
48x48	FDPS.4848	\$1,010	\$1,137	\$1,178	\$1,583	\$1,583	\$1,583	\$1,178	\$1,369

Rectangle



SIZE A X B	BASIC MODEL	A	B	C	D	E	F	G	H
30x48	FDP.R.3048	\$852	\$935	\$1,107	\$1,260	\$1,260	\$1,260	\$1,107	\$1,221
30x60	FDP.R.3060	\$919	\$1,044	\$1,219	\$1,423	\$1,423	\$1,423	\$1,219	\$1,321
30x72	FDP.R.3072	\$1,036	\$1,177	\$1,379	\$1,603	\$1,603	\$1,603	\$1,379	\$1,495
36x48	FDP.R.3648	\$919	\$1,006	\$1,163	\$1,165	\$1,165	\$1,165	\$1,163	\$1,328
36x60	FDP.R.3660	\$998	\$1,108	\$1,264	\$1,489	\$1,489	\$1,489	\$1,264	\$1,426
36x72	FDP.R.3672	\$1,187	\$1,316	\$1,504	\$1,725	\$1,725	\$1,725	\$1,504	\$1,729



HOW TO ORDER

Model Number, Finishes, Options

Model Number

Basic Model + Edge* (ex: FDAG.S.3030.WB1)

*[Click here](#) to review all current SurfaceWorks edge options

Finish Selection

[Click here](#) to review all current SurfaceWorks finishes

Top Surface Finish

- Group 1 Laminate std
- Group 2 Laminate std
- Other Laminate/Material quote required

Top Edge Finish

- Standard Edge Color std
- Non-Standard Edge Color quote required

Base Finish

- P300 Black std
- P348 Designer White std
- P354 HM Medium Tone std
- P387 HM Innertone Light std
- P406 Black Wrinkle std
- P431 Metallic Silver std
- P466 Champagne Metallic std
- Other Base Finish quote required

Base Foot Option

- G Adjustable Glides std
- C Casters* + \$127

*Casters add 2" to minimum & maximum height of height adjustable tables

FREEDOM X-BASE PERFORMANCE TABLE

PRICING

Seated Height - 29"

ORIGINAL LINES PRICING GUIDE

MAY 2024 V1.0



A EDGE BAND & T-EDGE	B EDGE BAND & T-EDGE	C EDGE BAND	D URETHANE EDGE	E URETHANE EDGE	F URETHANE EDGE	G WOOD EDGE	H WOOD EDGE
AB				MA1			WA2
EB	EB9		MP3	MA3			WB1
EBR	T10		MT1	MA4			WC2
T4	T8	PK4	MT6	MA7	MP2	W2E	WC3

Round



SIZE	BASIC MODEL	A	B	C	D	E	F	G	H
30dia	FDA.D.30	\$1,050	\$1,118	\$1,383	\$1,488	\$1,488	\$1,488	\$1,383	\$1,477
36dia	FDA.D.36	\$1,189	\$1,266	\$1,632	\$1,679	\$1,679	\$1,679	\$1,632	\$1,793
42dia	FDA.D.42	\$1,282	\$1,373	\$1,659	\$1,770	\$1,770	\$1,770	\$1,659	\$1,773
48dia	FDA.D.48	\$1,367	\$1,479	\$1,781	\$1,907	\$1,907	\$1,907	\$1,781	\$1,895

Square



SIZE A X B	BASIC MODEL	A	B	C	D	E	F	G	H
24x24	FDA.S.2424	\$959	\$1,008	\$1,112	\$1,280	\$1,280	n/a	\$1,112	\$1,224
30x30	FDA.S.3030	\$1,026	\$1,095	\$1,226	\$1,418	\$1,418	\$1,418	\$1,226	\$1,348
36x36	FDA.S.3636	\$1,160	\$1,228	\$1,378	\$1,609	\$1,609	\$1,609	\$1,378	\$1,541
42x42	FDA.S.4242	\$1,242	\$1,335	\$1,402	\$1,719	\$1,719	\$1,719	\$1,402	\$1,577
48x48	FDA.S.4848	\$1,322	\$1,449	\$1,490	\$1,895	\$1,895	\$1,895	\$1,490	\$1,681

FREEDOM X-BASE PERFORMANCE TABLE

PRICING

Gas Height Adjustable - Range: 28" - 47"

ORIGINAL LINES PRICING GUIDE

MAY 2024 V1.0



A EDGE BAND & T-EDGE	B EDGE BAND & T-EDGE	C EDGE BAND	D URETHANE EDGE	E URETHANE EDGE	F URETHANE EDGE	G WOOD EDGE	H WOOD EDGE
AB				MA1			WA2
EB	EB9		MP3	MA3			WB1
EBR	T10		MT1	MA4			WC2
T4	T8	PK4	MT6	MA7	MP2	W2E	WC3

Round



SIZE	BASIC MODEL	A	B	C	D	E	F	G	H
30dia	FDAG.D.30	\$2,864	\$2,932	\$3,197	\$3,302	\$3,302	\$3,302	\$3,197	\$3,291
36dia	FDAG.D.36	\$3,108	\$3,185	\$3,551	\$3,598	\$3,598	\$3,598	\$3,551	\$3,712

Square



SIZE A X B	BASIC MODEL	A	B	C	D	E	F	G	H
24x24	FDAG.S.2424	\$2,769	\$2,818	\$2,922	\$3,090	\$3,090	n/a	\$2,922	\$3,034
30x30	FDAG.S.3030	\$2,842	\$2,911	\$3,042	\$3,234	\$3,234	\$3,234	\$3,042	\$3,164



HOW TO ORDER

Model Number, Finishes, Options

Model Number

Basic Model + Edge* (ex: RPBSR.3072.MA3)

*[Click here](#) to review all current SurfaceWorks edge options

Finish Selection

[Click here](#) to review all current SurfaceWorks finishes

Top Surface Finish

- Group 1 Laminate std
- Group 2 Laminate std
- Other Laminate/Material quote required

Top Edge Finish

- Standard Edge Color std
- Non-Standard Edge Color quote required

Base Finish

- P300 Black std
- P348 Designer White std
- P354 HM Medium Tone std
- P387 HM Innertone Light std
- P406 Black Wrinkle std
- P431 Metallic Silver std
- P466 Champagne Metallic std
- Other Base Finish quote required

Base Foot Option

- G Adjustable Glides standard
 - S Self-Leveling Glides + \$90
- (Casters are not available)

RAPPORT BASIC2 PERFORMANCE TABLE

PRICING

Seated Height - 29"

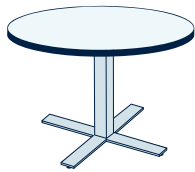
ORIGINAL LINES PRICING GUIDE

MAY 2024 V1.0




A EDGE BAND & T-EDGE	B EDGE BAND & T-EDGE	C EDGE BAND	D URETHANE EDGE	E URETHANE EDGE	F URETHANE EDGE	G WOOD EDGE	H WOOD EDGE
AB				MA1			WA2
EB	EB9		MP3	MA3			WB1
EBR	T10		MT1	MA4			WC2
T4	T8	PK4	MT6	MA7	MP2	W2E	WC3

Round




SIZE	BASIC MODEL	A	B	C	D	E	F	G	H
24dia	RPBSD.24	\$956	\$1,006	\$1,231	\$1,358	\$1,358	\$1,358	\$1,231	\$1,377
30dia	RPBSD.30	\$1,001	\$1,069	\$1,334	\$1,439	\$1,439	\$1,439	\$1,334	\$1,428
36dia	RPBSD.36	\$1,117	\$1,194	\$1,560	\$1,607	\$1,607	\$1,607	\$1,560	\$1,721
42dia	RPBSD.42	\$1,212	\$1,303	\$1,589	\$1,700	\$1,700	\$1,700	\$1,589	\$1,703
48dia	RPBSD.48	\$1,300	\$1,412	\$1,714	\$1,840	\$1,840	\$1,840	\$1,714	\$1,828

Square



SIZE	BASIC MODEL	A	B	C	D	E	F	G	H
24x24	RPBSS.2424	\$917	\$966	\$1,070	\$1,238	\$1,238	n/a	\$1,070	\$1,182
30x30	RPBSS.3030	\$1,008	\$1,077	\$1,208	\$1,400	\$1,400	\$1,400	\$1,208	\$1,330
36x36	RPBSS.3636	\$1,069	\$1,137	\$1,287	\$1,518	\$1,518	\$1,518	\$1,287	\$1,450
42x42	RPBSS.4242	\$1,069	\$1,137	\$1,287	\$1,518	\$1,518	\$1,518	\$1,287	\$1,450

Rectangle



SIZE	NOTES	BASIC MODEL	A	B	C	D	E	F	G	H
24x30		RPBSR.2430	\$942	\$1,000	\$1,103	\$1,234	\$1,234	n/a	\$1,103	\$1,216
24x36		RPBSR.2436	\$974	\$1,035	\$1,146	\$1,298	\$1,298	\$1,298	\$1,146	\$1,251
24x48	2 T-Legs	RPBSR.2448	\$1,121	\$1,189	\$1,355	\$1,496	\$1,496	n/a	\$1,355	\$1,490
24x60	2 T-Legs	RPBSR.2460	\$1,165	\$1,244	\$1,446	\$1,592	\$1,592	n/a	\$1,446	\$1,551
24x72	2 T-Legs	RPBSR.2472	\$1,208	\$1,314	\$1,536	\$1,720	\$1,720	n/a	\$1,536	\$1,634
24x84	2 T-Legs	RPBSR.2484	\$1,331	\$1,446	\$1,629	n/a	n/a	n/a	\$1,629	\$1,851
30x36		RPBSR.3036	\$1,030	\$1,094	\$1,248	\$1,284	\$1,284	\$1,284	\$1,248	\$1,376
30x48	2 T-Legs	RPBSR.3048	\$1,182	\$1,265	\$1,437	\$1,590	\$1,590	\$1,590	\$1,437	\$1,551
30x60	2 T-Legs	RPBSR.3060	\$1,232	\$1,357	\$1,532	\$1,736	\$1,736	\$1,736	\$1,532	\$1,634
30x72	2 T-Legs	RPBSR.3072	\$1,284	\$1,425	\$1,627	\$1,851	\$1,851	\$1,851	\$1,627	\$1,743
30x84	2 T-Legs	RPBSR.3084	\$1,420	\$1,578	\$1,743	n/a	n/a	n/a	\$1,743	\$2,004
36x48	2 T-Legs	RPBSR.3648	\$1,286	\$1,373	\$1,530	\$1,532	\$1,532	\$1,532	\$1,530	\$1,695
36x60	2 T-Legs	RPBSR.3660	\$1,363	\$1,473	\$1,629	\$1,854	\$1,854	\$1,854	\$1,629	\$1,791
36x72	2 T-Legs	RPBSR.3672	\$1,487	\$1,616	\$1,804	\$2,025	\$2,025	\$2,025	\$1,804	\$2,029

RAPPORT BASIC2 PERFORMANCE TABLE

ORIGINAL LINES PRICING GUIDE

PRICING

Seated Height - 29"


MAY 2024 V1.0



A EDGE BAND & T-EDGE	B EDGE BAND & T-EDGE	C EDGE BAND	D URETHANE EDGE	E URETHANE EDGE	F URETHANE EDGE	G WOOD EDGE	H WOOD EDGE
AB				MA1			WA2
EB	EB9		MP3	MA3			WB1
EBR	T10		MT1	MA4			WC2
T4	T8	PK4	MT6	MA7	MP2	W2E	WC3

Rectangle

SIZE	NOTES	BASIC MODEL	A	B	C	D	E	F	G	H
36x84	2 T-Legs	RPBSR.3684	\$1,624	\$1,785	\$1,943	n/a	n/a	n/a	\$1,943	\$2,184





















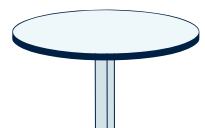
RAPPORT BASIC2 PERFORMANCE TABLE


PRICING

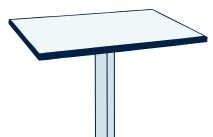
Pub Height - 42"

ORIGINAL LINES PRICING GUIDE

MAY 2024 V1.0

			A EDGE BAND & T-EDGE	B EDGE BAND & T-EDGE	C EDGE BAND	D URETHANE EDGE	E URETHANE EDGE	F URETHANE EDGE	G WOOD EDGE	H WOOD EDGE
			 AB				 MA1			 WA2
			 EB	 EB9		 MP3	 MA3			 WB1
			 EBR	 T10		 MT1	 MA4			 WC2
			 T4	 T8	 PK4	 MT6	 MA7	 MP2	 W2E	 WC3
Round	SIZE	BASIC MODEL	A	B	C	D	E	F	G	H
	30dia	RPBBD.30	\$1,156	\$1,224	\$1,489	\$1,594	\$1,594	\$1,594	\$1,489	\$1,583
	36dia	RPBBD.36	\$1,286	\$1,363	\$1,729	\$1,776	\$1,776	\$1,776	\$1,729	\$1,890
	42dia	RPBBD.42	\$1,381	\$1,472	\$1,758	\$1,869	\$1,869	\$1,869	\$1,758	\$1,872

			A	B	C	D	E	F	G	H	
	Square	SIZE	BASIC MODEL	A	B	C	D	E	F	G	H
		30x30	RPBBS.3030	\$1,194	\$1,263	\$1,394	\$1,586	\$1,586	\$1,586	\$1,394	\$1,516
		36x36	RPBBS.3636	\$1,256	\$1,324	\$1,474	\$1,705	\$1,705	\$1,705	\$1,474	\$1,637

			A	B	C	D	E	F	G	H	
	Rectangle	SIZE	BASIC MODEL	A	B	C	D	E	F	G	H
		24x30	RPBBR.2430	\$1,097	\$1,155	\$1,258	\$1,389	\$1,389	n/a	\$1,258	\$1,371
		24x36	RPBBR.2436	\$1,115	\$1,176	\$1,287	\$1,439	\$1,439	\$1,439	\$1,287	\$1,392
	30x36	RPBBR.3036	\$1,147	\$1,211	\$1,365	\$1,401	\$1,401	\$1,401	\$1,365	\$1,493	



HOW TO ORDER

Model Number, Finishes, Options

Model Number

Basic Model + Edge* (ex: RWPSR.3642.WC3)

*[Click here](#) to review all current SurfaceWorks edge options

Finish Selection

[Click here](#) to review all current SurfaceWorks finishes

Top Surface Finish

- Group 1 Laminate std
- Group 2 Laminate std
- Other Laminate/Material quote required

Top Edge Finish

- Standard Edge Color std
- Non-Standard Edge Color quote required

Base Finish

- P300 Black std
- P348 Designer White std
- P354 HM Medium Tone std
- P378 Sand std
- P387 HM Innertone Light std
- P406 Black Wrinkle std
- P431 Metallic Silver std
- P466 Champagne Metallic std
- Other Base Finish quote required

Base Foot Option

- G Adjustable Glides std
- S Self-Leveling Glides + \$90
- C Casters* + \$127

*Casters are not available with Pub Height tables

RAWSON PERFORMANCE TABLE

PRICING

Seated Height - 29"

ORIGINAL LINES PRICING GUIDE

MAY 2024 V1.0



A EDGE BAND & T-EDGE	B EDGE BAND & T-EDGE	C EDGE BAND	D URETHANE EDGE	E URETHANE EDGE	F URETHANE EDGE	G WOOD EDGE	H WOOD EDGE
AB				MA1			WA2
EB	EB9		MP3	MA3			WB1
EBR	T10		MT1	MA4			WC2
T4	T8	PK4	MT6	MA7	MP2	W2E	WC3

Round




SIZE	BASIC MODEL	A	B	C	D	E	F	G	H
24dia	RWPSD.24	\$751	\$801	\$1,026	\$1,153	\$1,153	\$1,153	\$1,026	\$1,172
30dia	RWPSD.30	\$842	\$910	\$1,175	\$1,280	\$1,280	\$1,280	\$1,175	\$1,269
36dia	RWPSD.36	\$955	\$1,032	\$1,398	\$1,445	\$1,445	\$1,445	\$1,398	\$1,559
42dia	RWPSD.42	\$1,172	\$1,263	\$1,549	\$1,660	\$1,660	\$1,660	\$1,549	\$1,663
48dia	RWPSD.48	\$1,418	\$1,530	\$1,832	\$1,958	\$1,958	\$1,958	\$1,832	\$1,946

Square



SIZE	BASIC MODEL	A	B	C	D	E	F	G	H
24x24	RW PSS.2424	\$738	\$787	\$891	\$1,059	\$1,059	n/a	\$891	\$1,003
30x30	RW PSS.3030	\$825	\$894	\$1,025	\$1,217	\$1,217	\$1,217	\$1,025	\$1,147
36x36	RW PSS.3636	\$933	\$1,001	\$1,151	\$1,382	\$1,382	\$1,382	\$1,151	\$1,314
42x42	RW PSS.4242	\$1,144	\$1,237	\$1,304	\$1,621	\$1,621	\$1,621	\$1,304	\$1,479

Rectangle



SIZE	NOTES	BASIC MODEL	A	B	C	D	E	F	G	H
24x30		RWPSR.2430	\$756	\$814	\$917	\$1,048	\$1,048	n/a	\$917	\$1,030
24x36		RWPSR.2436	\$812	\$873	\$984	\$1,136	\$1,136	\$1,136	\$984	\$1,089
24x42		RWPSR.2442	\$890	\$954	\$1,119	\$1,142	\$1,142	\$1,142	\$1,119	\$1,249
24x48	2 T-Legs	RWPSR.2448	\$1,047	\$1,115	\$1,281	\$1,422	\$1,422	n/a	\$1,281	\$1,416
24x60	2 T-Legs	RWPSR.2460	\$1,138	\$1,217	\$1,419	\$1,565	\$1,565	n/a	\$1,419	\$1,524
24x72	2 T-Legs	RWPSR.2472	\$1,177	\$1,283	\$1,505	\$1,689	\$1,689	n/a	\$1,505	\$1,603
24x84	2 T-Legs	RWPSR.2484	\$1,264	\$1,379	\$1,562	n/a	n/a	n/a	\$1,562	\$1,784
24x96	2 T-Legs	RWPSR.2496	\$1,316	\$1,481	\$1,638	n/a	n/a	n/a	\$1,638	\$1,875
30x36		RWPSR.3036	\$831	\$895	\$1,049	\$1,085	\$1,085	\$1,085	\$1,049	\$1,177
30x42		RWPSR.3042	\$917	\$988	\$1,145	\$1,288	\$1,288	\$1,288	\$1,145	\$1,290
30x48	2 T-Legs	RWPSR.3048	\$1,087	\$1,170	\$1,342	\$1,495	\$1,495	\$1,495	\$1,342	\$1,456
30x60	2 T-Legs	RWPSR.3060	\$1,207	\$1,332	\$1,507	\$1,711	\$1,711	\$1,711	\$1,507	\$1,609
30x72	2 T-Legs	RWPSR.3072	\$1,251	\$1,392	\$1,594	\$1,818	\$1,818	\$1,818	\$1,594	\$1,710
30x84	2 T-Legs	RWPSR.3084	\$1,383	\$1,541	\$1,706	n/a	n/a	n/a	\$1,706	\$1,967
30x96	2 T-Legs	RWPSR.3096	\$1,427	\$1,589	\$1,785	n/a	n/a	n/a	\$1,785	\$2,055

RAWSON PERFORMANCE TABLE

PRICING

Seated Height - 29"


ORIGINAL LINES PRICING GUIDE

MAY 2024 V1.0



A EDGE BAND & T-EDGE	B EDGE BAND & T-EDGE	C EDGE BAND	D URETHANE EDGE	E URETHANE EDGE	F URETHANE EDGE	G WOOD EDGE	H WOOD EDGE
AB				MA1			WA2
EB	EB9		MP3	MA3			WB1
EBR	T10		MT1	MA4			WC2
T4	T8	PK4	MT6	MA7	MP2	W2E	WC3

Rectangle



SIZE	NOTES	BASIC MODEL	A	B	C	D	E	F	G	H
36x42		RWPSR.3642	\$964	\$1,042	\$1,186	\$1,205	\$1,205	\$1,205	\$1,186	\$1,364
36x48	2 T-Legs	RWPSR.3648	\$1,135	\$1,222	\$1,379	\$1,381	\$1,381	\$1,381	\$1,379	\$1,544
36x60	2 T-Legs	RWPSR.3660	\$1,267	\$1,377	\$1,533	\$1,758	\$1,758	\$1,758	\$1,533	\$1,695
36x72	2 T-Legs	RWPSR.3672	\$1,318	\$1,447	\$1,635	\$1,856	\$1,856	\$1,856	\$1,635	\$1,860
36x84	2 T-Legs	RWPSR.3684	\$1,431	\$1,592	\$1,750	n/a	n/a	n/a	\$1,750	\$1,991
36x96	2 T-Legs	RWPSR.3696	\$1,473	\$1,650	\$1,746	n/a	n/a	n/a	\$1,746	\$2,035

RAWSON PERFORMANCE TABLE

PRICING

Pub Height - 42"

ORIGINAL LINES PRICING GUIDE

MAY 2024 V1.0



A EDGE BAND & T-EDGE	B EDGE BAND & T-EDGE	C EDGE BAND	D URETHANE EDGE	E URETHANE EDGE	F URETHANE EDGE	G WOOD EDGE	H WOOD EDGE
AB				MA1			WA2
EB	EB9		MP3	MA3			WB1
EBR	T10		MT1	MA4			WC2
T4	T8	PK4	MT6	MA7	MP2	W2E	WC3

Round



SIZE	BASIC MODEL	A	B	C	D	E	F	G	H
24dia	RWPBD.24	\$754	\$804	\$1,029	\$1,156	\$1,156	\$1,156	\$1,029	\$1,175
30dia	RWPBD.30	\$837	\$905	\$1,170	\$1,275	\$1,275	\$1,275	\$1,170	\$1,264
36dia	RWPBD.36	\$944	\$1,021	\$1,387	\$1,434	\$1,434	\$1,434	\$1,387	\$1,548
42dia	RWPBD.42	\$1,152	\$1,243	\$1,529	\$1,640	\$1,640	\$1,640	\$1,529	\$1,643

Square



SIZE	BASIC MODEL	A	B	C	D	E	F	G	H
24x24	RWPBS.2424	\$789	\$838	\$942	\$1,110	\$1,110	n/a	\$942	\$1,054
30x30	RWPBS.3030	\$882	\$951	\$1,082	\$1,274	\$1,274	\$1,274	\$1,082	\$1,204
36x36	RWPBS.3636	\$1,066	\$1,134	\$1,284	\$1,515	\$1,515	\$1,515	\$1,284	\$1,447

Rectangle

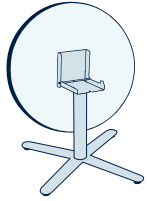


SIZE	BASIC MODEL	A	B	C	D	E	F	G	H
24x30	RWPBR.2430	\$803	\$861	\$964	\$1,095	\$1,095	n/a	\$964	\$1,077
24x36	RWPBR.2436	\$871	\$932	\$1,043	\$1,195	\$1,195	\$1,195	\$1,043	\$1,148
30x36	RWPBR.3036	\$1,031	\$1,095	\$1,249	\$1,285	\$1,285	\$1,285	\$1,249	\$1,377
30x42	RWPBR.3042	\$1,050	\$1,121	\$1,278	\$1,421	\$1,421	\$1,421	\$1,278	\$1,423



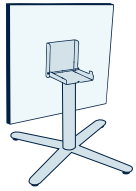
A EDGE BAND & T-EDGE	B EDGE BAND & T-EDGE	C EDGE BAND	D URETHANE EDGE	E URETHANE EDGE	F URETHANE EDGE	G WOOD EDGE	H WOOD EDGE
AB	EB9		MP3	MA1			WA2
EB	T10		MT1	MA3			WB1
EBR	T8	PK4	MT6	MA4			WC2
T4				MA7	MP2	W2E	WC3

Round




SIZE	BASIC MODEL	A	B	C	D	E	F	G	H
24dia	RWPPD.24	\$1,006	\$1,056	\$1,281	\$1,408	\$1,408	\$1,408	\$1,281	\$1,427
30dia	RWPPD.30	\$1,090	\$1,158	\$1,423	\$1,528	\$1,528	\$1,528	\$1,423	\$1,517
36dia	RWPPD.36	\$1,194	\$1,271	\$1,637	\$1,684	\$1,684	\$1,684	\$1,637	\$1,798
42dia	RWPPD.42	\$1,402	\$1,493	\$1,779	\$1,890	\$1,890	\$1,890	\$1,779	\$1,893

Square



SIZE	BASIC MODEL	A	B	C	D	E	F	G	H
24x24	RWPPS.2424	\$994	\$1,043	\$1,147	\$1,315	\$1,315	n/a	\$1,147	\$1,259
30x30	RWPPS.3030	\$1,074	\$1,143	\$1,274	\$1,466	\$1,466	\$1,466	\$1,274	\$1,396
36x36	RWPPS.3636	\$1,175	\$1,243	\$1,393	\$1,624	\$1,624	\$1,624	\$1,393	\$1,556
42x42	RWPPS.4242	\$1,374	\$1,467	\$1,534	\$1,851	\$1,851	\$1,851	\$1,534	\$1,709

Rectangle



SIZE	BASIC MODEL	A	B	C	D	E	F	G	H
24x30	RWPPR.2430	\$1,056	\$1,114	\$1,217	\$1,348	\$1,348	n/a	\$1,217	\$1,330
24x36	RWPPR.2436	\$1,062	\$1,123	\$1,234	\$1,386	\$1,386	\$1,386	\$1,234	\$1,339
24x42	RWPPR.2442	\$1,134	\$1,198	\$1,363	\$1,386	\$1,386	\$1,386	\$1,363	\$1,493
24x48	RWPPR.2448	\$1,283	\$1,351	\$1,517	\$1,658	\$1,658	n/a	\$1,517	\$1,652
30x36	RWPPR.3036	\$1,138	\$1,202	\$1,356	\$1,392	\$1,392	\$1,392	\$1,356	\$1,484
30x42	RWPPR.3042	\$1,302	\$1,373	\$1,530	\$1,673	\$1,673	\$1,673	\$1,530	\$1,675
30x48	RWPPR.3048	\$1,322	\$1,405	\$1,577	\$1,730	\$1,730	\$1,730	\$1,577	\$1,691
36x42	RWPPR.3642	\$1,346	\$1,424	\$1,568	\$1,587	\$1,587	\$1,587	\$1,568	\$1,746



HOW TO ORDER

Model Number, Finishes, Options

Model Number

Basic Model + Edge* (ex: PTG.S.3030.PK4)

*[Click here](#) to review all current SurfaceWorks edge options

Finish Selection

[Click here](#) to review all current SurfaceWorks finishes

Top Surface Finish

- Group 1 Laminate std
- Group 2 Laminate std
- Other Laminate/Material quote required

Top Edge Finish

- Standard Edge Color std
- Non-Standard Edge Color quote required

Base Finish

- P300 Black std
- P348 Designer White std
- P354 HM Medium Tone std
- P378 Sand std
- P387 HM Innertone Light std
- P406 Black Wrinkle std
- P431 Metallic Silver std
- P466 Champagne Metallic std
- Other Base Finish quote required

Base Foot Option

- G Glides std
- S Self-Leveling Glides + \$90

SUTTON PERFORMANCE TABLE

PRICING

Seated Height - 29"


ORIGINAL LINES PRICING GUIDE

MAY 2024 V1.0



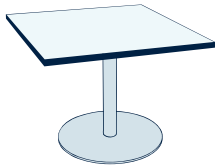
A EDGE BAND & T-EDGE	B EDGE BAND & T-EDGE	C EDGE BAND	D URETHANE EDGE	E URETHANE EDGE	F URETHANE EDGE	G WOOD EDGE	H WOOD EDGE
AB				MA1			WA2
EB	EB9		MP3	MA3			WB1
EBR	T10		MT1	MA4			WC2
T4	T8	PK4	MT6	MA7	MP2	W2E	WC3

Round



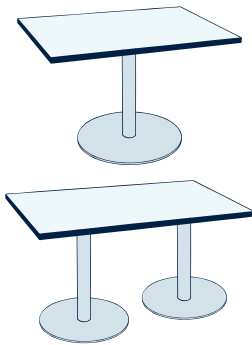
SIZE	BASIC MODEL	A	B	C	D	E	F	G	H
24dia	PTG.D.24	\$771	\$821	\$1,046	\$1,173	\$1,173	\$1,173	\$1,046	\$1,192
30dia	PTG.D.30	\$825	\$893	\$1,158	\$1,263	\$1,263	\$1,263	\$1,158	\$1,252
36dia	PTG.D.36	\$1,000	\$1,077	\$1,443	\$1,490	\$1,490	\$1,490	\$1,443	\$1,604
42dia	PTG.D.42	\$1,091	\$1,182	\$1,468	\$1,579	\$1,579	\$1,579	\$1,468	\$1,582
48dia	PTG.D.48	\$1,382	\$1,494	\$1,796	\$1,922	\$1,922	\$1,922	\$1,796	\$1,910

Square



SIZE	BASIC MODEL	A	B	C	D	E	F	G	H
24x24	PTG.S.2424	\$753	\$802	\$906	\$1,074	\$1,074	n/a	\$906	\$1,018
30x30	PTG.S.3030	\$802	\$871	\$1,002	\$1,194	\$1,194	\$1,194	\$1,002	\$1,124
36x36	PTG.S.3636	\$971	\$1,039	\$1,189	\$1,420	\$1,420	\$1,420	\$1,189	\$1,352
42x42	PTG.S.4242	\$1,260	\$1,353	\$1,420	\$1,737	\$1,737	\$1,737	\$1,420	\$1,595
48x48	PTG.S.4848	\$1,340	\$1,467	\$1,508	\$1,913	\$1,913	\$1,913	\$1,508	\$1,699

Rectangle



SIZE	NOTES	BASIC MODEL	A	B	C	D	E	F	G	H
24x30		PTG.R.2430	\$778	\$836	\$939	\$1,070	\$1,070	n/a	\$939	\$1,052
24x36		PTG.R.2436	\$897	\$958	\$1,069	\$1,221	\$1,221	\$1,221	\$1,069	\$1,174
24x42		PTG.R.2442	\$915	\$979	\$1,144	\$1,167	\$1,167	\$1,167	\$1,144	\$1,274
24x48		PTG.R.2448	\$924	\$992	\$1,158	\$1,299	\$1,299	n/a	\$1,158	\$1,293
24x54	2 Bases	PTG.R.2454	\$1,446	\$1,515	\$1,690	n/a	n/a	n/a	\$1,690	\$1,828
24x60	2 Bases	PTG.R.2460	\$1,463	\$1,542	\$1,744	\$1,890	\$1,890	n/a	\$1,744	\$1,849
24x66	2 Bases	PTG.R.2466	\$1,504	\$1,596	\$1,803	n/a	n/a	n/a	\$1,803	\$1,923
24x72	2 Bases	PTG.R.2472	\$1,515	\$1,621	\$1,843	\$2,027	\$2,027	n/a	\$1,843	\$1,941
24x84	2 Bases	PTG.R.2484	\$1,631	\$1,746	\$1,929	n/a	n/a	n/a	\$1,929	\$2,151
30x36		PTG.R.3036	\$922	\$986	\$1,140	\$1,176	\$1,176	\$1,176	\$1,140	\$1,268
30x42		PTG.R.3042	\$1,160	\$1,231	\$1,388	\$1,531	\$1,531	\$1,531	\$1,388	\$1,533
30x48		PTG.R.3048	\$1,186	\$1,269	\$1,441	\$1,594	\$1,594	\$1,594	\$1,441	\$1,555
30x54	2 Bases	PTG.R.3054	\$1,723	\$1,815	\$1,987	n/a	n/a	n/a	\$1,987	\$2,109
30x60	2 Bases	PTG.R.3060	\$1,751	\$1,876	\$2,051	\$2,255	\$2,255	\$2,255	\$2,051	\$2,153

SUTTON PERFORMANCE TABLE

PRICING

Seated Height - 29"

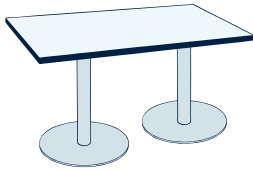
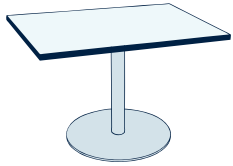
ORIGINAL LINES PRICING GUIDE

MAY 2024 V1.0



A EDGE BAND & T-EDGE	B EDGE BAND & T-EDGE	C EDGE BAND	D URETHANE EDGE	E URETHANE EDGE	F URETHANE EDGE	G WOOD EDGE	H WOOD EDGE
AB				MA1			WA2
EB	EB9		MP3	MA3			WB1
EBR	T10		MT1	MA4			WC2
T4	T8	PK4	MT6	MA7	MP2	W2E	WC3

Rectangle



	SIZE	NOTES	BASIC MODEL	A	B	C	D	E	F	G	H
	30x66	2 Bases	PTG. R.3066	\$1,790	\$1,918	\$2,096	n/a	n/a	n/a	\$2,096	\$2,217
	30x72	2 Bases	PTG. R.3072	\$1,809	\$1,950	\$2,152	\$2,376	\$2,376	\$2,376	\$2,152	\$2,268
	30x84	2 Bases	PTG. R.3084	\$1,984	\$2,142	\$2,307	n/a	n/a	n/a	\$2,307	\$2,568

SUTTON PERFORMANCE TABLE

PRICING

Pub Height - 42"

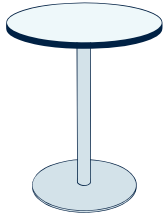
ORIGINAL LINES PRICING GUIDE

MAY 2024 V1.0



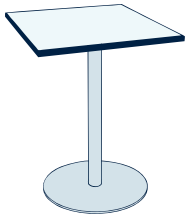
A EDGE BAND & T-EDGE	B EDGE BAND & T-EDGE	C EDGE BAND	D URETHANE EDGE	E URETHANE EDGE	F URETHANE EDGE	G WOOD EDGE	H WOOD EDGE
AB				MA1			WA2
EB	EB9		MP3	MA3			WB1
EBR	T10		MT1	MA4			WC2
T4	T8	PK4	MT6	MA7	MP2	W2E	WC3

Round



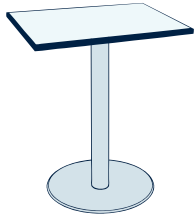
SIZE	BASIC MODEL	A	B	C	D	E	F	G	H
24dia	PTGB.D.24	\$929	\$979	\$1,204	\$1,331	\$1,331	\$1,331	\$1,204	\$1,350
30dia	PTGB.D.30	\$1,109	\$1,177	\$1,442	\$1,547	\$1,547	\$1,547	\$1,442	\$1,536
36dia	PTGB.D.36	\$1,177	\$1,254	\$1,620	\$1,667	\$1,667	\$1,667	\$1,620	\$1,781

Square



SIZE	BASIC MODEL	A	B	C	D	E	F	G	H
24x24	PTGB.S.2424	\$911	\$960	\$1,064	\$1,232	\$1,232	n/a	\$1,064	\$1,176
30x30	PTGB.S.3030	\$1,084	\$1,153	\$1,284	\$1,476	\$1,476	\$1,476	\$1,284	\$1,406
36x36	PTGB.S.3636	\$1,146	\$1,214	\$1,364	\$1,595	\$1,595	\$1,595	\$1,364	\$1,527

Rectangle



SIZE	BASIC MODEL	A	B	C	D	E	F	G	H
24x30	PTGB.R.2430	\$1,058	\$1,116	\$1,219	\$1,350	\$1,350	n/a	\$1,219	\$1,332
24x36	PTGB.R.2436	\$1,067	\$1,128	\$1,239	\$1,391	\$1,391	\$1,391	\$1,239	\$1,344
30x36	PTGB.R.3036	\$1,093	\$1,157	\$1,311	\$1,347	\$1,347	\$1,347	\$1,311	\$1,439



Model Number

Basic Model + Edge* (ex: HTRSR.2460.T4)

*[Click here](#) to review all current SurfaceWorks edge options

Finish Selection

[Click here](#) to review all current SurfaceWorks finishes

Top Surface Finish

Group 1 Laminate std

Group 2 Laminate std

Other Laminate/Material quote required

Top Edge Finish

Standard Edge Color std

Non-Standard Edge Color quote required

Base Finish

P300 Black std

Base Foot Option

G Adjustable Glides std

S Self-Leveling Glides + \$90

GINNY HOSPITALITY TABLE

PRICING

Seated Height - 29.75"


ORIGINAL LINES PRICING GUIDE

MAY 2024 V1.0



A EDGE BAND & T-EDGE	B EDGE BAND & T-EDGE	C EDGE BAND	D URETHANE EDGE	E URETHANE EDGE	F URETHANE EDGE	G WOOD EDGE	H WOOD EDGE
AB				MA1			WA2
EB	EB9		MP3	MA3			WB1
EBR	T10		MT1	MA4			WC2
T4	T8	PK4	MT6	MA7	MP2	W2E	WC3

Round




SIZE	BASIC MODEL	A	B	C	D	E	F	G	H
24dia	HTRSD.24	\$504	\$554	\$779	\$906	\$906	\$906	\$779	\$925
30dia	HTRSD.30	\$563	\$631	\$896	\$1,001	\$1,001	\$1,001	\$896	\$990
36dia	HTRSD.36	\$631	\$708	\$1,074	\$1,121	\$1,121	\$1,121	\$1,074	\$1,235
42dia	HTRSD.42	\$892	\$983	\$1,269	\$1,380	\$1,380	\$1,380	\$1,269	\$1,383
48dia	HTRSD.48	\$1,336	\$1,448	\$1,750	\$1,876	\$1,876	\$1,876	\$1,750	\$1,864

Square



SIZE	BASIC MODEL	A	B	C	D	E	F	G	H
24x24	HTRSS.2424	\$486	\$535	\$639	\$807	\$807	n/a	\$639	\$751
30x30	HTRSS.3030	\$539	\$608	\$739	\$931	\$931	\$931	\$739	\$861
36x36	HTRSS.3636	\$763	\$831	\$981	\$1,212	\$1,212	\$1,212	\$981	\$1,144
42x42	HTRSS.4242	\$1,205	\$1,298	\$1,365	\$1,682	\$1,682	\$1,682	\$1,365	\$1,540

Rectangle



SIZE	NOTES	BASIC MODEL	A	B	C	D	E	F	G	H
24x30		HTRSR.2430	\$512	\$570	\$673	\$804	\$804	n/a	\$673	\$786
24x36		HTRSR.2436	\$684	\$745	\$856	\$1,008	\$1,008	\$1,008	\$856	\$961
24x42	2 Bases	HTRSR.2442	\$703	\$767	\$932	\$955	\$955	\$955	\$932	\$1,062
24x48	2 Bases	HTRSR.2448	\$713	\$781	\$947	\$1,088	\$1,088	n/a	\$947	\$1,082
24x60	2 Bases	HTRSR.2460	\$932	\$1,011	\$1,213	\$1,359	\$1,359	n/a	\$1,213	\$1,318
24x72	2 Bases	HTRSR.2472	\$986	\$1,092	\$1,314	\$1,498	\$1,498	n/a	\$1,314	\$1,412
24x84	2 Bases	HTRSR.2484	\$1,110	\$1,225	\$1,408	n/a	n/a	n/a	\$1,408	\$1,630
24x96	2 Bases	HTRSR.2496	\$1,183	\$1,348	\$1,505	n/a	n/a	n/a	\$1,505	\$1,742
30x36		HTRSR.3036	\$710	\$774	\$928	\$964	\$964	\$964	\$928	\$1,056
30x42		HTRSR.3042	\$739	\$810	\$967	\$1,110	\$1,110	\$1,110	\$967	\$1,112
30x48		HTRSR.3048	\$769	\$852	\$1,024	\$1,177	\$1,177	\$1,177	\$1,024	\$1,138
30x60	2 Bases	HTRSR.3060	\$1,313	\$1,438	\$1,613	\$1,817	\$1,817	\$1,817	\$1,613	\$1,715
30x72	2 Bases	HTRSR.3072	\$1,378	\$1,519	\$1,721	\$1,945	\$1,945	\$1,945	\$1,721	\$1,837
30x84	2 Bases	HTRSR.3084	\$1,560	\$1,718	\$1,883	n/a	n/a	n/a	\$1,883	\$2,144
30x96	2 Bases	HTRSR.3096	\$1,625	\$1,787	\$1,983	n/a	n/a	n/a	\$1,983	\$2,253

GINNY HOSPITALITY TABLE

PRICING

Seated Height - 29.75"

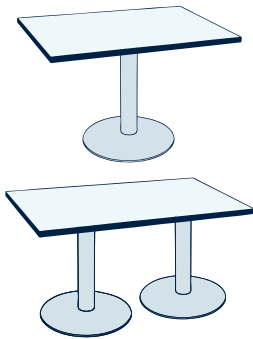
ORIGINAL LINES PRICING GUIDE

MAY 2024 V1.0



A EDGE BAND & T-EDGE	B EDGE BAND & T-EDGE	C EDGE BAND	D URETHANE EDGE	E URETHANE EDGE	F URETHANE EDGE	G WOOD EDGE	H WOOD EDGE
AB				MA1			WA2
EB	EB9		MP3	MA3			WB1
EBR	T10		MT1	MA4			WC2
T4	T8	PK4	MT6	MA7	MP2	W2E	WC3

Rectangle



SIZE	NOTES	BASIC MODEL	A	B	C	D	E	F	G	H
36x42		HTRSR. 3642	\$1,163	\$1,241	\$1,385	\$1,404	\$1,404	\$1,404	\$1,385	\$1,563
36x48		HTRSR. 3648	\$1,195	\$1,282	\$1,439	\$1,441	\$1,441	\$1,441	\$1,439	\$1,604
36x60	2 Bases	HTRSR. 3660	\$1,400	\$1,510	\$1,666	\$1,891	\$1,891	\$1,891	\$1,666	\$1,828
36x72	2 Bases	HTRSR. 3672	\$1,470	\$1,599	\$1,787	\$2,008	\$2,008	\$2,008	\$1,787	\$2,012
36x84	2 Bases	HTRSR. 3684	\$1,628	\$1,789	\$1,947	n/a	n/a	n/a	\$1,947	\$2,188
36x96	2 Bases	HTRSR. 3696	\$1,690	\$1,867	\$1,963	n/a	n/a	n/a	\$1,963	\$2,252

GINNY HOSPITALITY TABLE

PRICING

Pub Height - 42.5"

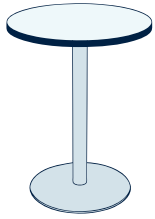
ORIGINAL LINES PRICING GUIDE

MAY 2024 V1.0



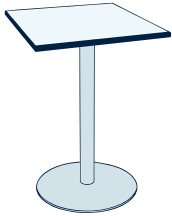
A EDGE BAND & T-EDGE	B EDGE BAND & T-EDGE	C EDGE BAND	D URETHANE EDGE	E URETHANE EDGE	F URETHANE EDGE	G WOOD EDGE	H WOOD EDGE
AB	EB9		MP3	MA1			WA2
EB	T10		MT1	MA3			WB1
EBR	T8	PK4	MT6	MA4			WC2
T4				MA7	MP2	W2E	WC3

Round



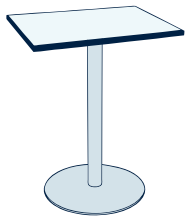
SIZE	BASIC MODEL	A	B	C	D	E	F	G	H
24dia	HTRBD.24	\$500	\$550	\$775	\$902	\$902	\$902	\$775	\$921
30dia	HTRBD.30	\$702	\$770	\$1,035	\$1,140	\$1,140	\$1,140	\$1,035	\$1,129
36dia	HTRBD.36	\$1,084	\$1,161	\$1,527	\$1,574	\$1,574	\$1,574	\$1,527	\$1,688

Square



SIZE	BASIC MODEL	A	B	C	D	E	F	G	H
24x24	HTRBS.2424	\$484	\$533	\$637	\$805	\$805	n/a	\$637	\$749
30x30	HTRBS.3030	\$680	\$749	\$880	\$1,072	\$1,072	\$1,072	\$880	\$1,002
36x36	HTRBS.3636	\$1,058	\$1,126	\$1,276	\$1,507	\$1,507	\$1,507	\$1,276	\$1,439
42x42	HTRBS.4242	\$1,089	\$1,182	\$1,249	\$1,566	\$1,566	\$1,566	\$1,249	\$1,424

Rectangle



SIZE	BASIC MODEL	A	B	C	D	E	F	G	H
24x30	HTRBR.2430	\$657	\$715	\$818	\$949	\$949	n/a	\$818	\$931
24x36	HTRBR.2436	\$664	\$725	\$836	\$988	\$988	\$988	\$836	\$941
30x36	HTRBR.3036	\$1,010	\$1,074	\$1,228	\$1,264	\$1,264	\$1,264	\$1,228	\$1,356
30x42	HTRBR.3042	\$1,037	\$1,108	\$1,265	\$1,408	\$1,408	\$1,408	\$1,265	\$1,410

GINNY HOSPITALITY TABLE




PRICING

Versa-Shape

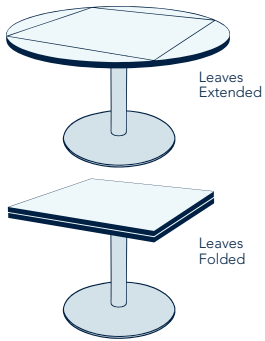
ORIGINAL LINES PRICING GUIDE

MAY 2024 V1.0




A EDGE BAND	B PREMIUM EDGE BAND
 <p>AB</p>  <p>EB</p>	 <p>EB9</p>

Versa-Shape



SIZE	BASIC MODEL	A	B
30x30 to 42dia	HTRVV.3030	\$1,902	\$2,213
36x36 to 51 dia	HTRVV.3636	\$2,339	\$2,666



HOW TO ORDER

Model Number, Finishes, Options

Model Number

Basic Model + Edge* (ex: HTRSR.3642.EBR)

*[Click here](#) to review all current SurfaceWorks edge options

Finish Selection

[Click here](#) to review all current SurfaceWorks finishes

Top Surface Finish

Group 1 Laminate std

Group 2 Laminate std

Other Laminate/Material quote required

Top Edge Finish

Standard Edge Color std

Non-Standard Edge Color quote required

Base Finish

P300 Black std

Base Foot Option

G Adjustable Glides std

S Self-Leveling Glides + \$90

GORDY HOSPITALITY TABLE

PRICING

Seated Height - 29.75"

ORIGINAL LINES PRICING GUIDE

MAY 2024 V1.0



A EDGE BAND & T-EDGE	B EDGE BAND & T-EDGE	C EDGE BAND	D URETHANE EDGE	E URETHANE EDGE	F URETHANE EDGE	G WOOD EDGE	H WOOD EDGE
AB				MA1			WA2
EB	EB9		MP3	MA3			WB1
EBR	T10		MT1	MA4			WC2
T4	T8	PK4	MT6	MA7	MP2	W2E	WC3

Round



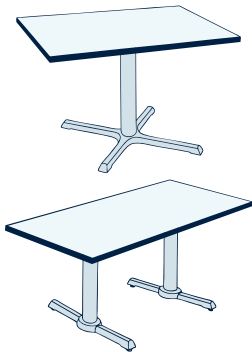
SIZE	BASIC MODEL	A	B	C	D	E	F	G	H
24dia	HTSSD.24	\$337	\$387	\$612	\$739	\$739	\$739	\$612	\$758
30dia	HTSSD.30	\$390	\$458	\$723	\$828	\$828	\$828	\$723	\$817
36dia	HTSSD.36	\$451	\$528	\$894	\$941	\$941	\$941	\$894	\$1,055
42dia	HTSSD.42	\$579	\$670	\$956	\$1,067	\$1,067	\$1,067	\$956	\$1,070
48dia	HTSSD.48	\$905	\$1,017	\$1,319	\$1,445	\$1,445	\$1,445	\$1,319	\$1,433
60dia	HTSSD.60	\$1,387	\$1,558	\$1,855	\$1,930	\$1,930	\$1,930	\$1,855	\$2,096

Square



SIZE	BASIC MODEL	A	B	C	D	E	F	G	H
24x24	HTSSS.2424	\$321	\$370	\$474	\$642	\$642	n/a	\$474	\$586
30x30	HTSSS.3030	\$368	\$437	\$568	\$760	\$760	\$760	\$568	\$690
36x36	HTSSS.3636	\$468	\$536	\$686	\$917	\$917	\$917	\$686	\$849
42x42	HTSSS.4242	\$788	\$881	\$948	\$1,265	\$1,265	\$1,265	\$948	\$1,123
48x48	HTSSS.4848	\$1,082	\$1,209	\$1,250	\$1,655	\$1,655	\$1,655	\$1,250	\$1,441

Rectangle



SIZE	NOTES	BASIC MODEL	A	B	C	D	E	F	G	H
24x30		HTSSR.2430	\$343	\$401	\$504	\$635	\$635	n/a	\$504	\$617
24x36		HTSSR.2436	\$400	\$461	\$572	\$724	\$724	\$724	\$572	\$677
24x42		HTSSR.2442	\$470	\$534	\$699	\$722	\$722	\$722	\$699	\$829
24x48		HTSSR.2448	\$477	\$545	\$711	\$852	\$852	n/a	\$711	\$846
24x60	2 T-Legs	HTSSR.2460	\$606	\$685	\$887	\$1,033	\$1,033	n/a	\$887	\$992
24x72	2 T-Legs	HTSSR.2472	\$656	\$762	\$984	\$1,168	\$1,168	n/a	\$984	\$1,082
30x36		HTSSR.3036	\$423	\$487	\$641	\$677	\$677	\$677	\$641	\$769
30x42		HTSSR.3042	\$503	\$574	\$731	\$874	\$874	\$874	\$731	\$876
30x48		HTSSR.3048	\$530	\$613	\$785	\$938	\$938	\$938	\$785	\$899
30x60	2 T-Legs	HTSSR.3060	\$665	\$790	\$965	\$1,169	\$1,169	\$1,169	\$965	\$1,067
30x72	2 T-Legs	HTSSR.3072	\$724	\$865	\$1,067	\$1,291	\$1,291	\$1,291	\$1,067	\$1,183
36x42		HTSSR.3642	\$561	\$639	\$783	\$802	\$802	\$802	\$783	\$961
36x48		HTSSR.3648	\$586	\$673	\$830	\$832	\$832	\$832	\$830	\$995

GORDY HOSPITALITY TABLE

PRICING

Seated Height - 29.75"

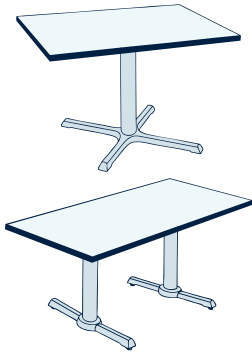
ORIGINAL LINES PRICING GUIDE

MAY 2024 V1.0



A EDGE BAND & T-EDGE	B EDGE BAND & T-EDGE	C EDGE BAND	D URETHANE EDGE	E URETHANE EDGE	F URETHANE EDGE	G WOOD EDGE	H WOOD EDGE
AB				MA1			WA2
EB	EB9		MP3	MA3			WB1
EBR	T10		MT1	MA4			WC2
T4	T8	PK4	MT6	MA7	MP2	W2E	WC3

Rectangle



SIZE	NOTES	BASIC MODEL	A	B	C	D	E	F	G	H
36x60	2 T-Legs	HTSSR.3660	\$831	\$941	\$1,097	\$1,322	\$1,322	\$1,322	\$1,097	\$1,259
36x72	2 T-Legs	HTSSR.3672	\$893	\$1,022	\$1,210	\$1,431	\$1,431	\$1,431	\$1,210	\$1,435

GORDY HOSPITALITY TABLE

PRICING

Pub Height - 42.5"

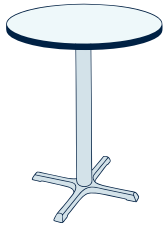
ORIGINAL LINES PRICING GUIDE

MAY 2024 V1.0



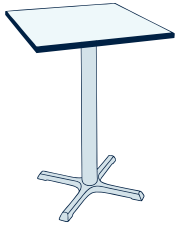
A EDGE BAND & T-EDGE	B EDGE BAND & T-EDGE	C EDGE BAND	D URETHANE EDGE	E URETHANE EDGE	F URETHANE EDGE	G WOOD EDGE	H WOOD EDGE
AB	EB9		MP3	MA1			WA2
EB	T10		MT1	MA3			WB1
EBR	T8	PK4	MT6	MA4			WC2
T4				MA7	MP2	W2E	WC3

Round



SIZE	BASIC MODEL	A	B	C	D	E	F	G	H
24dia	HTSBD.24	\$416	\$466	\$691	\$818	\$818	\$818	\$691	\$837
30dia	HTSBD.30	\$515	\$583	\$848	\$953	\$953	\$953	\$848	\$942
36dia	HTSBD.36	\$843	\$920	\$1,286	\$1,333	\$1,333	\$1,333	\$1,286	\$1,447
42dia	HTSBD.42	\$1,172	\$1,263	\$1,549	\$1,660	\$1,660	\$1,660	\$1,549	\$1,663

Square



SIZE	BASIC MODEL	A	B	C	D	E	F	G	H
24x24	HTSBS.2424	\$400	\$449	\$553	\$721	\$721	n/a	\$553	\$665
30x30	HTSBS.3030	\$492	\$561	\$692	\$884	\$884	\$884	\$692	\$814
36x36	HTSBS.3636	\$813	\$881	\$1,031	\$1,262	\$1,262	\$1,262	\$1,031	\$1,194
42x42	HTSBS.4242	\$1,130	\$1,223	\$1,290	\$1,607	\$1,607	\$1,607	\$1,290	\$1,465

Rectangle



SIZE	BASIC MODEL	A	B	C	D	E	F	G	H
24x30	HTSBR.2430	\$467	\$525	\$628	\$759	\$759	n/a	\$628	\$741
24x36	HTSBR.2436	\$536	\$597	\$708	\$860	\$860	\$860	\$708	\$813
30x36	HTSBR.3036	\$762	\$826	\$980	\$1,016	\$1,016	\$1,016	\$980	\$1,108
30x42	HTSBR.3042	\$791	\$862	\$1,019	\$1,162	\$1,162	\$1,162	\$1,019	\$1,164

GORDY HOSPITALITY TABLE




PRICING

Versa-Shape

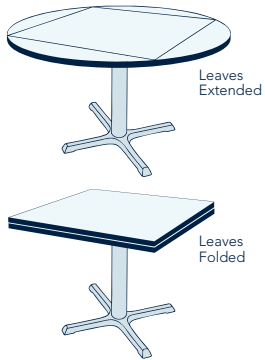
ORIGINAL LINES PRICING GUIDE

MAY 2024 V1.0



A EDGE BAND	B PREMIUM EDGE BAND
 AB  EB	 EB9

Versa-Shape



SIZE	BASIC MODEL	A	B
30x30 to 42dia	HTSVV.3030	\$1,579	\$1,890
36x36 to 51dia	HTSVV.3636	\$1,917	\$2,244
42x42 to 60dia	HTSVV.4242	\$2,421	\$2,811



HOW TO ORDER

Model Number, Finishes, Options

Model Number

Basic Model + Edge* (ex: HTJ.R.2460.MP2)

*[Click here](#) to review all current SurfaceWorks edge options

Finish Selection

[Click here](#) to review all current SurfaceWorks finishes

Top Surface Finish

Group 1 Laminate std

Group 2 Laminate std

Other Laminate/Material quote required

Top Edge Finish

Standard Edge Color std

Non-Standard Edge Color quote required

Base Finish

P406 Black Wrinkle std

Base Foot Option

G Adjustable Glides std

S Self-Leveling Glides + \$90

JAMESTOWN HOSPITALITY TABLE

PRICING

Seated Height - 29.5"


ORIGINAL LINES PRICING GUIDE

MAY 2024 V1.0



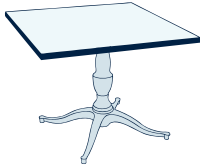
A EDGE BAND & T-EDGE	B EDGE BAND & T-EDGE	C EDGE BAND	D URETHANE EDGE	E URETHANE EDGE	F URETHANE EDGE	G WOOD EDGE	H WOOD EDGE

Round



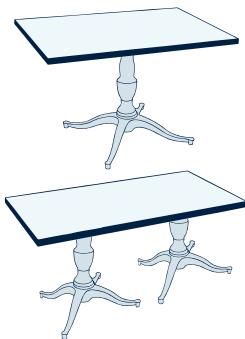
SIZE	BASIC MODEL	A	B	C	D	E	F	G	H
24dia	HTJ.D.24	\$727	\$777	\$1,002	\$1,129	\$1,129	\$1,129	\$1,002	\$1,148
30dia	HTJ.D.30	\$781	\$849	\$1,114	\$1,219	\$1,219	\$1,219	\$1,114	\$1,208
36dia	HTJ.D.36	\$929	\$1,006	\$1,372	\$1,419	\$1,419	\$1,419	\$1,372	\$1,533
42dia	HTJ.D.42	\$1,115	\$1,206	\$1,492	\$1,603	\$1,603	\$1,603	\$1,492	\$1,606
48dia	HTJ.D.48	\$1,194	\$1,306	\$1,608	\$1,734	\$1,734	\$1,734	\$1,608	\$1,722

Square



SIZE	BASIC MODEL	A	B	C	D	E	F	G	H
24x24	HTJ.S.2424	\$712	\$761	\$865	\$1,033	\$1,033	n/a	\$865	\$977
30x30	HTJ.S.3030	\$760	\$829	\$960	\$1,152	\$1,152	\$1,152	\$960	\$1,082
36x36	HTJ.S.3636	\$999	\$1,067	\$1,217	\$1,448	\$1,448	\$1,448	\$1,217	\$1,380
42x42	HTJ.S.4242	\$1,077	\$1,170	\$1,237	\$1,554	\$1,554	\$1,554	\$1,237	\$1,412
48x48	HTJ.S.4848	\$1,152	\$1,279	\$1,320	\$1,725	\$1,725	\$1,725	\$1,320	\$1,511

Rectangle



SIZE	NOTES	BASIC MODEL	A	B	C	D	E	F	G	H
24x30		HTJ.R.2430	\$737	\$795	\$898	\$1,029	\$1,029	n/a	\$898	\$1,011
24x36		HTJ.R.2436	\$831	\$892	\$1,003	\$1,155	\$1,155	\$1,155	\$1,003	\$1,108
24x42		HTJ.R.2442	\$848	\$912	\$1,077	\$1,100	\$1,100	\$1,100	\$1,077	\$1,207
24x48		HTJ.R.2448	\$856	\$924	\$1,090	\$1,231	\$1,231	n/a	\$1,090	\$1,225
24x60	2 Bases	HTJ.R.2460	\$1,380	\$1,459	\$1,661	\$1,807	\$1,807	n/a	\$1,661	\$1,766
24x72	2 Bases	HTJ.R.2472	\$1,432	\$1,538	\$1,760	\$1,944	\$1,944	n/a	\$1,760	\$1,858
24x84	2 Bases	HTJ.R.2484	\$1,542	\$1,657	\$1,840	n/a	n/a	n/a	\$1,840	\$2,062
24x96	2 Bases	HTJ.R.2496	\$1,606	\$1,771	\$1,928	n/a	n/a	n/a	\$1,928	\$2,165
30x36		HTJ.R.3036	\$854	\$918	\$1,072	\$1,108	\$1,108	\$1,108	\$1,072	\$1,200
30x42		HTJ.R.3042	\$880	\$951	\$1,108	\$1,251	\$1,251	\$1,251	\$1,108	\$1,253
30x48		HTJ.R.3048	\$1,007	\$1,090	\$1,262	\$1,415	\$1,415	\$1,415	\$1,262	\$1,376
30x60	2 Bases	HTJ.R.3060	\$1,441	\$1,566	\$1,741	\$1,945	\$1,945	\$1,945	\$1,741	\$1,843
30x72	2 Bases	HTJ.R.3072	\$1,498	\$1,639	\$1,841	\$2,065	\$2,065	\$2,065	\$1,841	\$1,957
30x84	2 Bases	HTJ.R.3084	\$1,662	\$1,820	\$1,985	n/a	n/a	n/a	\$1,985	\$2,246

JAMESTOWN HOSPITALITY TABLE

PRICING

Seated Height - 29.5"

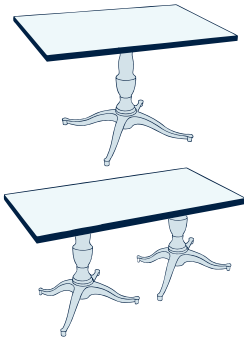
ORIGINAL LINES PRICING GUIDE

MAY 2024 V1.0






A EDGE BAND & T-EDGE	B EDGE BAND & T-EDGE	C EDGE BAND	D URETHANE EDGE	E URETHANE EDGE	F URETHANE EDGE	G WOOD EDGE	H WOOD EDGE
AB				MA1			WA2
EB	EB9		MP3	MA3			WB1
EBR	T10		MT1	MA4			WC2
T4	T8	PK4	MT6	MA7	MP2	W2E	WC3

Rectangle

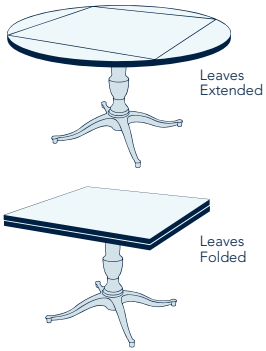


SIZE	NOTES	BASIC MODEL	A	B	C	D	E	F	G	H
30x96	2 Bases	HTJ.R.3096	\$1,720	\$1,882	\$2,078	n/a	n/a	n/a	\$2,078	\$2,348
36x42		HTJ.R.3642	\$1,037	\$1,115	\$1,259	\$1,278	\$1,278	\$1,278	\$1,259	\$1,437
36x48		HTJ.R.3648	\$1,067	\$1,154	\$1,311	\$1,313	\$1,313	\$1,313	\$1,311	\$1,476
36x60	2 Bases	HTJ.R.3660	\$1,518	\$1,628	\$1,784	\$2,009	\$2,009	\$2,009	\$1,784	\$1,946
36x72	2 Bases	HTJ.R.3672	\$1,582	\$1,711	\$1,899	\$2,120	\$2,120	\$2,120	\$1,899	\$2,124
36x84	2 Bases	HTJ.R.3684	\$1,724	\$1,885	\$2,043	n/a	n/a	n/a	\$2,043	\$2,284
36x96	2 Bases	HTJ.R.3696	\$1,779	\$1,956	\$2,052	n/a	n/a	n/a	\$2,052	\$2,341



A EDGE BAND	B PREMIUM EDGE BAND
 AB  EB	 EB9
A	B
\$2,282	\$2,609

Versa-Shape



SIZE	BASIC MODEL
36x36 to 51 dia	HTJ.VS.3636



HOW TO ORDER

Model Number, Finishes, Options

Model Number

Basic Model + Edge* (ex: ACBA.R.3660.EB)

*Click here to review all current SurfaceWorks edge options

Finish Selection

Click here to review all current SurfaceWorks finishes

Top Surface Finish

Group 1 Laminate..... std

Group 2 Laminate..... std

Other Laminate/Material..... quote required

Top Edge Finish

Standard Edge Color..... std

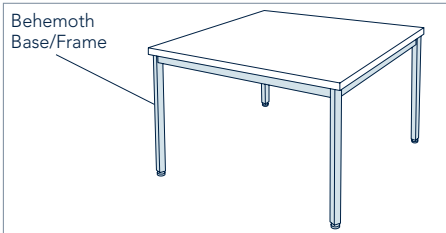
Non-Standard Edge Color..... quote required

Base & Frame Finish

P406 Black Wrinkle..... std

Base Foot

Adjustable Glides..... std



BEHEMOTH ACTIVITY TABLE

PRICING

Fixed Height - 29"

ORIGINAL LINES PRICING GUIDE

MAY 2024 V1.0



A EDGE BAND & T-EDGE	B EDGE BAND & T-EDGE	C URETHANE EDGE	D URETHANE EDGE
AB			
EB	EB9	MA1	
EBR	T10	MA4	MA2
T4	T8	MA7	MT6

Square



SIZE	BASIC MODEL	A	B	C	D
36x36	ACBF.S.3636	\$1,325	\$1,393	\$1,774	\$1,774
42x42	ACBF.S.4242	\$1,378	\$1,471	\$1,855	\$1,855
48x48	ACBF.S.4848	\$1,542	\$1,669	\$2,115	\$2,115

Rectangle



SIZE	BASIC MODEL	A	B	C	D
24x36	ACBF.R.2436	\$1,139	\$1,200	\$1,463	\$1,463
24x42	ACBF.R.2442	\$1,171	\$1,235	\$1,423	\$1,423
24x48	ACBF.R.2448	\$1,194	\$1,262	\$1,569	\$1,569
24x60	ACBF.R.2460	\$1,273	\$1,352	\$1,700	\$1,700
24x72	ACBF.R.2472	\$1,346	\$1,452	\$1,858	\$1,858
30x36	ACBF.R.3036	\$1,217	\$1,281	\$1,471	\$1,471
30x42	ACBF.R.3042	\$1,260	\$1,331	\$1,631	\$1,631
30x48	ACBF.R.3048	\$1,303	\$1,386	\$1,711	\$1,711
30x60	ACBF.R.3060	\$1,394	\$1,519	\$1,898	\$1,898
30x72	ACBF.R.3072	\$1,475	\$1,616	\$2,042	\$2,042
30x84	ACBF.R.3084	\$1,671	\$1,829	n/a	n/a
36x48	ACBF.R.3648	\$1,429	\$1,516	\$1,675	\$1,675
36x60	ACBF.R.3660	\$1,533	\$1,643	\$2,024	\$2,024
36x72	ACBF.R.3672	\$1,624	\$1,753	\$2,162	\$2,162

BEHEMOTH ACTIVITY TABLE

PRICING

Pin Height Adjustable - Range: 22" - 30"

ORIGINAL LINES PRICING GUIDE

MAY 2024 V1.0



A
EDGE BAND
& T-EDGE



AB



EB



EBR



T4

B
EDGE BAND
& T-EDGE



EB9



T10



T8

C
URETHANE
EDGE



MA1



MA4



MA7

D
URETHANE
EDGE



MA2



MT6

Square



SIZE	BASIC MODEL	A	B	C	D
36x36	ACBA.S.3636	\$1,504	\$1,572	\$1,953	\$1,953
42x42	ACBA.S.4242	\$1,556	\$1,649	\$2,033	\$2,033
48x48	ACBA.S.4848	\$1,720	\$1,847	\$2,293	\$2,293

Rectangle



SIZE	BASIC MODEL	A	B	C	D
24x36	ACBA.R.2436	\$1,319	\$1,380	\$1,643	\$1,643
24x42	ACBA.R.2442	\$1,351	\$1,415	\$1,603	\$1,603
24x48	ACBA.R.2448	\$1,376	\$1,444	\$1,751	\$1,751
24x60	ACBA.R.2460	\$1,455	\$1,534	\$1,882	\$1,882
24x72	ACBA.R.2472	\$1,525	\$1,631	\$2,037	\$2,037
30x36	ACBA.R.3036	\$1,398	\$1,462	\$1,652	\$1,652
30x42	ACBA.R.3042	\$1,440	\$1,511	\$1,811	\$1,811
30x48	ACBA.R.3048	\$1,483	\$1,566	\$1,891	\$1,891
30x60	ACBA.R.3060	\$1,571	\$1,696	\$2,075	\$2,075
30x72	ACBA.R.3072	\$1,652	\$1,793	\$2,219	\$2,219
30x84	ACBA.R.3084	\$1,847	\$2,005	n/a	n/a
36x48	ACBA.R.3648	\$1,602	\$1,689	\$1,848	\$1,848
36x60	ACBA.R.3660	\$1,711	\$1,821	\$2,202	\$2,202
36x72	ACBA.R.3672	\$1,800	\$1,929	\$2,338	\$2,338



HOW TO ORDER

Model Number, Finishes, Options

Model Number

Basic Model + Edge* (ex: ACSAL.D.36.MA7)

*[Click here](#) to review all current SurfaceWorks edge options

Finish Selection

[Click here](#) to review all current SurfaceWorks finishes

Top Surface Finish

Group 1 Laminate std

Group 2 Laminate std

Other Laminate/Material quote required

Top Edge Finish

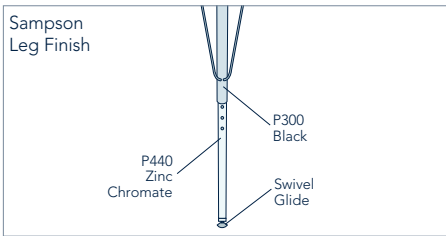
Standard Edge Color std

Non-Standard Edge Color quote required

Leg Finish

Upper: P300 Black std

Lower: P406 Zinc Chromate std



Leg Foot

Swivel Glides std

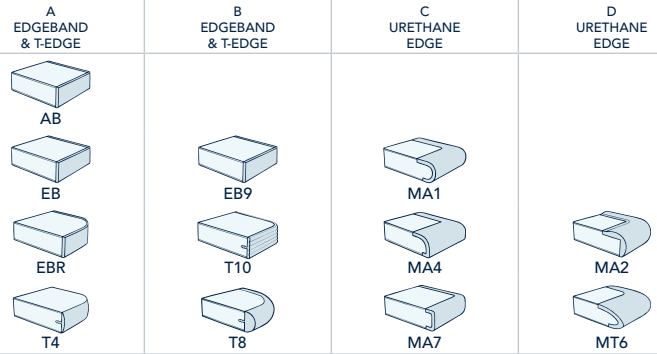
SAMPSON ACTIVITY TABLE

PRICING

Pin Height Adjustable - Range: 22" - 32"

ORIGINAL LINES PRICING GUIDE

MAY 2024 V1.0



Round	SIZE	BASIC MODEL	A	B	C	D
			EDGEBAND & T-EDGE	EDGEBAND & T-EDGE	URETHANE EDGE	URETHANE EDGE
	30dia	ACSA.D.30	\$495	\$563	\$933	\$933
	36dia	ACSA.D.36	\$569	\$646	\$1,059	\$1,059
	42dia	ACSA.D.42	\$673	\$764	\$1,161	\$1,161
	48dia	ACSA.D.48	\$770	\$882	\$1,310	\$1,310
	54dia	ACSA.D.54	\$874	\$1,021	\$1,340	\$1,340
	60dia	ACSA.D.60	\$1,084	\$1,255	\$1,627	\$1,627

Square	SIZE	BASIC MODEL	A	B	C	D
			EDGEBAND & T-EDGE	EDGEBAND & T-EDGE	URETHANE EDGE	URETHANE EDGE
	36x36	ACSA.S.3636	\$534	\$602	\$983	\$983
	42x42	ACSA.S.4242	\$628	\$721	\$1,105	\$1,105
	48x48	ACSA.S.4848	\$719	\$846	\$1,292	\$1,292

Rectangle	SIZE	BASIC MODEL	A	B	C	D
			EDGEBAND & T-EDGE	EDGEBAND & T-EDGE	URETHANE EDGE	URETHANE EDGE
	24x36	ACSA.R.2436	\$448	\$509	\$772	\$772
	24x42	ACSA.R.2442	\$471	\$535	\$723	\$723
	24x48	ACSA.R.2448	\$481	\$549	\$856	\$856
	24x60	ACSA.R.2460	\$543	\$622	\$970	\$970
	24x72	ACSA.R.2472	\$602	\$708	\$1,114	\$1,114
	30x36	ACSA.R.3036	\$477	\$541	\$731	\$731
	30x42	ACSA.R.3042	\$508	\$579	\$879	\$879
	30x48	ACSA.R.3048	\$543	\$626	\$951	\$951
	30x60	ACSA.R.3060	\$616	\$741	\$1,120	\$1,120
	30x72	ACSA.R.3072	\$684	\$825	\$1,251	\$1,251
	30x84	ACSA.R.3084	\$883	\$1,041	n/a	n/a
	36x48	ACSA.R.3648	\$616	\$703	\$862	\$862
	36x60	ACSA.R.3660	\$706	\$816	\$1,197	\$1,197

SAMPSON ACTIVITY TABLE













PRICING

Pin Height Adjustable - Range: 22" - 32"

ORIGINAL LINES PRICING GUIDE

MAY 2024 V1.0



A EDGE BAND & T-EDGE	B EDGE BAND & T-EDGE	C URETHANE EDGE	D URETHANE EDGE
 AB			
 EB	 EB9	 MA1	
 EBR	 T10	 MA4	 MA2
 T4	 T8	 MA7	 MT6

Rectangle



SIZE	BASIC MODEL	A	B	C	D
36x72	ACSA.R.3672	\$786	\$915	\$1,324	\$1,324
36x84	ACSA.R.3684	\$957	\$1,118	n/a	n/a

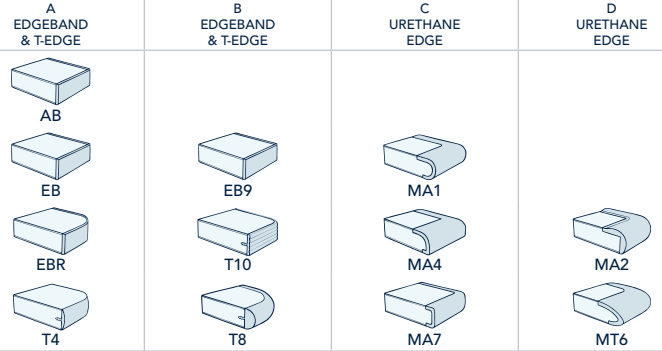
SAMPSON ACTIVITY TABLE

PRICING

Pin Height Adjustable - Low Range: 16" - 22"

ORIGINAL LINES PRICING GUIDE

MAY 2024 V1.0



Round	SIZE	BASIC MODEL	A	B	C	D
			EDGE BAND & T-EDGE	EDGE BAND & T-EDGE	URETHANE EDGE	URETHANE EDGE
	30dia	ACSAL.D.30	\$482	\$550	\$920	\$920
	36dia	ACSAL.D.36	\$556	\$633	\$1,046	\$1,046
	42dia	ACSAL.D.42	\$662	\$753	\$1,150	\$1,150
	48dia	ACSAL.D.48	\$758	\$870	\$1,298	\$1,298
	54dia	ACSAL.D.54	\$863	\$1,010	\$1,329	\$1,329
	60dia	ACSAL.D.60	\$1,072	\$1,243	\$1,615	\$1,615

Square	SIZE	BASIC MODEL	A	B	C	D
			EDGE BAND & T-EDGE	EDGE BAND & T-EDGE	URETHANE EDGE	URETHANE EDGE
	36x36	ACSAL.S.3636	\$524	\$592	\$973	\$973
	42x42	ACSAL.S.4242	\$616	\$709	\$1,093	\$1,093
	48x48	ACSAL.S.4848	\$706	\$833	\$1,279	\$1,279

Rectangle	SIZE	BASIC MODEL	A	B	C	D
			EDGE BAND & T-EDGE	EDGE BAND & T-EDGE	URETHANE EDGE	URETHANE EDGE
	24x36	ACSAL.R.2436	\$438	\$499	\$762	\$762
	24x42	ACSAL.R.2442	\$459	\$523	\$711	\$711
	24x48	ACSAL.R.2448	\$469	\$537	\$844	\$844
	24x60	ACSAL.R.2460	\$532	\$611	\$959	\$959
	24x72	ACSAL.R.2472	\$590	\$696	\$1,102	\$1,102
	30x36	ACSAL.R.3036	\$467	\$531	\$721	\$721
	30x42	ACSAL.R.3042	\$498	\$569	\$869	\$869
	30x48	ACSAL.R.3048	\$532	\$615	\$940	\$940
	30x60	ACSAL.R.3060	\$603	\$728	\$1,107	\$1,107
	30x72	ACSAL.R.3072	\$672	\$813	\$1,239	\$1,239
	30x84	ACSAL.R.3084	\$872	\$1,030	n/a	n/a
	36x48	ACSAL.R.3648	\$603	\$690	\$849	\$849
	36x60	ACSAL.R.3660	\$696	\$806	\$1,187	\$1,187
	36x72	ACSAL.R.3672	\$775	\$904	\$1,313	\$1,313

SAMPSON ACTIVITY TABLE

PRICING

Pin Height Adjustable - Low Range: 16" - 22"

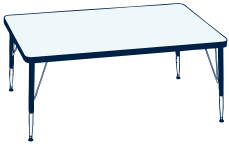
ORIGINAL LINES PRICING GUIDE

MAY 2024 V1.0



A EDGE BAND & T-EDGE	B EDGE BAND & T-EDGE	C URETHANE EDGE	D URETHANE EDGE
 AB EB EBR T4	 EB9 T10 T8	 MA1 MA4 MA7	 MA2 MT6
A	B	C	D
\$946	\$1,107	n/a	n/a

Rectangle



SIZE	BASIC MODEL	A	B	C	D
36x84	ACSAL.R.3684	\$946	\$1,107	n/a	n/a



HOW TO ORDER

Overview, Model Number, Finishes, Accessories

Overview

General Purpose Table Tops are available in the same sizes and shapes as most of our Performance and Hospitality Tables and are meant for general use. The edge selection includes edgeband, t-edge, urethane edge and wood edge, with profiles that are applied around the entire top. For training table application, please see Training Table Tops.

Model Number

Basic Model + Edge* (ex: TBT.D.30.WA2)

*[Click here](#) to review all current SurfaceWorks edge options

Finish Selection

[Click here](#) to review all current SurfaceWorks finishes

Top Surface Finish

- Group 1 Laminate..... std
- Group 2 Laminate..... see upcharge column
- Other Laminate/Material..... quote required

Top Edge Finish

- Standard Edge Color..... std
- Non-Standard Edge Color..... quote required

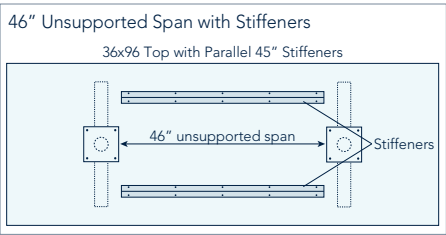
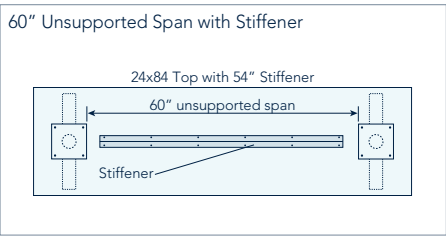
Stiffeners*

Stiffeners are recommended to minimize sagging on Tops that have unsupported spans of 45" to 60", once installed. The maximum unsupported span should not exceed 60".

Optimal stiffener placement is in the center, directly between the base plates (or other supports), however, it can be placed up to 6" off the center. If the stiffener must be placed further off center, it is recommended to install two stiffeners, placed parallel. If the Worksurface is 36" or wider, two parallel stiffeners are recommended.

*Stiffeners are accessories to be ordered on a separate line item, shipped loose and field installed. Screws are included.

- AXH.STF.45 45" Stiffener (for span of 45"-54") \$63
- AXH.STF.54 54" Stiffener (for span of 54"-60") \$72





A EDGE BAND & T-EDGE	B EDGE BAND & T-EDGE	C KNIFE EDGE BAND	D URETHANE EDGE	E URETHANE EDGE	F WOOD EDGE	G WOOD EDGE	H W/ GROUP 2 LAMINATE
AB	EB	PK4	MP3	MA1	W2E	WA2	Wilsonart & Formica Non-Premium Laminate
EB9	T10		MT1	MA3		WB1	
EBR	T8		MT6	MA4		WC2	
T4				MA7		WC3	

Round

SIZE A	BASIC MODEL	A	B	C	D	E	F	G	H
24dia	TBT.D.24	\$194	\$244	\$469	\$596	\$596	\$469	\$615	+ \$19
30dia	TBT.D.30	\$252	\$320	\$585	\$690	\$690	\$585	\$679	+ \$25
36dia	TBT.D.36	\$318	\$395	\$761	\$808	\$808	\$761	\$922	+ \$32
42dia	TBT.D.42	\$411	\$502	\$788	\$899	\$899	\$788	\$902	+ \$41
48dia	TBT.D.48	\$496	\$608	\$910	\$1,036	\$1,036	\$910	\$1,024	+ \$50
54dia	TBT.D.54	\$595	\$742	\$966	\$1,061	\$1,061	\$966	\$1,213	+ \$60
60dia	TBT.D.60	\$780	\$951	\$1,248	\$1,323	\$1,323	\$1,248	\$1,489	+ \$78

Square

SIZE A X B	BASIC MODEL	A	B	C	D	E	F	G	H
24x24	TBT.S.2424	\$176	\$225	\$329	\$497	\$497	\$329	\$441	+ \$18
30x30	TBT.S.3030	\$227	\$296	\$427	\$619	\$619	\$427	\$549	+ \$23
36x36	TBT.S.3636	\$288	\$356	\$506	\$737	\$737	\$506	\$669	+ \$29
42x42	TBT.S.4242	\$370	\$463	\$530	\$847	\$847	\$530	\$705	+ \$37
48x48	TBT.S.4848	\$451	\$578	\$619	\$1,024	\$1,024	\$619	\$810	+ \$45
54x54	TBT.S.5454	\$539	\$675	\$778	n/a	n/a	\$778	\$910	+ \$54
60x60	TBT.S.6060	\$706	\$872	\$927	n/a	n/a	\$927	\$1,116	+ \$71

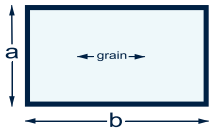
Rectangle

SIZE A X B	BASIC MODEL	A	B	C	D	E	F	G	H
18x24	TBT.R.1824	\$155	\$197	\$283	n/a	n/a	\$283	\$378	+ \$16
18x30	TBT.R.1830	\$168	\$217	\$329	n/a	n/a	\$329	\$436	+ \$17
18x36	TBT.R.1836	\$179	\$226	\$356	n/a	n/a	\$356	\$457	+ \$18
18x42	TBT.R.1842	\$203	\$254	\$414	n/a	n/a	\$414	\$545	+ \$20
18x48	TBT.R.1848	\$227	\$288	\$466	n/a	n/a	\$466	\$565	+ \$23
18x60	TBT.R.1860	\$256	\$324	\$546	n/a	n/a	\$546	\$642	+ \$26
18x72	TBT.R.1872	\$287	\$363	\$611	n/a	n/a	\$611	\$721	+ \$29
18x84	TBT.R.1884	\$434	\$543	\$735	n/a	n/a	\$735	\$935	+ \$43
18x96	TBT.R.1896	\$481	\$620	\$797	n/a	n/a	\$797	\$1,003	+ \$48
24x30	TBT.R.2430	\$203	\$261	\$364	\$495	\$495	\$364	\$477	+ \$20



A EDGE BAND & T-EDGE	B EDGE BAND & T-EDGE	C KNIFE EDGE BAND	D URETHANE EDGE	E URETHANE EDGE	F WOOD EDGE	G WOOD EDGE	H W/ GROUP 2 LAMINATE
 AB	 EB	 PK4	 MP3	 MA1	 W2E	 WA2	Wilsonart & Formica Non-Premium Laminate
 EB	 EB9	 PK4	 MT1	 MA3	 W2E	 WB1	
 EBR	 T10	 PK4	 MT1	 MA4	 W2E	 WC2	
 T4	 T8	 PK4	 MT6	 MA7	 W2E	 WC3	

Rectangle



SIZE A X B	BASIC MODEL	A	B	C	D	E	F	G	H
24x36	TBT.R.2436	\$211	\$272	\$383	\$535	\$535	\$383	\$488	+ \$21
24x42	TBT.R.2442	\$231	\$295	\$460	\$483	\$483	\$460	\$590	+ \$23
24x48	TBT.R.2448	\$239	\$307	\$473	\$614	\$614	\$473	\$608	+ \$24
24x60	TBT.R.2460	\$293	\$372	\$574	\$720	\$720	\$574	\$679	+ \$29
24x72	TBT.R.2472	\$348	\$454	\$676	\$860	\$860	\$676	\$774	+ \$35
24x84	TBT.R.2484	\$469	\$584	\$767	n/a	n/a	\$767	\$989	+ \$47
24x96	TBT.R.2496	\$537	\$702	\$859	n/a	n/a	\$859	\$1,096	+ \$54
30x36	TBT.R.3036	\$237	\$301	\$455	\$491	\$491	\$455	\$583	+ \$24
30x42	TBT.R.3042	\$267	\$338	\$495	\$638	\$638	\$495	\$640	+ \$27
30x48	TBT.R.3048	\$293	\$376	\$548	\$701	\$701	\$548	\$662	+ \$29
30x60	TBT.R.3060	\$360	\$485	\$660	\$864	\$864	\$660	\$762	+ \$36
30x72	TBT.R.3072	\$420	\$561	\$763	\$987	\$987	\$763	\$879	+ \$42
30x84	TBT.R.3084	\$601	\$759	\$924	n/a	n/a	\$924	\$1,185	+ \$60
30x96	TBT.R.3096	\$662	\$824	\$1,020	n/a	n/a	\$1,020	\$1,290	+ \$66
36x42	TBT.R.3642	\$332	\$410	\$554	\$573	\$573	\$554	\$732	+ \$33
36x48	TBT.R.3648	\$360	\$447	\$604	\$606	\$606	\$604	\$769	+ \$36
36x60	TBT.R.3660	\$441	\$551	\$707	\$932	\$932	\$707	\$869	+ \$44
36x72	TBT.R.3672	\$512	\$641	\$829	\$1,050	\$1,050	\$829	\$1,054	+ \$51
36x84	TBT.R.3684	\$667	\$828	\$986	n/a	n/a	\$986	\$1,227	+ \$67
36x96	TBT.R.3696	\$726	\$903	\$999	n/a	n/a	\$999	\$1,288	+ \$73



HOW TO ORDER

Overview, Model Number, Finishes, Accessories, Options

Overview

Training Table Tops are available in the same sizes and shapes as most of our Training Tables with the same available options. Edge selection includes "F-Series" & "Y-Series" urethane edges which feature urethane profile on the user side and flat profile edgeband (F-Series) or urethane (Y-Series) on non-user sides to allow for ease of connecting and adjacent placement.

Model Number

Basic Model + Edge (ex: TBR.R.3060.MT6F)

*Click here to review all current SurfaceWorks edge options

Finish Selection

Click here to review all current SurfaceWorks finishes

Top Surface Finish

- Group 1 Laminate..... std
- Group 2 Laminate..... see upcharge column
- Other Laminate/Material..... quote required

Top Edge Finish

- Standard Edge Color..... std
- Non-Standard Edge Color..... quote required

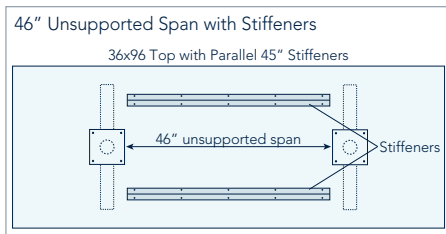
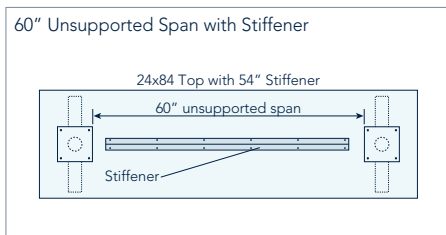
Stiffeners*

Stiffeners are recommended to minimize sagging on Tops that have unsupported spans of 45" to 60", once installed. The maximum unsupported span should not exceed 60".

Optimal stiffener placement is in the center, directly between the base plates (or other supports), however, it can be placed up to 6" off the center. If the stiffener must be placed further off center, it is recommended to install two stiffeners, placed parallel. If the Worksurface is 36" or wider, two parallel stiffeners are recommended.

*Stiffeners are accessories to be ordered on a separate line item, shipped loose and field installed. Screws are included.

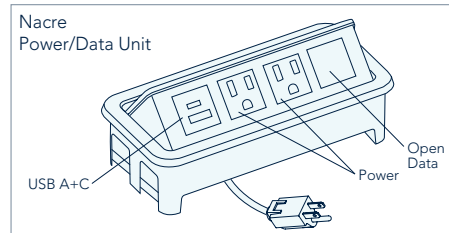
- AXH.STF.45 45" Stiffener (for span of 45"-54") \$63
- AXH.STF.54 54" Stiffener (for span of 54"-60") \$72



Featured Power/Data Option: Nacre

Featured (default) power/data option includes Nacre with 2 power, 1 USB A+C, & 1 open data. Unit is equipped with a 120" cord with a straight plug. Available colors include 004 Folkstone, 300 Black, or 699 White. Standard placement is centered along the back edge.

- TP1 Nacre, 1 Unit Per Table + \$613



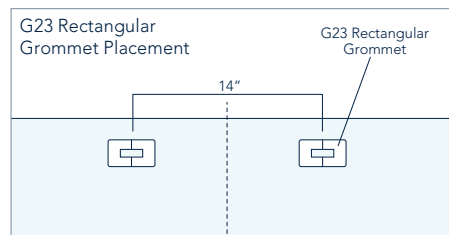
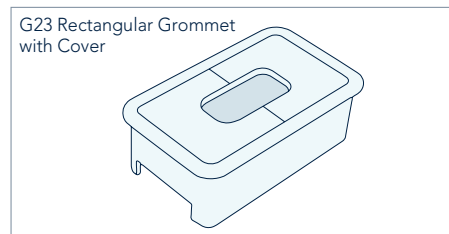
Other Power/Data

Please visit the Accessories Section for additional power/data solutions.

Featured Grommet Option: G23

Featured (default) Grommet option includes two G23 Rectangular Grommets (2" x 3.5") with cover, placed 14" apart on center along the back edge. Available in 300 Black only.

- TG2 (2) G23 Rectangular Grommets. + \$68



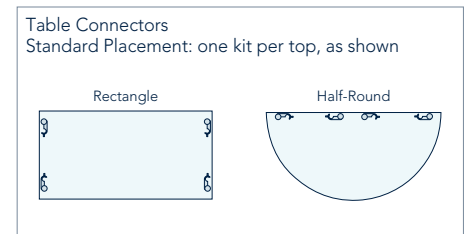
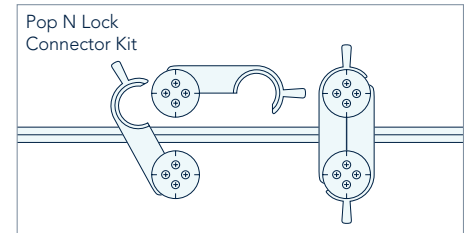
Other Grommets

Please visit the Accessories Section for additional Grommets.

Featured Connector Option: Pop N Lock

Featured (default) Table Connector option is Pop N Lock, installed, one kit per table, with standard placement (as shown below).

- TCP Pop N Lock Connector Kit. + \$146



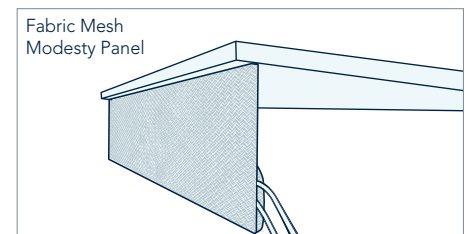
Other Table Connectors

Please visit the Accessories Section for additional Table Connectors.

Featured Modesty Panel Option: Fabric Mesh

The 8" deep Fabric Mesh Modesty Panel consists of fabric stretched over a lightweight frame with an easy-access wire-management pocket. Available with rectangle Training Tables in 300 Black and 499 Silver, and lengths ranging from 42" to 96". Not available with Folding Training Tables.

- M42 42" Fabric Mesh Modesty Panel. + \$299
- M48 48" Fabric Mesh Modesty Panel. + \$311
- M60 60" Fabric Mesh Modesty Panel. + \$333
- M72 72" Fabric Mesh Modesty Panel. + \$354
- M84 84" Fabric Mesh Modesty Panel. + \$369
- M96 96" Fabric Mesh Modesty Panel. + \$388



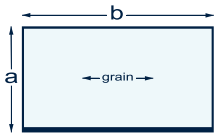
Other Modesty Panels

Please visit the Accessories Section for additional Modesty Panels.



A EDGE BAND & T-EDGE	B EDGE BAND & T-EDGE	C EDGE BAND	D URETHANE EDGE	E URETHANE EDGE	F WOOD EDGE	G WOOD EDGE	H W/ GROUP 2 LAMINATE
AB	EB9	PK4F	MA7F MT1F MT6F MT9F	MT6Y MT9Y	W2E	WA2 WB1	Wilsonart & Formica Non-Premium Laminate
EB	T10						
EBR	T8F						
T4							

Rectangle

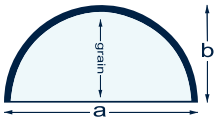


SIZE A X B	BASIC MODEL	A	B	C	D	E	F	G	H
18x42	TBR.R.1842	\$203	\$254	\$414	\$544	n/a	\$414	\$545	+ \$20
18x48	TBR.R.1848	\$227	\$288	\$466	\$601	\$594	\$466	\$565	+ \$23
18x60	TBR.R.1860	\$256	\$324	\$546	\$699	\$686	\$546	\$642	+ \$26
18x72	TBR.R.1872	\$287	\$363	\$611	\$766	\$759	\$611	\$721	+ \$29
18x84	TBR.R.1884	\$434	\$543	\$735	\$1,044	n/a	\$735	\$935	+ \$43
18x96	TBR.R.1896	\$481	\$620	\$797	\$1,109	n/a	\$797	\$1,003	+ \$48
24x42	TBR.R.2442	\$231	\$295	\$460	\$576	n/a	\$460	\$590	+ \$23
24x48	TBR.R.2448	\$239	\$307	\$473	\$614	\$614	\$473	\$608	+ \$24
24x60	TBR.R.2460	\$293	\$372	\$574	\$720	\$720	\$574	\$679	+ \$29
24x72	TBR.R.2472	\$348	\$454	\$676	\$860	\$860	\$676	\$774	+ \$35
24x84	TBR.R.2484	\$469	\$584	\$767	\$1,084	n/a	\$767	\$989	+ \$47
24x96	TBR.R.2496	\$537	\$702	\$859	\$1,185	n/a	\$859	\$1,096	+ \$54
30x42	TBR.R.3042	\$267	\$338	\$495	\$638	n/a	\$495	\$640	+ \$27
30x48	TBR.R.3048	\$293	\$376	\$548	\$701	\$701	\$548	\$662	+ \$29
30x60	TBR.R.3060	\$360	\$485	\$660	\$864	\$864	\$660	\$762	+ \$36
30x72	TBR.R.3072	\$420	\$561	\$763	\$987	\$987	\$763	\$879	+ \$42
30x84	TBR.R.3084	\$601	\$759	\$924	\$1,386	n/a	\$924	\$1,185	+ \$60
30x96	TBR.R.3096	\$662	\$824	\$1,020	\$1,502	n/a	\$1,020	\$1,290	+ \$66
36x42	TBR.R.3642	\$332	\$410	\$554	\$731	n/a	\$554	\$732	+ \$33
36x48	TBR.R.3648	\$360	\$447	\$604	\$793	n/a	\$604	\$769	+ \$36
36x60	TBR.R.3660	\$441	\$551	\$707	\$932	n/a	\$707	\$869	+ \$44
36x72	TBR.R.3672	\$512	\$641	\$829	\$1,050	n/a	\$829	\$1,054	+ \$51
36x84	TBR.R.3684	\$667	\$828	\$986	\$1,437	n/a	\$986	\$1,227	+ \$67
36x96	TBR.R.3696	\$726	\$903	\$999	\$1,490	n/a	\$999	\$1,288	+ \$73



A EDGE BAND & T-EDGE	B EDGE BAND & T-EDGE	C EDGE BAND	D URETHANE EDGE	E URETHANE EDGE	F WOOD EDGE	G WOOD EDGE	H W/ GROUP 2 LAMINATE		
 AB	 EB9		 MA7F				Wilsonart & Formica Non-Premium Laminate		
 EB	 T10		 MT1F			 WA2			
 EBR	 T8F		 MT6F	 MT6Y					
 T4	 PK4F	 PK4F	 MT9F	 MT9Y	 W2E	 WB1			
SIZE A X B	BASIC MODEL	A	B	C	D	E	F	G	H
48x24	TBR.H.4824	\$340	\$435	\$693	\$826	n/a	\$693	\$799	+ \$34
60x30	TBR.H.6030	\$471	\$601	\$884	\$1,040	n/a	\$884	\$1,023	+ \$47

Half-Round





HOW TO ORDER

Overview, Model Number, Finishes, Accessories, Options

MAY 2024 V1.0

Overview

Panel Systems Worksurfaces are constructed specifically for use in conjunction with office panel systems. Worksurfaces are 1/8" undersized and the edge selection includes "F-Series" urethane edges featuring flat profile edgeband on non-user sides to allow for ease of adjacent placement.

Model Number

Basic Model + Edge* (ex: WS.R.2460.EB)

*Click here to review all current SurfaceWorks edge options

Finish Selection

Click here to review all current SurfaceWorks finishes

Top Surface Finish

- Group 1 Laminate std
- Group 2 Laminate see upcharge column
- Other Laminate/Material quote required

Top Edge Finish

- Standard Edge Color std
- Non-Standard Edge Color quote required

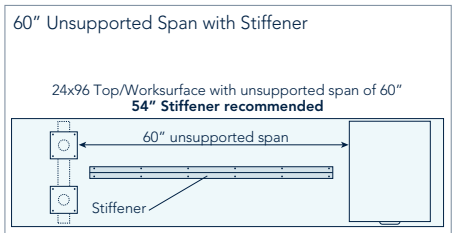
Stiffeners*

Stiffeners are recommended to minimize sagging on Worksurfaces that have unsupported spans of 45" to 60", once installed. The maximum unsupported span should not exceed 60".

Optimal stiffener placement is in the center, directly between the base plates (or other supports), however, it can be placed up to 6" off the center. If the stiffener must be placed further off center, it is recommended to install two stiffeners, placed parallel. If the Worksurface is 36" or wider, two parallel stiffeners are recommended.

*Stiffeners are accessories to be ordered on a separate line item, shipped loose and field installed. Screws are included.

- AXH.STF.45 45" Stiffener (for span of 45"-54") \$63
- AXH.STF.54 54" Stiffener (for span of 54"-60") \$72

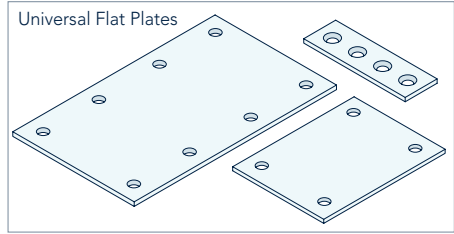


Universal Flat Plates*

Universal Flat Plates are used to create a fixed connection between two Worksurfaces.

*Flat Plates are accessories to be ordered on a separate line item, shipped loose and field installed. Screws are included.

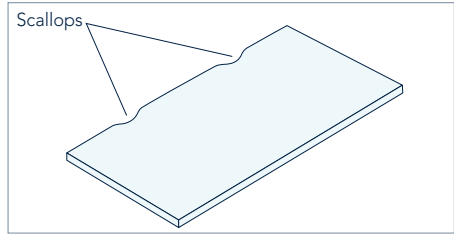
- AXH.UFP.13 0.8"x 2.6" Flat Plate \$11
- AXH.UFP.23 2.25"x 3" Flat Plate \$11
- AXH.UFP.35 3"x 5" Flat Plate \$24



Wire Pass-Through Scallop Option

Scallops provide a pass-through for cords for worksurfaces placed against a wall or panel system. They are 6" wide by 1-1/4" deep and shaped into the back side(s) of worksurfaces/tops. Scallops are priced per unit, regardless of the quantity of scallops. See standard Scallop placement chart below.

- SCS Scallops, Standard Placement + \$31
- SCN Scallops, Non-standard Placement + \$46

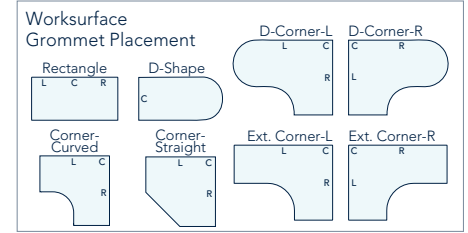
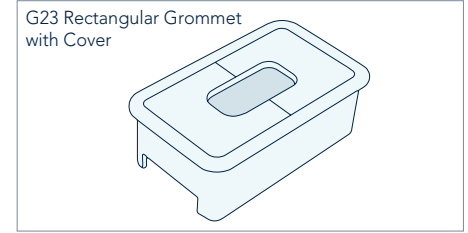


Standard Scallop Placement		
Non-User Side Dimension	Scallop Quantity	Scallop Placement
70" or greater	2	20" from each end
30" to 69"	1	Center
less than 30"	none	n/a

Featured Grommet Option: G23

Rectangular grommets with covers are available in 1, 2 or 3 grommets per Worksurface; placement using codes as per diagram below.

- C: 1 grommet, CTR placement (default) + \$34
- L: 1 grommet, LH placement + \$34
- R: 1 grommet, RH placement + \$34
- LR: 2 grommets, LH & RH placement (default) + \$68
- LC: 2 grommets, LH & CTR placement + \$68
- CR: 2 grommets, CTR & RH placement + \$68
- LCR: 3 grommets, LH, CTR & RH placement + \$102



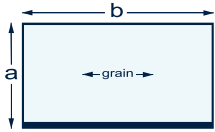
Other Grommets

Please visit the Accessories section for additional Grommets.



A EDGE BAND & T-EDGE	B EDGE BAND & T-EDGE	C POSTFORM EDGE	D URETHANE EDGE	E URETHANE EDGE	F WOOD EDGE	G WOOD EDGE	H W/ GROUP 2 LAMINATE
							Wilsonart & Formica Non-Premium Laminate

Rectangle

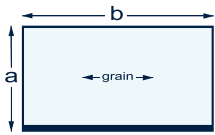


SIZE A X B	BASIC MODEL	A	B	C	D	E	F	G	H
18x24	WS.R.1824	\$155	\$197	\$209	\$391	\$391	\$283	\$438	+ \$16
18x30	WS.R.1830	\$168	\$217	\$228	\$440	\$440	\$329	\$470	+ \$17
18x36	WS.R.1836	\$179	\$226	\$246	\$470	\$470	\$356	\$503	+ \$18
18x42	WS.R.1842	\$203	\$254	\$280	\$544	\$544	\$414	\$555	+ \$20
18x48	WS.R.1848	\$227	\$288	\$295	\$601	\$601	\$466	\$617	+ \$23
18x54	WS.R.1854	\$239	\$302	\$321	\$617	\$617	\$480	\$634	+ \$24
18x60	WS.R.1860	\$256	\$324	\$328	\$699	\$699	\$546	\$717	+ \$26
18x66	WS.R.1866	\$264	\$337	\$359	\$700	\$700	\$553	\$718	+ \$26
18x72	WS.R.1872	\$287	\$363	\$364	\$766	\$766	\$611	\$789	+ \$29
18x78	WS.R.1878	\$434	\$543	\$582	\$1,044	\$1,044	\$735	\$952	+ \$43
18x84	WS.R.1884	\$434	\$543	\$586	\$1,044	\$1,044	\$735	\$973	+ \$43
24x24	WS.R.2424	\$176	\$225	\$230	\$441	\$441	\$329	\$470	+ \$18
24x30	WS.R.2430	\$203	\$261	\$262	\$495	\$495	\$364	\$511	+ \$20
24x36	WS.R.2436	\$211	\$272	\$275	\$535	\$535	\$383	\$542	+ \$21
24x42	WS.R.2442	\$231	\$295	\$315	\$576	\$576	\$460	\$593	+ \$23
24x48	WS.R.2448	\$239	\$307	\$318	\$614	\$614	\$473	\$632	+ \$24
24x54	WS.R.2454	\$277	\$346	\$359	\$668	\$668	\$521	\$682	+ \$28
24x60	WS.R.2460	\$293	\$372	\$373	\$720	\$720	\$574	\$737	+ \$29
24x66	WS.R.2466	\$338	\$430	\$435	\$809	\$809	\$637	\$827	+ \$34
24x72	WS.R.2472	\$348	\$454	\$459	\$860	\$860	\$676	\$851	+ \$35
24x78	WS.R.2478	\$469	\$584	\$638	\$1,084	\$1,084	\$767	\$1,011	+ \$47
24x84	WS.R.2484	\$469	\$584	\$643	\$1,084	\$1,084	\$767	\$1,032	+ \$47
30x24	WS.R.3024	\$203	\$261	\$262	\$495	\$495	\$364	\$511	+ \$20
30x30	WS.R.3030	\$227	\$296	\$299	\$556	\$556	\$427	\$565	+ \$23
30x36	WS.R.3036	\$237	\$301	\$323	\$590	\$590	\$455	\$602	+ \$24
30x42	WS.R.3042	\$267	\$338	\$376	\$638	\$638	\$495	\$653	+ \$27
30x48	WS.R.3048	\$293	\$376	\$382	\$701	\$701	\$548	\$690	+ \$29
30x54	WS.R.3054	\$332	\$424	\$435	\$753	\$753	\$596	\$739	+ \$33



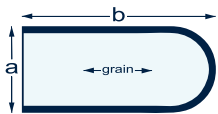
A EDGE BAND & T-EDGE	B EDGE BAND & T-EDGE	C POSTFORM EDGE	D URETHANE EDGE	E URETHANE EDGE	F WOOD EDGE	G WOOD EDGE	H W/ GROUP 2 LAMINATE
							Wilsonart & Formica Non-Premium Laminate

Rectangle



SIZE A X B	BASIC MODEL	A	B	C	D	E	F	G	H
30x60	WS.R.3060	\$360	\$485	\$487	\$864	\$864	\$660	\$827	+ \$36
30x66	WS.R.3066	\$400	\$528	\$530	\$913	\$913	\$706	\$896	+ \$40
30x72	WS.R.3072	\$420	\$561	\$577	\$987	\$987	\$763	\$942	+ \$42
30x78	WS.R.3078	\$601	\$751	\$811	\$1,391	\$1,391	\$929	\$1,134	+ \$60
30x84	WS.R.3084	\$601	\$759	\$806	\$1,386	\$1,386	\$924	\$1,150	+ \$60
36x36	WS.R.3636	\$288	\$356	\$376	\$653	\$653	\$506	\$670	+ \$29
36x42	WS.R.3642	\$332	\$410	\$446	\$731	\$731	\$554	\$750	+ \$33
36x48	WS.R.3648	\$360	\$447	\$457	\$793	\$793	\$604	\$771	+ \$36
36x54	WS.R.3654	\$435	\$536	\$532	\$881	\$881	\$686	\$850	+ \$44
36x60	WS.R.3660	\$441	\$551	\$559	\$932	\$932	\$707	\$876	+ \$44
36x66	WS.R.3666	\$503	\$622	\$726	\$1,020	\$1,020	\$822	\$1,107	+ \$50
36x72	WS.R.3672	\$512	\$641	\$746	\$1,050	\$1,050	\$829	\$1,126	+ \$51
36x78	WS.R.3678	\$667	\$828	\$890	\$1,437	\$1,437	\$978	\$1,284	+ \$67
36x84	WS.R.3684	\$667	\$828	\$894	\$1,437	\$1,437	\$986	\$1,284	+ \$67

D-Shape

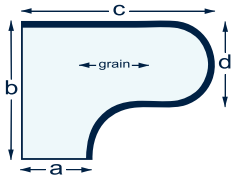


SIZE A X B	BASIC MODEL	A	B	C	D	E	F	G	H
24x48	WS.D.2448	\$287	\$360	n/a	\$589	\$589	\$530	\$697	+ \$29
24x60	WS.D.2460	\$329	\$416	n/a	\$660	\$660	\$615	\$795	+ \$33
24x72	WS.D.2472	\$384	\$483	n/a	\$736	\$736	\$664	\$878	+ \$38
30x48	WS.D.3048	\$329	\$416	n/a	\$631	\$631	\$592	\$764	+ \$33
30x60	WS.D.3060	\$400	\$517	n/a	\$731	\$731	\$690	\$877	+ \$40
30x66	WS.D.3066	\$419	\$528	n/a	\$780	\$780	\$702	\$898	+ \$42
30x72	WS.D.3072	\$461	\$595	n/a	\$829	\$829	\$759	\$955	+ \$46
36x66	WS.D.3666	\$536	\$663	n/a	\$1,107	\$1,107	\$882	\$1,160	+ \$54
36x72	WS.D.3672	\$559	\$692	n/a	\$1,124	\$1,124	\$890	\$1,177	+ \$56



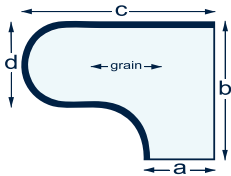
A EDGE BAND & T-EDGE	B EDGE BAND & T-EDGE	C POSTFORM EDGE	D URETHANE EDGE	E URETHANE EDGE	F WOOD EDGE	G WOOD EDGE	H W/ GROUP 2 LAMINATE
AB							Wilsonart & Formica Non-Premium Laminate
EB							
EBR	EB9	PE				WA2	
T4	T8F	PF2	MA7F	MT6F	W2E	WB1F	

D-Corner Right



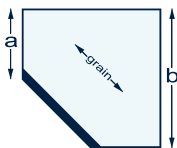
SIZE A X B X C X D	BASIC MODEL	A	B	C	D	E	F	G	H
24x48x60x30	WS.XDR.24486030	\$618	\$748	n/a	\$1,006	\$1,006	\$826	\$1,105	+ \$62
24x48x72x30	WS.XDR.24487230	\$734	\$873	n/a	\$1,152	\$1,152	\$1,088	\$1,338	+ \$73
30x48x60x30	WS.XDR.30486030	\$618	\$751	n/a	\$1,004	\$1,004	\$827	\$1,109	+ \$62
30x48x72x30	WS.XDR.30487230	\$734	\$875	n/a	\$1,149	\$1,149	\$1,086	\$1,336	+ \$73
30x48x84x30	WS.XDR.30488430	\$970	\$1,177	n/a	\$1,362	\$1,362	\$1,457	\$1,773	+ \$97

D-Corner Left



SIZE A X B X C X D	BASIC MODEL	A	B	C	D	E	F	G	H
24x48x60x30	WS.XDL.24486030	\$618	\$748	n/a	\$1,006	\$1,006	\$826	\$1,105	+ \$62
24x48x72x30	WS.XDL.24487230	\$734	\$873	n/a	\$1,152	\$1,152	\$1,088	\$1,338	+ \$73
30x48x60x30	WS.XDL.30486030	\$618	\$751	n/a	\$1,004	\$1,004	\$827	\$1,109	+ \$62
30x48x72x30	WS.XDL.30487230	\$734	\$875	n/a	\$1,149	\$1,149	\$1,086	\$1,336	+ \$73
30x48x84x30	WS.XDL.30488430	\$970	\$1,177	n/a	\$1,362	\$1,362	\$1,457	\$1,773	+ \$97

Corner Straight



SIZE A X B	BASIC MODEL	A	B	C	D	E	F	G	H
24x36	WS.Z.2436	\$317	\$375	n/a	\$556	\$556	\$490	\$658	+ \$32
24x42	WS.Z.2442	\$413	\$507	n/a	\$661	\$661	\$588	\$765	+ \$41
24x48	WS.Z.2448	\$479	\$589	n/a	\$723	\$723	\$691	\$856	+ \$48
30x42	WS.Z.3042	\$413	\$505	n/a	\$651	\$651	\$586	\$767	+ \$41
30x48	WS.Z.3048	\$479	\$593	n/a	\$715	\$715	\$691	\$856	+ \$48

Corner Curved

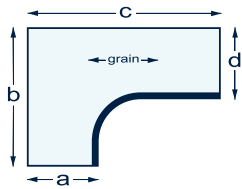


SIZE A X B	BASIC MODEL	A	B	C	D	E	F	G	H
24x36	WS.L.2436	\$365	\$436	n/a	\$563	\$563	\$523	\$701	+ \$36
24x42	WS.L.2442	\$438	\$541	n/a	\$663	\$663	\$601	\$791	+ \$44
24x48	WS.L.2448	\$486	\$612	n/a	\$721	\$721	\$676	\$870	+ \$49
30x42	WS.L.3042	\$438	\$540	n/a	\$652	\$652	\$601	\$793	+ \$44
30x48	WS.L.3048	\$486	\$614	n/a	\$711	\$711	\$675	\$871	+ \$49



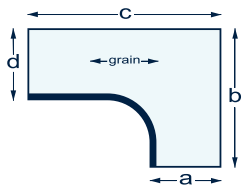
A EDGE BAND & T-EDGE	B EDGE BAND & T-EDGE	C POSTFORM EDGE	D URETHANE EDGE	E URETHANE EDGE	F WOOD EDGE	G WOOD EDGE	H W/ GROUP 2 LAMINATE
							Wilsonart & Formica Non-Premium Laminate

Extended Corner Right



SIZE A X B X C X D	BASIC MODEL	A	B	C	D	E	F	G	H
24x48x60x24	WS.XCR.24486024	\$606	\$741	n/a	\$926	\$926	\$820	\$1,080	+ \$61
24x48x60x30	WS.XCR.24486030	\$606	\$741	n/a	\$936	\$936	\$827	\$1,080	+ \$61
24x48x72x24	WS.XCR.24487224	\$651	\$823	n/a	\$1,006	\$1,006	\$899	\$1,198	+ \$65
24x48x72x30	WS.XCR.24487230	\$651	\$835	n/a	\$1,015	\$1,015	\$907	\$1,209	+ \$65
30x48x60x24	WS.XCR.30486024	\$606	\$741	n/a	\$938	\$938	\$828	\$1,080	+ \$61
30x48x60x30	WS.XCR.30486030	\$606	\$741	n/a	\$948	\$948	\$836	\$1,080	+ \$61
30x48x72x24	WS.XCR.30487224	\$651	\$836	n/a	\$1,017	\$1,017	\$907	\$1,211	+ \$65
30x48x72x30	WS.XCR.30487230	\$651	\$848	n/a	\$1,027	\$1,027	\$915	\$1,231	+ \$65

Extended Corner Left

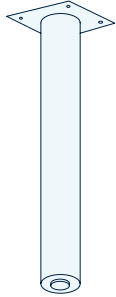


SIZE A X B X C X D	BASIC MODEL	A	B	C	D	E	F	G	H
24x48x60x24	WS.XCL.24486024	\$606	\$741	n/a	\$926	\$926	\$820	\$1,080	+ \$61
24x48x60x30	WS.XCL.24486030	\$606	\$741	n/a	\$936	\$936	\$827	\$1,080	+ \$61
24x48x72x24	WS.XCL.24487224	\$651	\$823	n/a	\$1,006	\$1,006	\$899	\$1,198	+ \$65
24x48x72x30	WS.XCL.24487230	\$651	\$835	n/a	\$1,015	\$1,015	\$907	\$1,209	+ \$65
30x48x60x24	WS.XCL.30486024	\$606	\$741	n/a	\$938	\$938	\$828	\$1,080	+ \$61
30x48x60x30	WS.XCL.30486030	\$606	\$741	n/a	\$948	\$948	\$836	\$1,080	+ \$61
30x48x72x24	WS.XCL.30487224	\$651	\$836	n/a	\$1,017	\$1,017	\$907	\$1,211	+ \$65
30x48x72x30	WS.XCL.30487230	\$651	\$848	n/a	\$1,027	\$1,027	\$915	\$1,231	+ \$65

PRICING

Support Columns & Panels


Worksurface Support Column



PRODUCT DESCRIPTION	SIZE	COLOR*	MODEL NUMBER	LIST PRICE
Worksurfaces Support Columns are available in 2, 4 or 6" diameter tubular steel and come with adjustable glides and mounting plates. Height (not including worksurface) is 27-3/4" (for 29" overall worksurface height). NOTE: Support Columns are not meant to be used alone for free-standing tables or desking.	2" dia	300 Black	AXS.SCL.228.300	\$184
		431 Metallic Silver	AXS.SCL.228.431	\$184
	4" dia	300 Black	AXS.SCL.428.300	\$292
		431 Metallic Silver	AXS.SCL.428.431	\$292
	6" dia	300 Black	AXS.SCL.628.300	\$499
		431 Metallic Silver	AXS.SCL.628.431	\$499

*Additional colors are available; please request a quote.

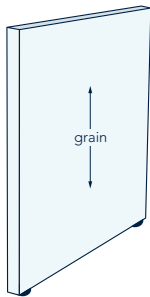
Worksurface H-Leg Support



PRODUCT DESCRIPTION	TUBE DIAMETER	BASE SPREAD	COLOR*	MODEL NUMBER	LIST PRICE
H-Leg Supports are available in 2" or 3" tubular steel and come with adjustable glides and mounting plates. Height (not including worksurface) is 27-3/4" (for 29" overall worksurface height). NOTE: H-Leg Supports are not meant to be used alone for free-standing desking.	2" dia	16.5" (for 24" top)	300 Black	AXS.HLG.2A.300	\$384
			431 Metallic Silver	AXS.HLG.2A.431	\$384
		22.5" (for 30" top)	300 Black	AXS.HLG.2B.300	\$406
			431 Metallic Silver	AXS.HLG.2B.431	\$406
	3" dia	23.5" (for 30" top)	300 Black	AXS.HLG.3A.300	\$554
			431 Metallic Silver	AXS.HLG.3A.431	\$554
	30" (for 36" top)	300 Black	AXS.HLG.3B.300	\$607	
		431 Metallic Silver	AXS.HLG.3B.431	\$607	

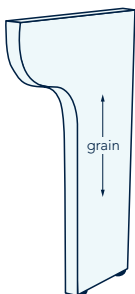
*Additional colors are available; please request a quote.

Worksurface End Support Panel



PRODUCT DESCRIPTION	SIZE	LAMINATE & EDGE COLOR	MODEL NUMBER	LIST PRICE
End Support Panels are 1-1/4" thick, laminated on two sides, with adjustable glides and EB edgeband along the vertical edges. Actual depth dimensions are 1/8" undersized to match standard worksurface depth. Mounting hardware is included. Height (not including worksurface) is 27-3/4" (for 29" overall worksurface height). NOTE: End Support Panels are not meant to be used alone for free-standing desking.	18" d x 27-3/4" h	Price includes group 1 laminate and standard EB edge colors. Other colors require a quote.	AXS.ESP.1828	\$212
	24" d x 27-3/4" h		AXS.ESP.2428	\$245
	30" d x 27-3/4" h		AXS.ESP.3028	\$276
	36" d x 27-3/4" h		AXS.ESP.3628	\$293

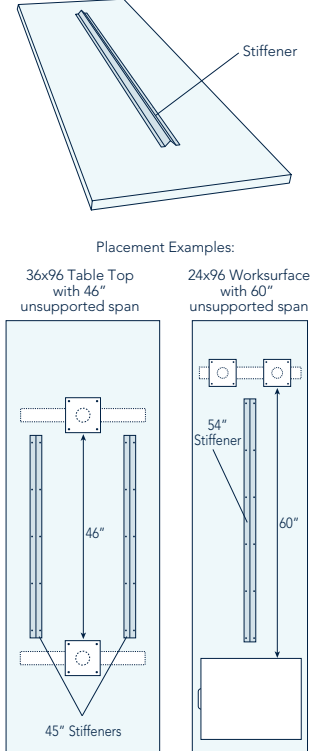
Worksurface Center Support Panel




PRODUCT DESCRIPTION	SIZE	LAMINATE & EDGE COLOR	MODEL NUMBER	LIST PRICE
Center Support Panels are 1-1/4" thick, laminated on two sides, with adjustable glides and EB edgeband along the vertical edges. Actual depth dimensions are 1/8" undersized to match standard worksurface depth. Mounting hardware is included. Height (not including worksurface) is 27-3/4" (for 29" overall worksurface height). NOTE: Center Support Panels are not meant to be used alone for free-standing desking.	18" d x 27-3/4" h	Price includes group 1 laminate and standard EB edge colors. Other colors require a quote.	AXS.CSP.1828	\$234
	24" d x 27-3/4" h		AXS.CSP.2428	\$271
	30" d x 27-3/4" h		AXS.CSP.3028	\$304
	36" d x 27-3/4" h		AXS.CSP.3628	\$319

PRICING

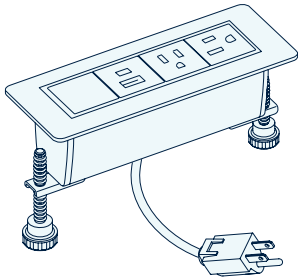
Stiffener, Universal Flat Plate

Stiffener	PRODUCT DESCRIPTION	UNSUPPORTED SPAN	STIFFENER LENGTH	MODEL NUMBER	LIST PRICE
 <p>Stiffener</p> <p>Placement Examples:</p> <p>36x96 Table Top with 46" unsupported span</p> <p>24x96 Worksurface with 60" unsupported span</p> <p>46"</p> <p>45" Stiffeners</p> <p>54" Stiffener</p> <p>60"</p>	<p>Stiffeners are recommended to minimize sagging on Tops or Worksurfaces that have unsupported spans of 45" to 60", once installed.</p> <p>The maximum unsupported span should not exceed 60".</p> <p>Optimal stiffener placement is in the center, directly between the base plates (or other supports), however, it can be placed up to 6" off the center. If the stiffener must be placed further off center, it is recommended to install two stiffeners, placed parallel.</p> <p>If the Top or Worksurface is 36" or wider, two parallel stiffeners are recommended.</p> <p>Screws are included.</p>	45" - 53.9"	45"	AXH.STF.45	\$63
	<p>If the Top or Worksurface is 36" or wider, two parallel stiffeners are recommended.</p> <p>Screws are included.</p>	54" - 60"	54"	AXH.STF.54	\$72

Universal Flat Plate	PRODUCT DESCRIPTION	SIZE	MODEL NUMBER	LIST PRICE
	<p>Universal Flat Plates are used to create fixed connections between Worksurfaces.</p> <p>Screws are included.</p>	0.8" x 2.6"	AXH.UFP.13	\$11
		2.25" x 3"	AXH.UFP.23	\$11
		3" x 5"	AXH.UFP.35	\$24



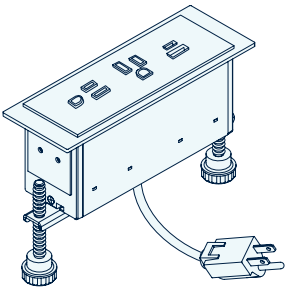
**AxilZ
Power/Data Unit**



PRODUCT DESCRIPTION	CONFIGURATION	CONNECTIVITY	COLOR	MODEL NUMBER	LIST PRICE
AxilZ, In-Surface Style: 4-port Flush Size: 3" x 8" Finish: Powder coat w/ Anodized Aluminum Accent Strip Universal Adapter Kit Included	2 Power 1 Open Data 1 USB A+C	15 amp 120" Cord Straight Plug	300K Black/Clear Alum	PAZ.21C.B.300K	\$645
			499K Silver-Black Trim/Clear Alum	PAZ.21C.B.499K	\$645
			699H White/Clear Alum	PAZ.21C.B.699H	\$645
	3 Power 1 Open Data		300K Black/Clear Alum	PAZ.31.B.300K	\$467
			499K Silver-Black Trim/Clear Alum	PAZ.31.B.499K	\$467
			699H White/Clear Alum	PAZ.31.B.699H	\$467

Indicate which line items receive AxilZ Power/Data Units, quantity per table, and placement to ensure required cutouts are placed properly in the intended tables. Additional configuration and color options are available; quote required.

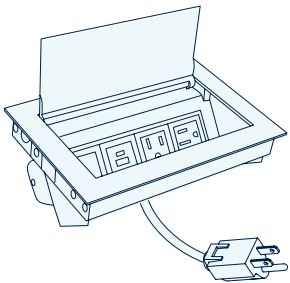
**DeanZ
Power Unit**



PRODUCT DESCRIPTION	CONFIGURATION	CONNECTIVITY	COLOR	MODEL NUMBER	LIST PRICE
DeanZ, In-Surface Style: 3-Port, Flush Size: 6.7" x 2.3" Finish: Matte Plastic	2 Power 1 USB A+C	15 amp 120" Cord Straight Plug	004 Folkstone	PDN.2C.B.004	\$600
			300 Black	PDN.2C.B.300	\$600
			699 White	PDN.2C.B.699	\$600
	2 Power 1 Open Data		004 Folkstone	PDN.21.B.004	\$455
			300 Black	PDN.21.B.300	\$455
			699 White	PDN.21.B.699	\$455

Indicate which line items receive DeanZ Power Units, quantity per table, and placement to ensure required cutouts are placed properly in the intended tables. Additional configuration and color options are available; quote required.

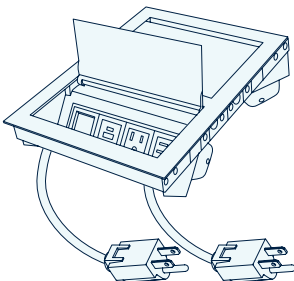
**Ellora B
Power/Data Unit**



PRODUCT DESCRIPTION	CONFIGURATION	CONNECTIVITY	COLOR	MODEL NUMBER	LIST PRICE
Ellora B, In-Surface Style: Inset w/ Lid Size: 5.5" x 8.5" Finish: Powder coat Universal Adapter Kit Included	4-Port 2 Power 1 Open Data 1 USB A+C	15 amp 120" Cord Straight Plug	300 Black	PEB.21C.B.300	\$809
			499B Silver-Black Trim	PEB.21C.B.499B	\$809
			699 White	PEB.21C.B.699	\$809
	3 Power 1 Open Data		300 Black	PEB.31.B.300	\$634
			499B Silver-Black Trim	PEB.31.B.499B	\$634
			699 White	PEB.31.B.699	\$634

Indicate which line items receive ElloraB Power/Data Units, quantity per table, and placement to ensure required cutouts are placed properly in the intended tables. Additional configuration and color options are available; quote required.

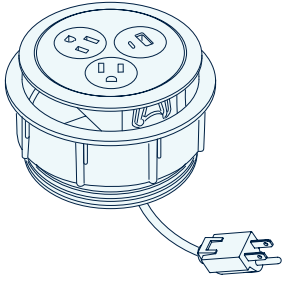
**E2XB
Power/Data Unit**



PRODUCT DESCRIPTION	CONFIGURATION	CONNECTIVITY	COLOR	MODEL NUMBER	LIST PRICE
E2XB, In-Surface Style: Dual Sided, Inset w/ Lids Size: 10.3" x 8.4" Finish: Powder coat Universal Adapter Kit Included	Each Side: 2 Power 1 Open Data 1 USB A+C	(2) 15 amp 120" Cords Straight Plugs	300 Black	PE2.42C2.B.300	\$1,673
			499B Silver-Black Trim	PE2.42C2.B.499B	\$1,673
			699 White	PE2.42C2.B.699	\$1,673
	Each Side: 3 Power 1 Open Data		300 Black	PE2.62.B.300	\$1,339
			499B Silver-Black Trim	PE2.62.B.499B	\$1,339
			699 White	PE2.62.B.699	\$1,339

Indicate which line items receive E2XB Power/Data Units, quantity per table, and placement to ensure required cutouts are placed properly in the intended tables. Additional configuration and color options are available; quote required.

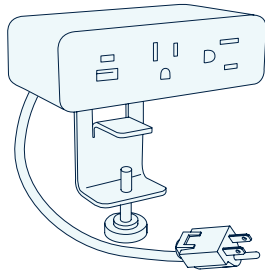
Eclipse Power Unit



PRODUCT DESCRIPTION	CONFIGURATION	CONNECTIVITY	COLOR	MODEL NUMBER	LIST PRICE
Eclipse, In-Surface Style: 3-Port, Round, Flush w/ Rotating Plate Size: 5.5" dia Finish: Soft-Touch Plastic	2 Power 1 USB A+C	15 amp 120" Cord Straight Plug	004 Folkstone	PEC.2C.B.004	\$548
			300 Black	PEC.2C.B.300	\$548
			699 White	PEC.2C.B.699	\$548
	3 Power		004 Folkstone	PEC.3.B.004	\$386
			300 Black	PEC.3.B.300	\$386
			699 White	PEC.3.B.699	\$386

Indicate which line items receive Eclipse Power/Data Units, quantity per table, and placement to ensure required cutouts are placed properly in the intended tables. Additional configuration and color options are available; quote required.

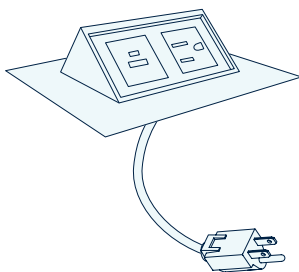
Finch Edge Mount Power Unit



PRODUCT DESCRIPTION	CONFIGURATION	CONNECTIVITY	COLOR	MODEL NUMBER	LIST PRICE
Finch, Edge Mount Style: 3-Port, Rounded Rectangle Size: 2.6" x 5" x 1.6" H Finish: Aluminum	2 Power 1 USB A+C	15 amp 120" Cord Straight Plug	300 Black-Black Trim	PFE.2C.B.300	\$563
			444W Clear Alum-White Trim	PFE.2C.B.444W	\$563
			699 White-White Trim	PFE.2C.B.699	\$563

Finch is shipped loose and field-installed. Additional color options are available; quote required.

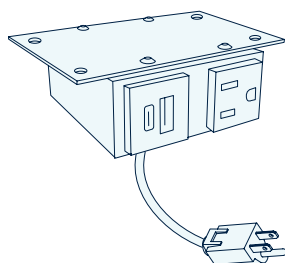
Glenbeigh Power Unit



PRODUCT DESCRIPTION	CONFIGURATION	CONNECTIVITY	COLOR	MODEL NUMBER	LIST PRICE
Glenbeigh, In-Surface Style: 2-port Fixed Angled Size: 4.25" x 5.25" Finish: Powder coat	1 Power 1 USB A+C	15 amp 120" Cord Straight Plug	300 Black	PGB.1C.B.300	\$604
			499B Silver-Black Trim	PGB.1C.B.499B	\$604
			699 White	PGB.1C.B.699	\$604
	2 Power		300 Black	PGB.2.B.300	\$441
			499B Silver-Black Trim	PGB.2.B.499B	\$441
			699 White	PGB.2.B.699	\$441

Indicate which line items receive Glenbeigh Power Units, quantity per table, and placement to ensure required cutouts are placed properly in the intended tables. Additional configuration and color options are available; quote required.

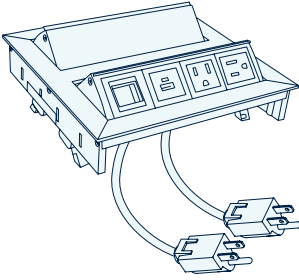
Mini-Tap Under-Mount Power Unit



PRODUCT DESCRIPTION	CONFIGURATION	CONNECTIVITY	COLOR	MODEL NUMBER	LIST PRICE
Mini-Tap, Under Mount Style: 2-Port Size: 3" x 4" Finish: Black Plastic	1 Power 1 USB A+C	15 amp 120" Cord Straight Plug	300 Black	PMT.1C.B.300	\$378
	2 Power			PMT.2.B.300	\$180

Mini-Tap is shipped loose and field-installed. Additional configurations are available; quote required.

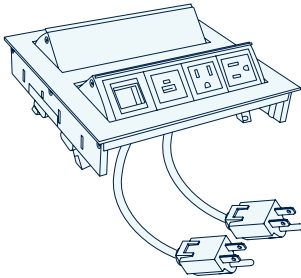
M2X
Power/Data Unit



PRODUCT DESCRIPTION	CONFIGURATION	CONNECTIVITY	COLOR	MODEL NUMBER	LIST PRICE
M2X, In-Surface Style: Dual-Sided Flip-Up Size: 8.3" x 8" Finish: Anodized Aluminum Universal Adapter Kit Included	Each Side: 2 Power 1 Open Data 1 USB A+C	(2) 15 amp 120" Cords Straight Plugs	444B Clear Alum-Black Trim	PMX.42C2.B.444B	\$1,727
			444W Clear Alum-White Trim	PMX.42C2.B.444W	\$1,727
	Each Side: 3 Power 1 Open Data		444B Clear Alum-Black Trim	PMX.62.B.444B	\$1,368
			444W Clear Alum-White Trim	PMX.62.B.444W	\$1,368

Indicate which line items receive M2X Power/Data Units, quantity per table, and placement to ensure required cutouts are placed properly in the intended tables. Additional configuration and color options are available; quote required.

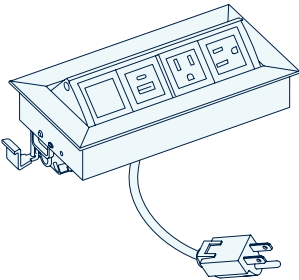
M2XB
Power/Data Unit



PRODUCT DESCRIPTION	CONFIGURATION	CONNECTIVITY	COLOR	MODEL NUMBER	LIST PRICE
M2XB, In-Surface Style: 8 Total Ports, Dual-Sided Flip-Up Size: 8.3" x 8" Finish: Matte Powder coat Universal Adapter Kit Included	Each Side: 2 Power 1 Open Data 1 USB A+C	(2) 15 amp 120" Cords Straight Plugs	300 Black	PXB.42C2.B.300	\$1,515
			499B Silver-Black Trim	PXB.42C2.B.499B	\$1,515
			699 White	PXB.42C2.B.699	\$1,515
	Each Side: 3 Power 1 Open Data		300 Black	PXB.62.B.300	\$1,170
			499B Silver-Black Trim	PXB.62.B.499B	\$1,170
			699 White	PXB.62.B.699	\$1,170

Indicate which line items receive M2XB Power/Data Units, quantity per table, and placement to ensure required cutouts are placed properly in the intended tables. Additional configuration and color options are available; quote required.

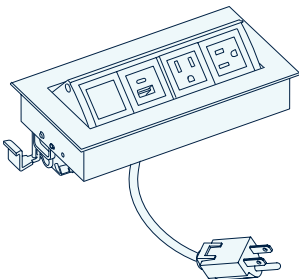
MHO
Power/Data Unit



PRODUCT DESCRIPTION	CONFIGURATION	CONNECTIVITY	COLOR	MODEL NUMBER	LIST PRICE
MHO, In-Surface Style: 4-Port Flip-Up Size: 4.5" x 8.5" Finish: Anodized Aluminum Universal Adapter Kit Included	2 Power 1 Open Data 1 USB A+C	15 amp 120" Cord Straight Plug	444B Clear Alum-Black Trim	PMH.21C.B.444B	\$844
			444W Clear Alum-White Trim	PMH.21C.B.444W	\$844
	3 Power 1 Open Data		444B Clear Alum-Black Trim	PMH.31.B.444B	\$674
			444W Clear Alum-White Trim	PMH.31.B.444W	\$674

Indicate which line items receive Mho Power/Data Units, quantity per table, and placement to ensure required cutouts are placed properly in the intended tables. Additional configuration and color options are available; quote required.

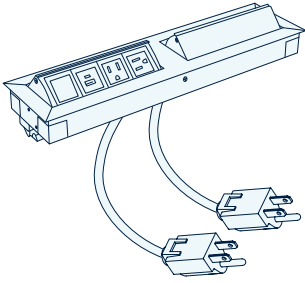
MHOB
Power/Data Unit



PRODUCT DESCRIPTION	CONFIGURATION	CONNECTIVITY	COLOR	MODEL NUMBER	LIST PRICE
MHOB, In-Surface Style: 4 Port Flip-Up Size: 4.5" x 8.25" Finish: Matte Powder coat Universal Adapter Kit Included	2 Power 1 Open Data 1 USB A+C	15 amp 120" Cord Straight Plug	300 Black	PMB.21C.B.300	\$716
			499B Silver-Black Trim	PMB.21C.B.499B	\$716
			699 White	PMB.21C.B.699	\$716
	3 Power 1 Open Data		300 Black	PMB.31.B.300	\$517
			499B Silver-Black Trim	PMB.31.B.499B	\$517
			699 White	PMB.31.B.699	\$517

Indicate which line items receive MhoB Power/Data Units, quantity per table, and placement to ensure required cutouts are placed properly in the intended tables. Additional configuration and color options are available; quote required.

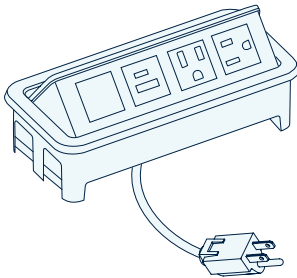
**MS2-A
Power/Data Unit**



PRODUCT DESCRIPTION	CONFIGURATION	CONNECTIVITY	COLOR	MODEL NUMBER	LIST PRICE
MS2-A, In-Surface Style: 8 total Ports, Dual Alternating Flip-Up Size: 4.25"x16.5" Finish: Anodized Aluminum Universal Adapter Included	Each Side: 2 Power	2 15 amp 120" Cords Straight Plug	444B Clear Alum-Black Trim	PMS.42C2.B.444B	\$1,887
	1 Open Data 1 USB A+C		444W Clear Alum-White Trim	PMS.42C2.B.444W	\$1,887
	Each Side: 3 Power	2 15 amp 120" Cords Straight Plug	444B Clear Alum-Black Trim	PMS.62.B.444B	\$1,586
	1 Open Data		444W Clear Alum-White Trim	PMS.62.B.444W	\$1,586

Indicate which line items receive MS2-A Power/Data Units, quantity per table, and placement to ensure required cutouts are placed properly in the intended tables. Additional configuration and color options are available; quote required.

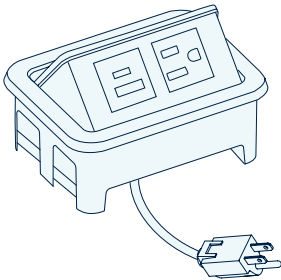
**Nacre
Power/Data Unit**



PRODUCT DESCRIPTION	CONFIGURATION	CONNECTIVITY	COLOR	MODEL NUMBER	LIST PRICE
Nacre, In-Surface Style: 4-Port, Flip-Up Size: 3.5" x 7.25" Finish: Gloss Plastic Nacre Adapter Kit Included	2 Power	15 amp 120" Cord Straight Plug	004 Folkstone	PNA.21C.B.004	\$613
	1 Open Data		300 Black	PNA.21C.B.300	\$613
	1 USB A+C		699 White	PNA.21C.B.699	\$613
	3 Power	15 amp 120" Cord Straight Plug	004 Folkstone	PNA.31.B.004	\$466
	1 Open Data		300 Black	PNA.31.B.300	\$466
			699 White	PNA.31.B.699	\$466

Indicate which line items receive Nacre Power/Data Units, quantity per table, and placement to ensure required cutouts are placed properly in the intended tables. Additional configuration and color options are available; quote required.

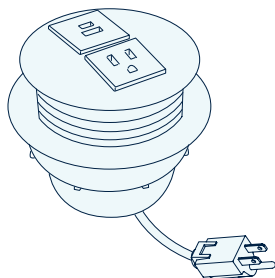
**Nacre Mini
Power/Data Unit**



PRODUCT DESCRIPTION	CONFIGURATION	CONNECTIVITY	COLOR	MODEL NUMBER	LIST PRICE
Nacre Mini, In-Surface Style: 2-Port, Flip-Up Size: 3" x 4.5" Finish: Gloss Plastic	1 Power	15 amp 120" Cord Straight Plug	004 Folkstone	PNM.1C.B.004	\$538
	1 USB A+C		300 Black	PNM.1C.B.300	\$538
			699 White	PNM.1C.B.699	\$538
	2 Power	15 amp 120" Cord Straight Plug	004 Folkstone	PNM.2.B.004	\$371
	2 Power		300 Black	PNM.2.B.300	\$371
			699 White	PNM.2.B.699	\$371

Indicate which line items receive Nacre-Mini Power/Data Units, quantity per table, and placement to ensure required cutouts are placed properly in the intended tables. Additional configuration and color options are available; quote required.

**Node
Power/Data Unit**

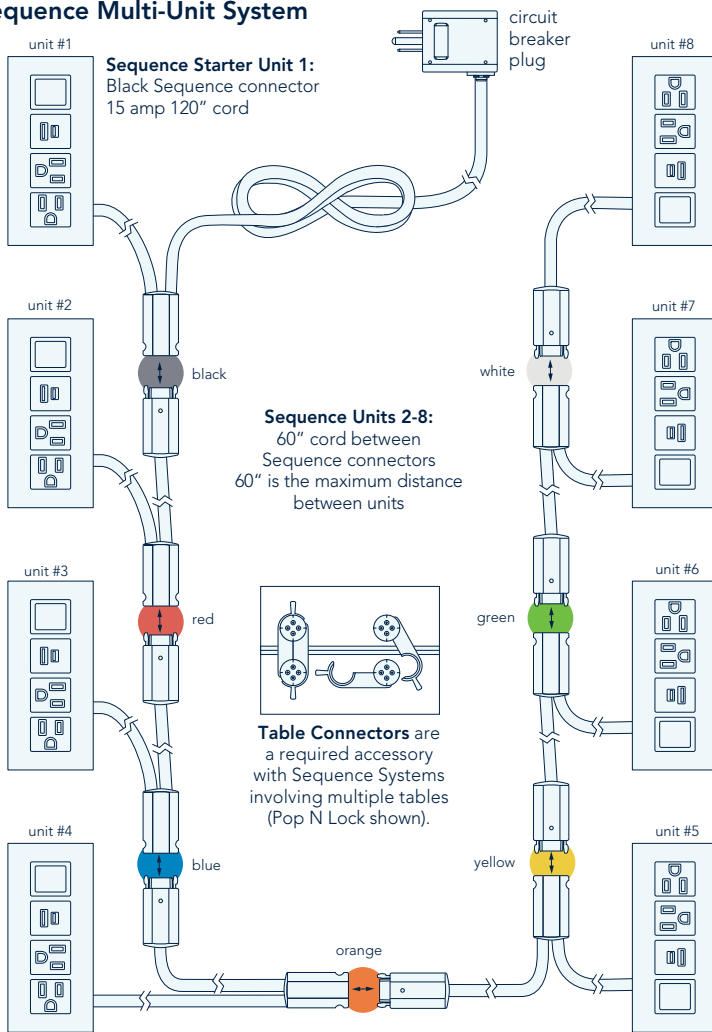


PRODUCT DESCRIPTION	CONFIGURATION	CONNECTIVITY	COLOR	MODEL NUMBER	LIST PRICE
Node, In-Surface Style: 2-Port, Round, Flat Size: 4" dia Finish: Powder coat	1 Power	15 amp 120" Cord Straight Plug	300 Black	PND.1C.B.300	\$478
	1 USB A+C		499B Silver-Black Trim	PND.1C.B.499B	\$478
			699 White	PND.1C.B.699	\$478
	2 Power	15 amp 120" Cord Straight Plug	300 Black	PND.2.B.300	\$306
	2 Power		499B Silver-Black Trim	PND.2.B.499B	\$306
			699 White	PND.2.B.699	\$306

Indicate which line items receive Node Power/Data Units, quantity per table, and placement to ensure required cutouts are placed properly in the intended tables. Additional configuration and color options are available; quote required.



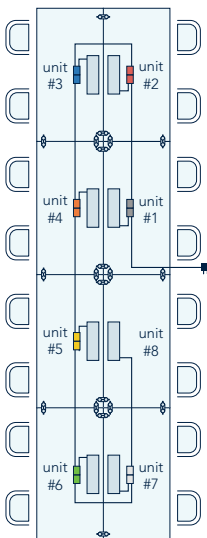
Sequence Multi-Unit System



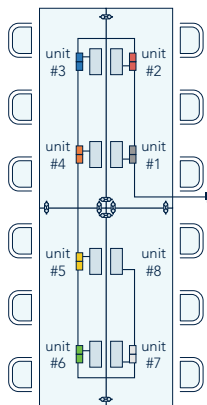
The Sequence Multi-Unit System is ideal for fixed or rarely-reconfigured table setups and allows for 8 power/data units to be connected in one sequential series. Sequence Systems are available with DeanZ, MhoB, Nacre and Nacre Mini, and are sold as 2-unit to 8-unit kits that include cord management clips.

- Each unit in a Sequence System is individually numbered with uniquely keyed & color-coded connections that cannot be interchanged. The first unit has a 15 amp 120V cord with a circuit-breaker 3-prong right-angle plug. Each subsequent unit has Interlinking 60" cords.
- Maximum of eight units per chain, and the standard maximum distance between units is 60" .
- Spans greater than 60" are possible with jumpers that each count as one unit; please request a quote when this is required.
- Sequence Systems cannot be split into two separate chains, and cannot be joined to create a longer chain, or "Y" split into two directions.
- Please indicate required placement of Power/Data Units.
- Table Connectors are a required accessory with Sequence Systems involving multiple tables.
- Other styles and configurations are available; please request a quote.

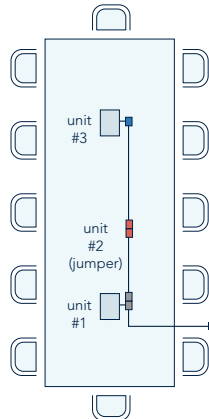
8-Unit Sequence System for (8) 60" Training Tables
1 unit per top



8-Unit Sequence System for (4) 96" Training Tables
2 units per top



Custom 3-Unit Sequence System for 192" Conference Table
2 power/data units plus 1 jumper (counts as 1 unit)
Quote Required

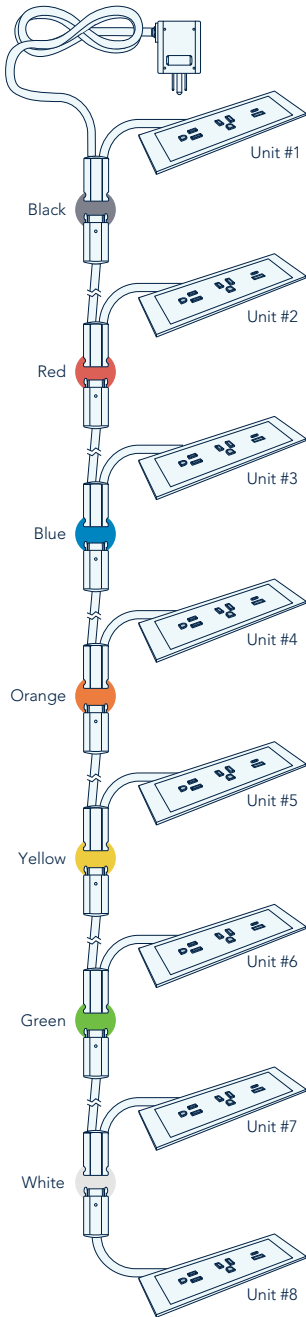


PRICING

Sequence Multi-Unit System with DeanZ

MAY 2024 V1.0

Sequence System with DeanZ



PRODUCT DESCRIPTION	CONFIGURATION	# UNITS	COLOR	MODEL NUMBER	LIST PRICE	
Sequence Multi-Unit System with DeanZ Style: 3-Port, Flat, Flush Size: 6.7" x 2.3" Finish: Matte Plastic Connector Cords: 60" Power Cord: 120" Plug: Right Angle, Circuit Breaker	2 Power 1 USB A+C	2 Unit System	004 Folkstone	PDN.2C.K2.004	\$950	
			300 Black	PDN.2C.K2.300	\$950	
			699 White	PDN.2C.K2.699	\$950	
		3 Unit System	004 Folkstone	PDN.2C.K3.004	\$1,372	
			300 Black	PDN.2C.K3.300	\$1,372	
			699 White	PDN.2C.K3.699	\$1,372	
		4 Unit System	004 Folkstone	PDN.2C.K4.004	\$1,794	
			300 Black	PDN.2C.K4.300	\$1,794	
			699 White	PDN.2C.K4.699	\$1,794	
		5 Unit System	004 Folkstone	PDN.2C.K5.004	\$2,216	
			300 Black	PDN.2C.K5.300	\$2,216	
			699 White	PDN.2C.K5.699	\$2,216	
	6 Unit System	004 Folkstone	PDN.2C.K6.004	\$2,638		
		300 Black	PDN.2C.K6.300	\$2,638		
		699 White	PDN.2C.K6.699	\$2,638		
	7 Unit System	004 Folkstone	PDN.2C.K7.004	\$3,059		
		300 Black	PDN.2C.K7.300	\$3,059		
		699 White	PDN.2C.K7.699	\$3,059		
	8 Unit System	004 Folkstone	PDN.2C.K8.004	\$3,481		
		300 Black	PDN.2C.K8.300	\$3,481		
		699 White	PDN.2C.K8.699	\$3,481		
		2 Power 1 Open Data	2 Unit System	004 Folkstone	PDN.21.K2.004	\$950
				300 Black	PDN.21.K2.300	\$950
				699 White	PDN.21.K2.699	\$950
3 Unit System			004 Folkstone	PDN.21.K3.004	\$1,372	
			300 Black	PDN.21.K3.300	\$1,372	
			699 White	PDN.21.K3.699	\$1,372	
4 Unit System			004 Folkstone	PDN.21.K4.004	\$1,794	
			300 Black	PDN.21.K4.300	\$1,794	
			699 White	PDN.21.K4.699	\$1,794	
5 Unit System			004 Folkstone	PDN.21.K5.004	\$2,216	
			300 Black	PDN.21.K5.300	\$2,216	
			699 White	PDN.21.K5.699	\$2,216	
6 Unit System		004 Folkstone	PDN.21.K6.004	\$2,638		
		300 Black	PDN.21.K6.300	\$2,638		
		699 White	PDN.21.K6.699	\$2,638		
7 Unit System		004 Folkstone	PDN.21.K7.004	\$3,059		
		300 Black	PDN.21.K7.300	\$3,059		
		699 White	PDN.21.K7.699	\$3,059		
8 Unit System		004 Folkstone	PDN.21.K8.004	\$3,481		
		300 Black	PDN.21.K8.300	\$3,481		
		699 White	PDN.21.K8.699	\$3,481		

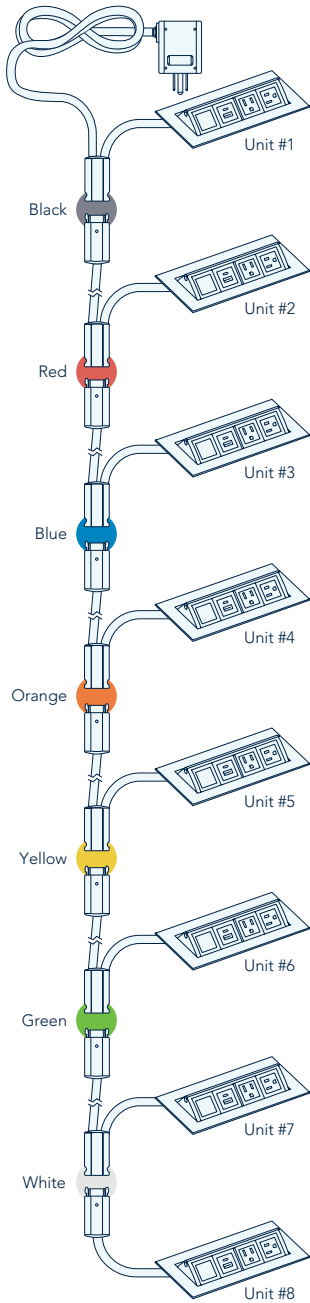
Indicate which line items receive DeanZ Sequence Power/Data Units, quantity per table, and placement to ensure required cutouts are placed properly in the intended tables. Additional configuration and color options are available; quote required.

PRICING

Sequence Multi-Unit System with MhoB

MAY 2024 V1.0

Sequence System with MhoB



PRODUCT DESCRIPTION	CONFIGURATION	# UNITS	COLOR	MODEL NUMBER	LIST PRICE	
Sequence Multi-Unit System with MhoB Style: 4 Port Flip-Up Size: 4.5" x 8.25" Finish: Matte Powder coat Connector Cords: 60" Power Cord: 120" Plug: Right Angle, Circuit Breaker Nacre Adapter Kit Included	2 Power 1 USB A+C 1 Open Data	2 Unit System	300 Black	PMB.21C.K2.300	\$1,463	
			499B Silver-Black Trim	PMB.21C.K2.499B	\$1,463	
			699 White	PMB.21C.K2.699	\$1,463	
		3 Unit System	300 Black	PMB.21C.K3.300	\$2,141	
			499B Silver-Black Trim	PMB.21C.K3.499B	\$2,141	
			699 White	PMB.21C.K3.699	\$2,141	
		4 Unit System	300 Black	PMB.21C.K4.300	\$2,820	
			499B Silver-Black Trim	PMB.21C.K4.499B	\$2,820	
			699 White	PMB.21C.K4.699	\$2,820	
		5 Unit System	300 Black	PMB.21C.K5.300	\$3,498	
			499B Silver-Black Trim	PMB.21C.K5.499B	\$3,498	
			699 White	PMB.21C.K5.699	\$3,498	
	6 Unit System	300 Black	PMB.21C.K6.300	\$4,176		
		499B Silver-Black Trim	PMB.21C.K6.499B	\$4,176		
		699 White	PMB.21C.K6.699	\$4,176		
	7 Unit System	300 Black	PMB.21C.K7.300	\$4,854		
		499B Silver-Black Trim	PMB.21C.K7.499B	\$4,854		
		699 White	PMB.21C.K7.699	\$4,854		
	8 Unit System	300 Black	PMB.21C.K8.300	\$5,532		
		499B Silver-Black Trim	PMB.21C.K8.499B	\$5,532		
		699 White	PMB.21C.K8.699	\$5,532		
		3 Power 1 Open Data	2 Unit System	300 Black	PMB.31.K2.300	\$1,121
				499B Silver-Black Trim	PMB.31.K2.499B	\$1,121
				699 White	PMB.31.K2.699	\$1,121
3 Unit System			300 Black	PMB.31.K3.300	\$1,629	
			499B Silver-Black Trim	PMB.31.K3.499B	\$1,629	
			699 White	PMB.31.K3.699	\$1,629	
4 Unit System			300 Black	PMB.31.K4.300	\$2,136	
			499B Silver-Black Trim	PMB.31.K4.499B	\$2,136	
			699 White	PMB.31.K4.699	\$2,136	
5 Unit System			300 Black	PMB.31.K5.300	\$2,643	
			499B Silver-Black Trim	PMB.31.K5.499B	\$2,643	
			699 White	PMB.31.K5.699	\$2,643	
6 Unit System		300 Black	PMB.31.K6.300	\$3,150		
		499B Silver-Black Trim	PMB.31.K6.499B	\$3,150		
		699 White	PMB.31.K6.699	\$3,150		
7 Unit System		300 Black	PMB.31.K7.300	\$3,658		
		499B Silver-Black Trim	PMB.31.K7.499B	\$3,658		
		699 White	PMB.31.K7.699	\$3,658		
8 Unit System		300 Black	PMB.31.K8.300	\$4,165		
		499B Silver-Black Trim	PMB.31.K8.499B	\$4,165		
		699 White	PMB.31.K8.699	\$4,165		

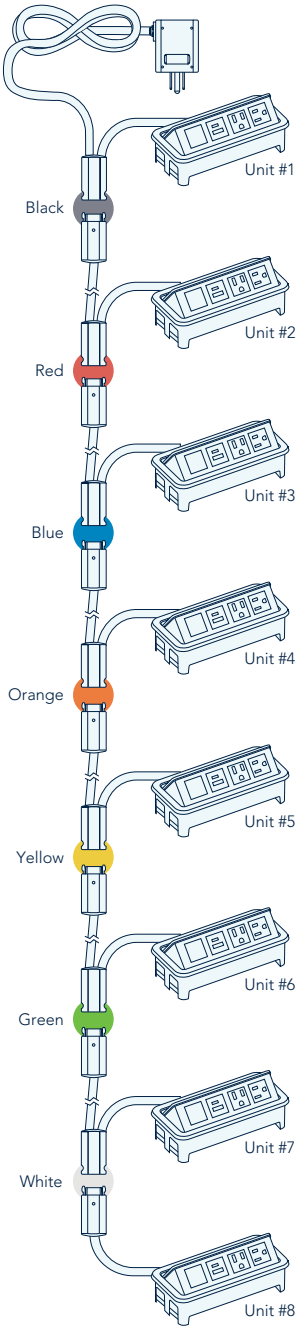
Indicate which line items receive MhoB Sequence Power/Data Units, quantity per table, and placement to ensure required cutouts are placed properly in the intended tables. Additional configuration and color options are available; quote required.

PRICING

Sequence Multi-Unit System with Nacre

MAY 2024 V1.0

Sequence Multi-Unit System with Nacre



PRODUCT DESCRIPTION	CONFIGURATION	# UNITS	COLOR	MODEL NUMBER	LIST PRICE	
Sequence Multi-Unit System with Nacre Style: 4-Port, Flip-Up Size: 3.5" x 7.25" Finish: Gloss Plastic Connector Cords: 60" Power Cord: 120" Plug: Right Angle, Circuit Breaker Nacre Adapter Kit Included	2 Power 1 Open Data 1 USB A+C	2 Unit System	004 Folkstone	PNA.21C.K2.004	\$1,280	
			300 Black	PNA.21C.K2.300	\$1,280	
			699 White	PNA.21C.K2.699	\$1,280	
		3 Unit System	004 Folkstone	PNA.21C.K3.004	\$1,869	
			300 Black	PNA.21C.K3.300	\$1,869	
			699 White	PNA.21C.K3.699	\$1,869	
		4 Unit System	004 Folkstone	PNA.21C.K4.004	\$2,457	
			300 Black	PNA.21C.K4.300	\$2,457	
			699 White	PNA.21C.K4.699	\$2,457	
		5 Unit System	004 Folkstone	PNA.21C.K5.004	\$3,046	
			300 Black	PNA.21C.K5.300	\$3,046	
			699 White	PNA.21C.K5.699	\$3,046	
	6 Unit System	004 Folkstone	PNA.21C.K6.004	\$3,635		
		300 Black	PNA.21C.K6.300	\$3,635		
		699 White	PNA.21C.K6.699	\$3,635		
	7 Unit System	004 Folkstone	PNA.21C.K7.004	\$4,224		
		300 Black	PNA.21C.K7.300	\$4,224		
		699 White	PNA.21C.K7.699	\$4,224		
	8 Unit System	004 Folkstone	PNA.21C.K8.004	\$4,813		
		300 Black	PNA.21C.K8.300	\$4,813		
		699 White	PNA.21C.K8.699	\$4,813		
		3 Power 1 Open Data	2 Unit System	004 Folkstone	PNA.31.K2.004	\$977
				300 Black	PNA.31.K2.300	\$977
				699 White	PNA.31.K2.699	\$977
3 Unit System			004 Folkstone	PNA.31.K3.004	\$1,414	
			300 Black	PNA.31.K3.300	\$1,414	
			699 White	PNA.31.K3.699	\$1,414	
4 Unit System			004 Folkstone	PNA.31.K4.004	\$1,851	
			300 Black	PNA.31.K4.300	\$1,851	
			699 White	PNA.31.K4.699	\$1,851	
5 Unit System			004 Folkstone	PNA.31.K5.004	\$2,289	
			300 Black	PNA.31.K5.300	\$2,289	
			699 White	PNA.31.K5.699	\$2,289	
6 Unit System		004 Folkstone	PNA.31.K6.004	\$2,726		
		300 Black	PNA.31.K6.300	\$2,726		
		699 White	PNA.31.K6.699	\$2,726		
7 Unit System		004 Folkstone	PNA.31.K7.004	\$3,163		
		300 Black	PNA.31.K7.300	\$3,163		
		699 White	PNA.31.K7.699	\$3,163		
8 Unit System		004 Folkstone	PNA.31.K8.004	\$3,600		
		300 Black	PNA.31.K8.300	\$3,600		
		699 White	PNA.31.K8.699	\$3,600		

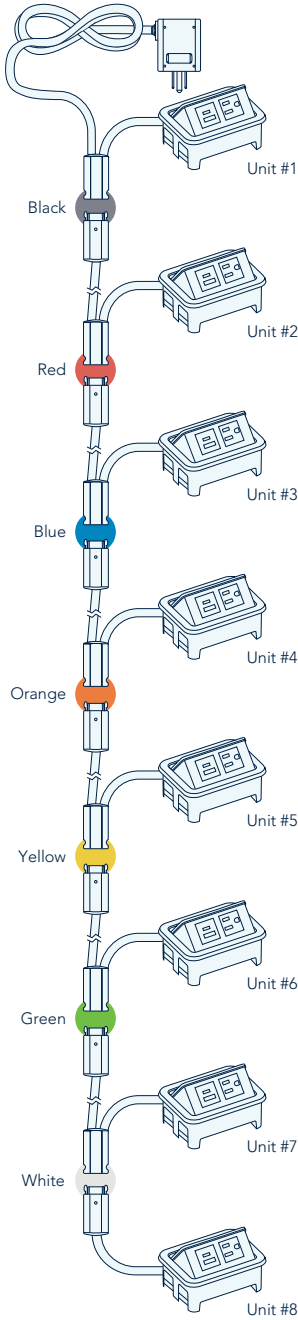
Indicate which line items receive Nacre Sequence Power/Data Units, quantity per table, and placement to ensure required cutouts are placed properly in the intended tables. Additional configuration and color options are available; quote required.

PRICING

Sequence Multi-Unit System with Nacre Mini


MAY 2024 V1.0

Sequence System with Nacre Mini

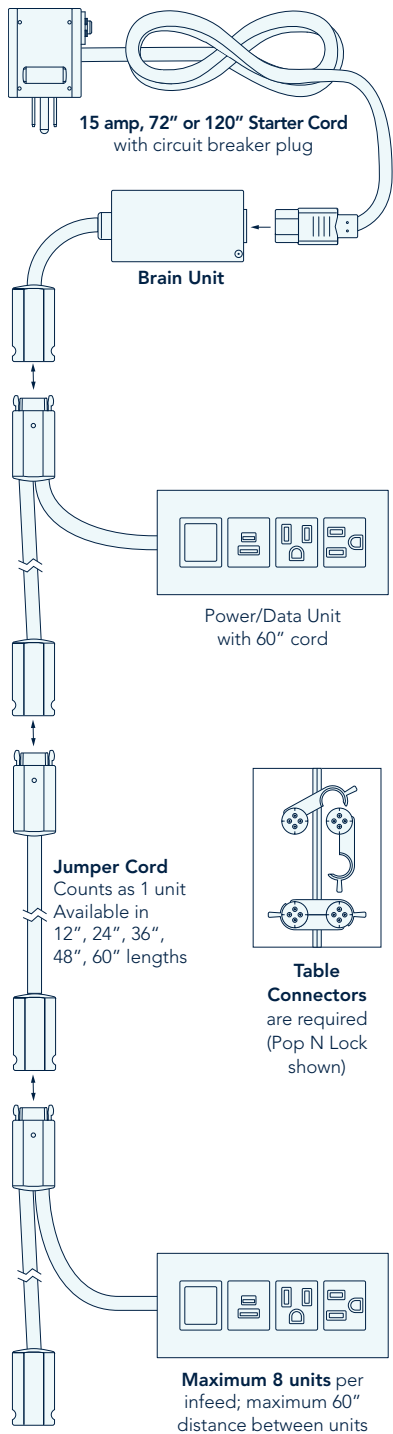


PRODUCT DESCRIPTION	CONFIGURATION	# UNITS	COLOR	MODEL NUMBER	LIST PRICE	
Sequence Multi-Unit System with Nacre Mini Style: 2-Port, Flip-Up Size: 3.5" x 5" Finish: Gloss Plastic Connector Cords: 60" Power Cord: 120" Plug: Right Angle, Circuit Breaker	1 Power 1 USB A+C	2 Unit System	004 Folkstone	PNM.1C.K2.004	\$1,150	
			300 Black	PNM.1C.K2.300	\$1,150	
			699 White	PNM.1C.K2.699	\$1,150	
		3 Unit System	004 Folkstone	PNM.1C.K3.004	\$1,673	
			300 Black	PNM.1C.K3.300	\$1,673	
			699 White	PNM.1C.K3.699	\$1,673	
		4 Unit System	004 Folkstone	PNM.1C.K4.004	\$2,197	
			300 Black	PNM.1C.K4.300	\$2,197	
			699 White	PNM.1C.K4.699	\$2,197	
		5 Unit System	004 Folkstone	PNM.1C.K5.004	\$2,721	
			300 Black	PNM.1C.K5.300	\$2,721	
			699 White	PNM.1C.K5.699	\$2,721	
	6 Unit System	004 Folkstone	PNM.1C.K6.004	\$3,245		
		300 Black	PNM.1C.K6.300	\$3,245		
		699 White	PNM.1C.K6.699	\$3,245		
	7 Unit System	004 Folkstone	PNM.1C.K7.004	\$3,768		
		300 Black	PNM.1C.K7.300	\$3,768		
		699 White	PNM.1C.K7.699	\$3,768		
	8 Unit System	004 Folkstone	PNM.1C.K8.004	\$4,292		
		300 Black	PNM.1C.K8.300	\$4,292		
		699 White	PNM.1C.K8.699	\$4,292		
		2 Power	2 Unit System	004 Folkstone	PNM.2.K2.004	\$812
				300 Black	PNM.2.K2.300	\$812
				699 White	PNM.2.K2.699	\$812
3 Unit System			004 Folkstone	PNM.2.K3.004	\$1,167	
			300 Black	PNM.2.K3.300	\$1,167	
			699 White	PNM.2.K3.699	\$1,167	
4 Unit System			004 Folkstone	PNM.2.K4.004	\$1,522	
			300 Black	PNM.2.K4.300	\$1,522	
			699 White	PNM.2.K4.699	\$1,522	
5 Unit System			004 Folkstone	PNM.2.K5.004	\$1,877	
			300 Black	PNM.2.K5.300	\$1,877	
			699 White	PNM.2.K5.699	\$1,877	
6 Unit System		004 Folkstone	PNM.2.K6.004	\$2,231		
		300 Black	PNM.2.K6.300	\$2,231		
		699 White	PNM.2.K6.699	\$2,231		
7 Unit System		004 Folkstone	PNM.2.K7.004	\$2,586		
		300 Black	PNM.2.K7.300	\$2,586		
		699 White	PNM.2.K7.699	\$2,586		
8 Unit System		004 Folkstone	PNM.2.K8.004	\$2,941		
		300 Black	PNM.2.K8.300	\$2,941		
		699 White	PNM.2.K8.699	\$2,941		

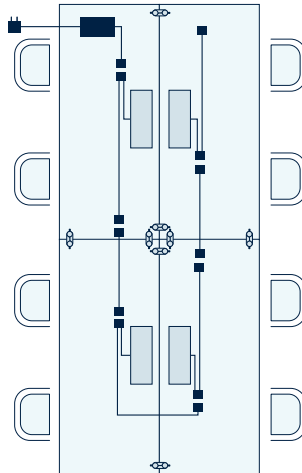
Indicate which line items receive Nacre-Mini Sequence Power/Data Units, quantity per table, and placement to ensure required cutouts are placed properly in the intended tables. Additional configuration and color options are available; quote required.



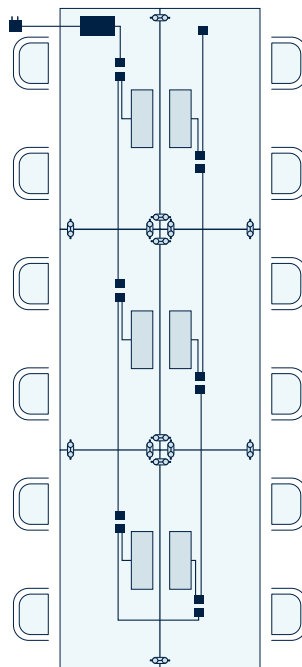
**IQ2.0
Non-Sequential System**



IQ2.0 system for four 72" tables using 4 power/data units and 2 jumper cords



IQ2.0 system for 6 - 60" tables using 6 power/data units



The IQ2.0 Non-Sequential System allows users to "daisy chain" multiple power centers together. Ideal for tables which are rearranged, the system's "brain" allows users to connect up to 8 power/data units off of one infeed. Smart LED indicators illuminate green when you're connected and ready to plug in; a red light indicates when you've linked too many units.

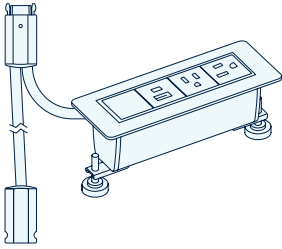
- Consists of a "Brain" unit, 15 amp, 72" or 120" starter cord and up to eight power/data units, which can be connected to each other in any order you choose.
- Accommodates a maximum of eight units per chain, with a maximum 60" distance between units.
- Jumper Cords are available in 12", 24", 36", 48", and 60" lengths to bridge distances greater than 60", and count as one unit each.
- Power/Data placement follows standard placement guidelines. If non-standard placement is required, please submit a drawing.
- Table Connectors are a required accessory for tables equipped with IQ2.0 Power/Data Units.
- Available with the following Power/Data units: AxilZ, MhoB, Nacre and Nacre Mini. Other units, configurations and colors are available; quote required.

PRICING

IQ2.0 Non-Sequential System Power/Data Units

MAY 2024 V1.0

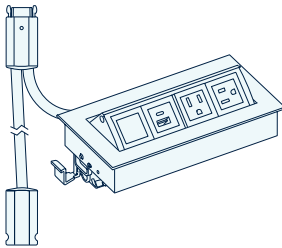
**AxilZ IQ2.0
Power/Data Unit**



PRODUCT DESCRIPTION	CONFIGURATION	CONNECTIVITY	COLOR	MODEL NUMBER	LIST PRICE
AxilZ IQ2.0 Style: 4-port Flush Size: 3" x 8" Finish: Powder coat w/ Clear Anodized Aluminum Accent Strips Universal Adapter Kit Included	2 Power 1 Open Data 1 USB A+C	60" cord with IQ2.0 Connectors	300K Black	PAZ.21C.Q.300K	\$668
			499K Silver-Black Trim	PAZ.21C.Q.499K	\$668
			699H White	PAZ.21C.Q.699H	\$668
	3 Power 1 Open Data		300K Black	PAZ.31.Q.300K	\$509
			499K Silver-Black Trim	PAZ.31.Q.499K	\$509
			699H White	PAZ.31.Q.699H	\$509

Indicate which line items receive AxilZ IQ2.0 Power/Data Units, quantity per table, and placement to ensure required cutouts are placed properly in the intended tables. Additional configuration and color options are available; quote required.

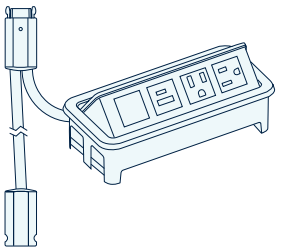
**MhoB IQ2.0
Power/Data Unit**



PRODUCT DESCRIPTION	CONFIGURATION	CONNECTIVITY	COLOR	MODEL NUMBER	LIST PRICE
MhoB IQ2.0 Style: 4-port Flip-Up Size: 4.5" x 8.25" Finish: Powder coat Universal Adapter Kit Included	2 Power 1 Open Data 1 USB A+C	60" cord with IQ2.0 Connectors	300 Black	PMB.21C.Q.300	\$721
			499B Silver-Black Trim	PMB.21C.Q.499B	\$721
			699 White	PMB.21C.Q.699	\$721
	3 Power 1 Open Data		300 Black	PMB.31.Q.300	\$550
			499B Silver-Black Trim	PMB.31.Q.499B	\$550
			699 White	PMB.31.Q.699	\$550

Indicate which line items receive MhoB IQ2.0 Power/Data Units, quantity per table, and placement to ensure required cutouts are placed properly in the intended tables. Additional configuration and color options are available; quote required.

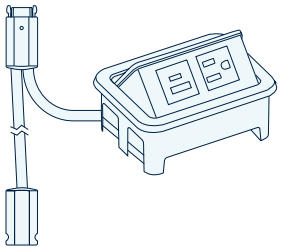
**Nacre IQ2.0
Power/Data Unit**



PRODUCT DESCRIPTION	CONFIGURATION	CONNECTIVITY	COLOR	MODEL NUMBER	LIST PRICE
Nacre IQ2.0 Style: 4-port Flip-Up Size: 3.5" x 7.25" Finish: Gloss Plastic Voice/Data Adapter Kit Included	2 Power 1 Open Data 1 USB A+C	60" cord with IQ2.0 Connectors	004 Folkstone	PNA.21C.Q.004	\$629
			300 Black	PNA.21C.Q.300	\$629
			699 White	PNA.21C.Q.699	\$629
	3 Power 1 Open Data		004 Folkstone	PNA.31.Q.004	\$478
			300 Black	PNA.31.Q.300	\$478
			699 White	PNA.31.Q.699	\$478

Indicate which line items receive Nacre IQ2.0 Power/Data Units, quantity per table, and placement to ensure required cutouts are placed properly in the intended tables. Additional configuration and color options are available; quote required.

**Nacre-Mini IQ2.0
Power/Data Unit**



PRODUCT DESCRIPTION	CONFIGURATION	CONNECTIVITY	COLOR	MODEL NUMBER	LIST PRICE
Nacre Mini IQ2.0 Style: 2-port Flip-Up Size: 3.5" x 5" Finish: Gloss Plastic	1 Power 1 USB A+C	60" cord with IQ2.0 Connectors	004 Folkstone	PNM.1C.Q.004	\$563
			300 Black	PNM.1C.Q.300	\$563
			699 White	PNM.1C.Q.699	\$563
	2 Power		004 Folkstone	PNM.2.Q.004	\$395
			300 Black	PNM.2.Q.300	\$395
			699 White	PNM.2.Q.699	\$395

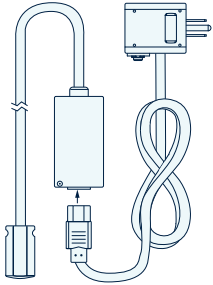
Indicate which line items receive Nacre-Mini IQ2.0 Power/Data Units, quantity per table, and placement to ensure required cutouts are placed properly in the intended tables. Additional configuration and color options are available; quote required.

PRICING

IQ2.0 Non-Sequential System Accessories

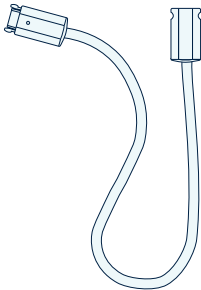
MAY 2024 V1.0

IQ2.0
Brain Unit & Starter Cord



PRODUCT DESCRIPTION	CORD LENGTH	MODEL NUMBER	LIST PRICE
IQ2.0 Brain Unit & Starter Cord, 15 amp, right-angle, circuit breaker plug.	72"	AXA.IQB.72	\$530
	120"	AXA.IQB.120	\$545

IQ2.0
Jumper Cord



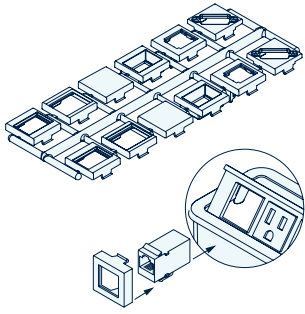
PRODUCT DESCRIPTION	CORD LENGTH	MODEL NUMBER	LIST PRICE
IQ2.0 Jumper Cord is used to bridge distances greater than the maximum 60". Counts as one unit towards the maximum of 8 units per infeed.	12"	AXA.IQJ.12	\$102
	24"	AXA.IQJ.24	\$109
	36"	AXA.IQJ.36	\$116
	48"	AXA.IQJ.48	\$118
	60"	AXA.IQJ.60	\$129



PRICING

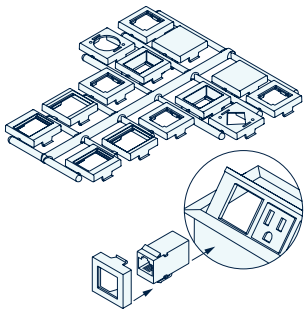
Adapter Kits, Network Cables

Nacre Adapter Kit



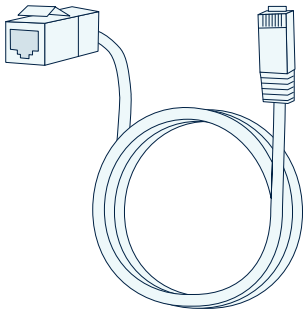
PRODUCT DESCRIPTION	COLOR	MODEL NUMBER	LIST PRICE
Nacre Adapter Kit • For use with all Nacre & Nacre Mini power data units with open ports.	300 Black	AXA.AKN.300	\$13
	699 White	AXA.AKN.699	\$13

Universal Adapter Kit



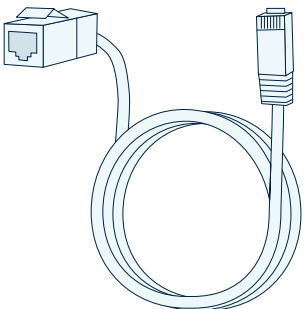
PRODUCT DESCRIPTION	COLOR	MODEL NUMBER	LIST PRICE
Universal Adapter Kit For use with all standard non-Nacre power/data units with open ports	300 Black	AXA.AKU.300	\$11
	699 White	AXA.AKU.699	\$11

Cat 6A Network Cable



PRODUCT DESCRIPTION	CORD LENGTH	COLOR	MODEL NUMBER	LIST PRICE
<ul style="list-style-type: none"> • RJ-45 Cat 6A • 10 gigabit ethernet at 500 MHz • Extra shielding to manage data crosstalk • Pre-terminated • Backwards compatible with Cat 5 	120"	300 Black	AXA.C6A.120.300	\$187
	120"	699 White	AXA.C6A.120.699	\$187

Cat 6 Network Cable



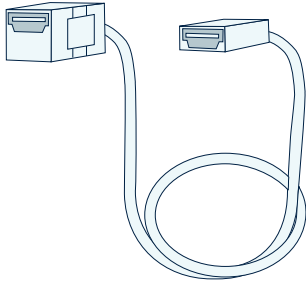
PRODUCT DESCRIPTION	CORD LENGTH	COLOR	MODEL NUMBER	LIST PRICE
<ul style="list-style-type: none"> • RJ-45 Cat 6 • Keystone Style • with 8-Pin • Pre-terminated • Backwards compatible with Cat 5 	72"	300 Black	AXA.CA6.72.300	\$106
	120"	300 Black	AXA.CA6.120.300	\$106

PRICING

Video, HDMI, Stereo Jack, USB-A Data

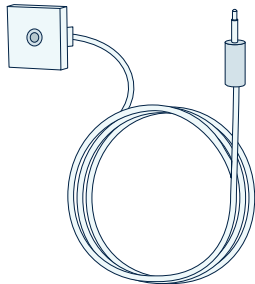
MAY 2024 V1.0

HDMI Coupler



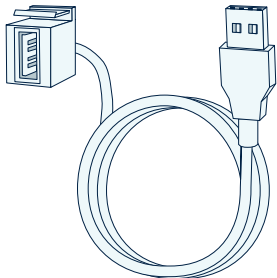
PRODUCT DESCRIPTION	CORD LENGTH	COLOR	MODEL NUMBER	LIST PRICE
HDMI Coupler • Female / Female Connection • 18" Cord	18"	300 Black	AXA.HDM.18.300	\$102
	18"	699 White	AXA.HDM.18.699	\$102

3.5mm Mini Stereo Jack



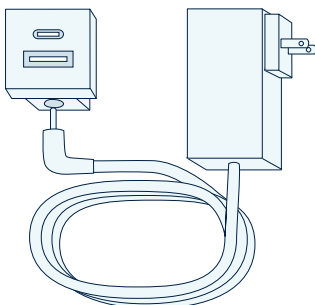
PRODUCT DESCRIPTION	CORD LENGTH	COLOR	MODEL NUMBER	LIST PRICE
3.5mm Mini Stereo Jack • Male / Female Connection • 120" Cord	120"	300 Black	AXA.MSJ.120.300	\$27

USB-A Data Port



PRODUCT DESCRIPTION	CORD LENGTH	COLOR	MODEL NUMBER	LIST PRICE
USB-A Data Port • Increases transfer speed up to 5 gbs/sec • Simultaneous read/write capability • Idle device power saving state	72"	300 Black	AXA.USA.72.300	\$64
	72"	699 White	AXA.USA.72.699	\$64
	120"	300 Black	AXA.USA.120.300	\$72
	120"	699 White	AXA.USA.120.699	\$72

USB-A+C Retrofit



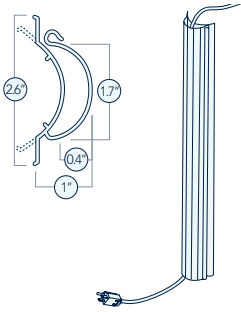
PRODUCT DESCRIPTION	CORD LENGTH	COLOR	MODEL NUMBER	LIST PRICE
Retrofit USB-A+C takes the space of one data port, and installs in the field. • For charging only • 20 watt retrofit power supply included	72"	300 Black	AXA.UAC.72.300	\$265
	72"	699 White	AXA.UAC.72.699	\$265



PRICING

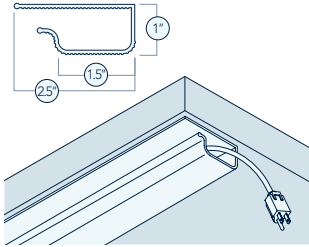
VR1, WM2, WM3, WM6

VR1
Vertical Leg Wire Raceway



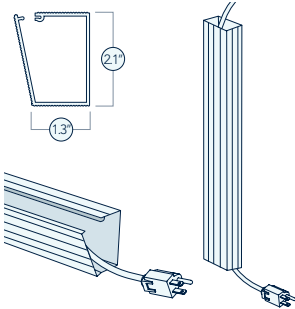
PRODUCT DESCRIPTION	LENGTH	COLOR	MODEL NUMBER	LIST PRICE
The 2.5" x 1" VR1 Vertical Leg Wire Raceway is a flexible extruded plastic curved channel with approximately 1.6" x 0.4" of wire space and a hinge for easy manipulation of wiring. Adheres securely with double-sided foam tape.	22"	300 Black	AXW.VR1.22.300	\$85
Flexible design conforms to curved legs, such as Ashby, Elements, Rawson, Static, Drive & T-Facto tables.	22"	004 Folkstone	AXW.VR1.22.004	\$85

WM2
J-Channel Wire Raceway



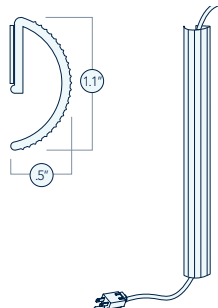
PRODUCT DESCRIPTION	LENGTH	COLOR	MODEL NUMBER	LIST PRICE
The WM2 J-Channel Wire Raceway is a 1" x 2.5" extruded plastic J-channel with approximately 0.8" x 1.5" of wire space that mounts to any flat surface with double-sided foam tape.	48"	300 Black	AXW.WM2.48.300	\$92

WM3
Rectangular Wire Raceway



PRODUCT DESCRIPTION	LENGTH	COLOR	MODEL NUMBER	LIST PRICE
Measuring 2.1" x 1.3" deep with 1.1" x 2" of wire space, WM3 Rectangular Wire Raceway is a roomy option for mounting to flat surfaces in any direction with double-sided foam tape. Features co-extruded "invisible hinge" that opens and closes effortlessly.	24"	300 Black	AXW.WM3.24.300	\$59
	24"	349 Dove Gray	AXW.WM3.24.349	\$59
	24"	699 White	AXW.WM3.24.699	\$59
	48"	300 Black	AXW.WM3.48.300	\$108
	48"	349 Dove Gray	AXW.WM3.48.349	\$108
	48"	699 White	AXW.WM3.48.699	\$108
Appropriate for use with Rapport Basic2 and Freedom fixed height table legs.				

WM6
Slim Wire Raceway

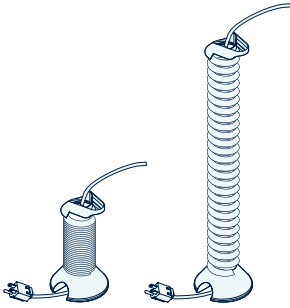


PRODUCT DESCRIPTION	LENGTH	COLOR	MODEL NUMBER	LIST PRICE
With overall dimensions of 1.1" wide by 0.5" deep and approximately 0.3" x 0.7" of wire space, the WM6 Slim Wire Raceway is a simple, streamlined design that is meant to hold 1 or 2 wires. With its flat back and curved top, it can mount virtually anywhere, in any direction with double-sided foam tape. Features co-extruded "invisible hinge" that opens and closes effortlessly.	12"	300 Black	AXW.WM6.12.300	\$31
	12"	349 Dove Gray	AXW.WM6.12.349	\$31
	26"	300 Black	AXW.WM6.26.300	\$45
	26"	349 Dove Gray	AXW.WM6.26.349	\$45
	36"	300 Black	AXW.WM6.36.300	\$85
	36"	349 Dove Gray	AXW.WM6.36.349	\$85
Appropriate for use with all fixed-height Training Table legs except Medley.				

PRICING

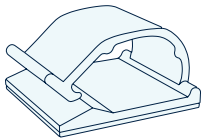
M34, Wire Management Clips

M34
Expandable Wire Raceway



PRODUCT DESCRIPTION	LENGTH	COLOR	MODEL NUMBER	LIST PRICE
Perfect for adjustable height tables, the M34 is an accordion-style plastic wire manager featuring a weighted base. It mounts easily to the underside of the top and channels cabling through the coils, which expand and contract to accommodate heights from 7.5" to 41."	Expandable from 7.5" to 41"	300 Black	AXW.M34.300	\$353
		499 Silver	AXW.M34.499	\$353
		699 White	AXW.M34.699	\$353
Appropriate for use with all height-adjustable Tables such as Freedom and Stretch-Out.				

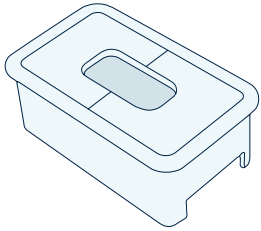
Wire Management Clips
Pack of 5



PRODUCT DESCRIPTION	MODEL NUMBER	LIST PRICE
Wire Management Clips provide a simple solution for managing cabling and conduit, directing them out of the way easily and safely.	AXW.WMC	\$14
Clips come in packs of five, and adhere to any surface with double-sided foam tape.		



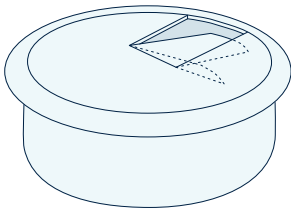
G23
Rectangular Grommet



PRODUCT DESCRIPTION	SIZE	COLOR	MODEL NUMBER	LIST PRICE
The G23 Rectangular Plastic Grommet features a two-piece cap which can be easily removed and replaced for easy access to all wires and cables.	2" x 3.5"	300 Black	AXG.G23.300	\$34

Indicate which line items require G23 Grommets, quantity per table, and placement.

GN1
Round Grommet



PRODUCT DESCRIPTION	SIZE	COLOR	MODEL NUMBER	LIST PRICE
The GN1 Round Plastic Grommet features a cover with a hinged opening that closes when not in use.	3.25" dia	300 Black	AXG.GN1.3.300	\$24
	3.25" dia	699 White	AXG.GN1.3.699	\$24

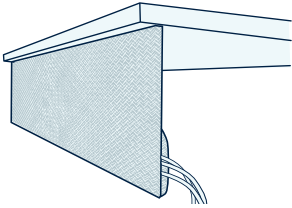
Indicate which line items require GN1 Grommets, quantity per table, and placement.



PRICING

Fabric Mesh, Perforated Metal

Fabric Mesh Modesty Panel

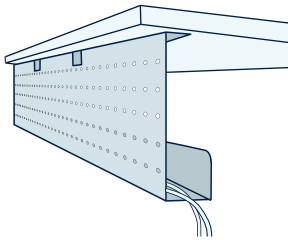


PRODUCT DESCRIPTION	SIZE*	COLOR	MODEL NUMBER	LIST PRICE
<p>Fabric Mesh Modesty Panels consist of fabric mesh stretched over a lightweight metal frame with an easy-access wire management pocket. When used with folding or flip-top tables, it simply folds in or swings out of the way when stacking or flipping.</p> <p>Size selection aligns with rectangle-shaped Training Tables; please seek assistance when ordering for table shapes other than rectangles.</p>	8 x 36	300 Black	AXM.FAB.36.300	\$285
	8 x 36	499 Silver	AXM.FAB.36.499	\$285
	8 x 42	300 Black	AXM.FAB.42.300	\$299
	8 x 42	499 Silver	AXM.FAB.42.499	\$299
	8 x 48	300 Black	AXM.FAB.48.300	\$311
	8 x 48	499 Silver	AXM.FAB.48.499	\$311
	8 x 60	300 Black	AXM.FAB.60.300	\$333
	8 x 60	499 Silver	AXM.FAB.60.499	\$333
	8 x 72	300 Black	AXM.FAB.72.300	\$354
	8 x 72	499 Silver	AXM.FAB.72.499	\$354
	8 x 84	300 Black	AXM.FAB.84.300	\$369
	8 x 84	499 Silver	AXM.FAB.84.499	\$369
	8 x 96	300 Black	AXM.FAB.96.300	\$388
	8 x 96	499 Silver	AXM.FAB.96.499	\$388

*Actual length is 1/4" undersized.

Indicate which line items require Fabric Mesh Modesty Panels upon ordering.

Perforated Metal Modesty Panel



PRODUCT DESCRIPTION	SIZE*	COLOR	MODEL NUMBER	LIST PRICE
<p>Perforated Metal Modesty Panels are constructed with 18-gauge powder-coated steel. They are 10" in height with a 3" x 3" built-in cable trough.</p> <p>Size selection aligns with rectangle-shaped Training Tables; please seek assistance when ordering for table shapes other than rectangles.</p> <p>Not available with flip-top and folding Training Tables.</p>	10 x 36	300 Black	AXM.PFM.36.300	\$372
	10 x 36	431 Metallic Silver	AXM.PFM.36.431	\$372
	10 x 42	300 Black	AXM.PFM.42.300	\$484
	10 x 42	431 Metallic Silver	AXM.PFM.42.431	\$484
	10 x 48	300 Black	AXM.PFM.48.300	\$564
	10 x 48	431 Metallic Silver	AXM.PFM.48.431	\$564
	10 x 60	300 Black	AXM.PFM.60.300	\$679
	10 x 60	431 Metallic Silver	AXM.PFM.60.431	\$679
	10 x 72	300 Black	AXM.PFM.72.300	\$830
	10 x 72	431 Metallic Silver	AXM.PFM.72.431	\$830
	10 x 84	300 Black	AXM.PFM.84.300	\$959
	10 x 84	431 Metallic Silver	AXM.PFM.84.431	\$959
	10 x 96	300 Black	AXM.PFM.96.300	\$1,044
	10 x 96	431 Metallic Silver	AXM.PFM.96.431	\$1,044

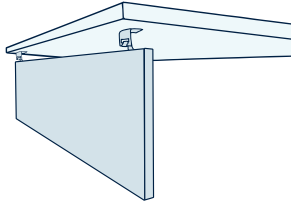
*Actual length is 1/4" undersized.

Indicate which line items require Perforated Metal Modesty Panels upon ordering.

PRICING

Removable & Fixed Laminate, Medley Mesh

Removable Laminate Modesty Panel



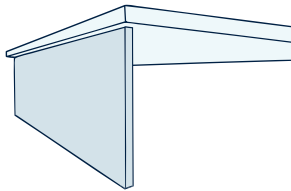
PRODUCT DESCRIPTION	SIZE*	LAMINATE & EDGE COLOR	MODEL NUMBER	LIST PRICE
<p>Removable Laminate Modesty Panels are 3/4" thick, laminated on both sides, with EB edgeband. Rubber bumpers are attached to the inside of the panels to accommodate stacking. Hardware is included.</p> <p>Size selection aligns with rectangle-shaped Training Tables; please seek assistance when ordering for table shapes other than rectangles.</p> <p>Not available with Flip-Top Training Tables.</p>	11 x 36	Price includes groups 1 & 2 laminate and standard EB edge colors. Other colors require a quote.	AXM.LMR.1136	\$228
	11 x 42		AXM.LMR.1142	\$228
	11 x 48		AXM.LMR.1148	\$234
	11 x 60		AXM.LMR.1160	\$246
	11 x 72		AXM.LMR.1172	\$294
	11 x 84		AXM.LMR.1184	\$387
	11 x 96		AXM.LMR.1196	\$389

*Actual length is 1/4" undersized.

Other sizes are available; please request a quote.

Indicate which line items require Removable Laminate Modesty Panels upon ordering.

Fixed Laminate Modesty Panel



PRODUCT DESCRIPTION	SIZE*	LAMINATE & EDGE COLOR	MODEL NUMBER	LIST PRICE
<p>Fixed Laminate Modesty Panels are 3/4" thick, laminated on both sides, and edged with EB edgeband. Hardware is included.</p> <p>Size selection aligns with rectangle-shaped Training Tables; please seek assistance when ordering for table shapes other than rectangles.</p> <p>Not available with Flip-Top and Folding Training Tables.</p>	11 x 36	Price includes groups 1 & 2 laminate and standard EB edge colors. Other colors require a quote.	AXM.LMF.1136	\$228
	11 x 42		AXM.LMF.1142	\$228
	11 x 48		AXM.LMF.1148	\$234
	11 x 60		AXM.LMF.1160	\$246
	11 x 72		AXM.LMF.1172	\$294
	11 x 84		AXM.LMF.1184	\$387
	11 x 96		AXM.LMF.1196	\$389

*Actual length is 1/4" undersized.

Other sizes are available; please request a quote.

Indicate which line items require Fixed Laminate Modesty Panels upon ordering.

Medley Mesh Modesty Panel



PRODUCT DESCRIPTION	SIZE	COLOR	MODEL NUMBER	LIST PRICE
<p>Exclusive to Medley Training Tables, Medley Mesh Modesty Panels are constructed of fabric mesh stretched over a lightweight metal frame.</p> <p>Modesty panels are easily removable, and are undersized so as to swing freely between the legs when nested.</p> <p>Tops are pre-drilled; hardware is included.</p>	12 x 23 (for 36" tables)	008 Graphite	AXM.MED.23.008	\$261
	12 x 47 (for 60-66" tables)	008 Graphite	AXM.MED.47.008	\$286
	12 x 59 (for 72-84" tables)	008 Graphite	AXM.MED.59.008	\$297

Please indicate which Medley table line item(s) require Modesty Panels upon ordering.

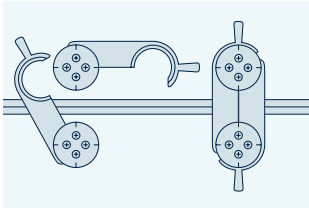


PRICING

Pop N Lock, Concentric, IzzyFlex

MAY 2024 V1.0

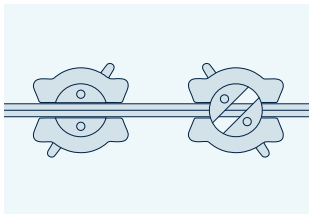
Pop N Lock
Table Connector Kit



PRODUCT DESCRIPTION	MODEL NUMBER	LIST PRICE
<p>Created from high-density plastic, the durable and simple Pop & Lock table connector consists of two identical pieces and is engaged by simply rotating and popping them into place. Solid construction makes this a good all-around connector choice.</p> <p>Kit consists of 2 Pop N Lock Table Connectors, priced per table, factory installed, with standard placement.</p>	AXC.POP	\$146

Please indicate which table line item(s) require Pop N Lock Table Connector Kits upon ordering. If non-standard placement is required, please provide a drawing.

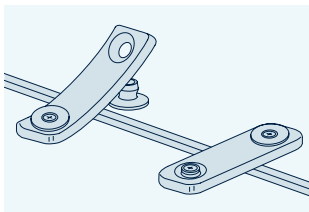
Concentric
Table Connector Kit



PRODUCT DESCRIPTION	MODEL NUMBER	LIST PRICE
<p>The Concentric metal connector allows for easy, positive and precise connection by simply turning the revolving cam lever. The Concentric is the smallest of our connectors.</p> <p>Kit consists of 2 Concentric Table Connectors, priced per table, factory installed, with standard placement.</p>	AXC.CON	\$186

Please indicate which table line item(s) require Concentric Table Connector Kits upon ordering. If non-standard placement is required, please provide a drawing.

IzzyFlex
Table Connector Kit



PRODUCT DESCRIPTION	MODEL NUMBER	LIST PRICE
<p>IzzyFlex Table Connectors are budget friendly, simply designed and easy to use.</p> <p>Kit consists of 2 IzzyFlex Table Connectors, priced per table, factory installed, with standard placement.</p>	AXC.IZF	\$70

Please indicate which table line item(s) require IzzyFlex Table Connector Kits upon ordering. If non-standard placement is required, please provide a drawing.

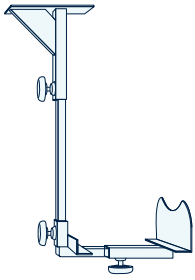


PRICING

CPU Holder, TV Wall Mount, Monitor Mount

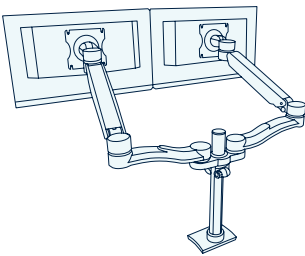
MAY 2024 V1.0

Economy CPU Holder



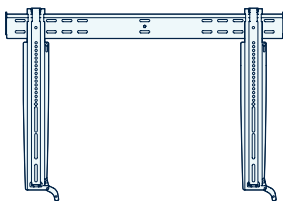
PRODUCT DESCRIPTION	SIZE	CPU SIZE RANGE	MODEL NUMBER	LIST PRICE
Economy CPU holder easily mounts in a fixed position to the underside of the worksurface or table top. Available in two sizes that are adjustable to accommodate a variety of CPUs and thin client units.	Small	Width: 1.2" to 6" Height: 7.2" to 16"	AXE.CP1.S	\$133
	Large	Width: 5.5" to 9.8" Height: 15.5" to 20"	AXE.CP1.L	\$138

Extension Arm Monitor Mount



PRODUCT DESCRIPTION	VERSION	COLOR	MODEL NUMBER	LIST PRICE
Highly flexible, height adjustable extension arm firmly mounts to a 12.5" pole which clamps or grommet-mounts to your table top or worksurface. Monitor tilts up and down, swings side-to-side and slides up and down the length of the pole. Available in single-monitor or dual monitor versions (39" maximum spread).	Single-Monitor	499 Silver	AXE.MMT.1.499	\$914
	Dual-Monitor	499 Silver	AXE.MMT.2.499	\$1,494

Ultra Slim TV Wall Mount



PRODUCT DESCRIPTION	SIZE	TV SIZE RANGE	MODEL NUMBER	LIST PRICE
This ultra-slim profile TV mount is perfect for wall-mounting a TV above your Media Table. (Included at no extra charge with Rapport CM and PM model Media Tables.) Provides lateral shift for increased flexibility, and features a cable stand and bottom pullout for cable access. Open wall plates allow for easy electrical placement.	Medium	32"-65"	AXE.STU.M	\$693
	Large	42"-86"	AXE.STU.L	\$809

NOTE: Due to the low-profile design, we recommend using an in-wall accessory box to assist in outlet installation.



SurfaceWorks Inc.
7821S. 10th Street | Oak Creek, WI 53154
www.surfaceworks.us

414.570.2677





SURFACEWORKS



**IZZY+
PRODUCT
GROUP**

SPECIFICATION & PRICING GUIDE
MAY 2024 V1.1



GENERAL INFORMATION

Please visit the links below for the following information:

Ordering Information:

- https://www.surfaceworks.us/media/General_Info/SW_GenInfo_Ordering_Information.pdf

Product Warranty:

- https://www.surfaceworks.us/media/General_Info/SW_GenInfo_Warranty.pdf

Shipping & Delivery Guidelines:

- https://www.surfaceworks.us/media/General_Info/SW_GenInfo_Shipping_Guidelines.pdf

Colors & Finishes:

- http://www.surfaceworks.us/media/finish_Sheets/sw_finishes_izzy.pdf

MAY 2024 PRICELIST UPDATES

Version 1.1 (published July 8, 2024)

Product Additions:

- Penny standard base color selection expanded
- Dewey standard base color selection expanded

Pricing:

- Pricing corrections for all izzy+ products

General:

- Various formatting revisions, corrections and tweaks
- Finish hyperlinks added

Version 1.0 (published May 1, 2024)

Product Additions:

- Dewey, Clara & Nemo power configurations with USB A+C

Product Deletions:

- Dewey, Clara & Nemo power configurations with dual USB

Pricing:

- Pricing revisions throughout

General:

- Overall formatting revisions, corrections and tweaks

CLARA TABLE



CLARA TABLE
Specifications

STANDARDS, TOP CONSTRUCTION, SHAPES, EDGE OPTIONS, FINISH SELECTION

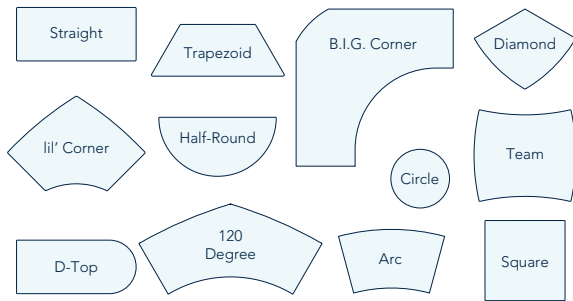
Standards

Meets or exceeds applicable ANSI/BIFMA durability and safety standards and is SCS Indoor Advantage Gold certified.

Top Construction

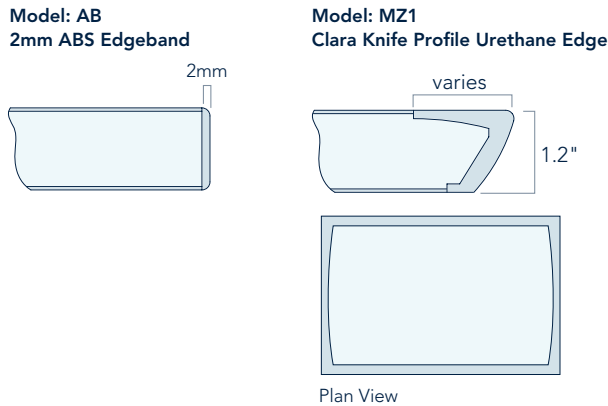
Clara Table Tops are 1.2" overall thickness, constructed with high-pressure laminate, 1.125" particle board core, edged and backed with moisture-resistant coverings to form a completely sealed outside surface. 60"L and above tables have steel support channel to promote level worksurface. Grain direction runs width (long dimension) of table top.

Table Shapes



Clara Table Shapes consist of a wide variety of unique shapes in sizes that work together to provide for creative configurations in any application.

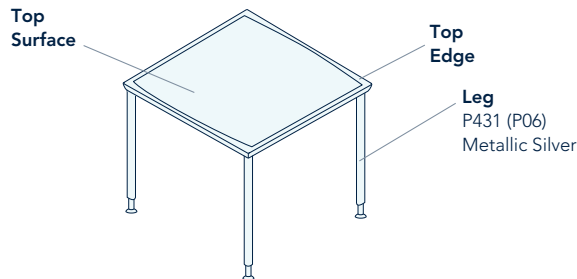
Edge Options



ABS edgeband: Model AB 2mm thick ABS edgeband available on all Clara tables

Urethane Edge: Model MZ1 Clara knife profile urethane edge available on all Clara tables except for D-shape. Inset dimension varies.

Finish Selection



Clara table finish selection: There are two Clara Table components (top surface and edge) that require finish selections (Clara legs are available in P06 silver only). Accessories and power option finishes are selected separately.

[Click Here](#) to review all current izzy+ Product Group colors and finishes.

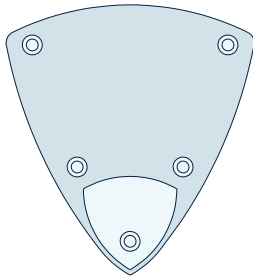
Clara Table Finish Selection	High-Pressure Laminate	Marker-Board	Model MZ1 Urethane Edge	Model AB 2mm ABS Edgeband	Metal
Top Surface	•	•			
Top Edge			•	•	
Leg					•

CLARA TABLE

Specifications

LEG, GLIDES & CASTERS, SHIPPING

Leg Specifications



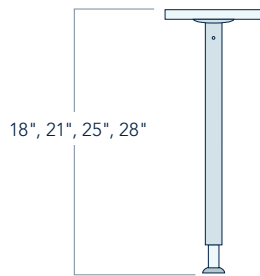
Clara Leg Shape
with Mounting Plate Plan View



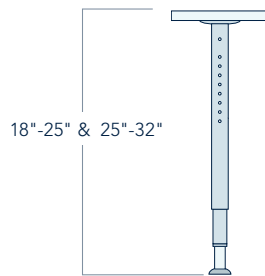
Clara Leg Shape
Plan View

Clara Legs are extruded aluminum with cast aluminum mounting plates.

Leg Options & Table Heights



Fixed Height
(28" is standard)



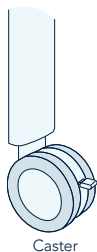
**Pin-Set
Height Adjustable**
(1" increments)

Clara Leg Height Options: Clara Legs are available in fixed height and pin-set height adjustable options.

Glides and Casters



Glide



Caster

Glides: provide 1" adjustment range for leveling and additional table height (standard).

Casters: dual wheel; locking; not available on pin-set height-adjustable legs (priced per table).

Shipping & Assembly

Tables are shipped knocked down. Legs are shipped assembled. Table tops are pre-drilled for easy assembly to legs.

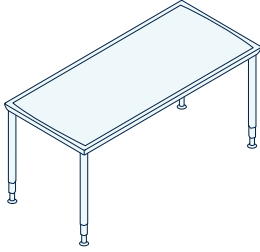
Specifying lower height table legs reduces overall height by up to two pounds per table.

CLARA TABLE

Pricing

STRAIGHT (RECTANGLE)

Straight (Rectangle)



DIMENSIONS	LEG QTY	STD WEIGHT	MODEL NUMBER	AB 2MM ABS EDGE BAND	MZ1 URETHANE EDGE	L610 MARKER-BOARD
24D x 34W x 29H *	4	32 lb	CLATBLSTRT2434	\$797	n/a	+ \$245
24D x 36W x 29H *	4	33 lb	CLATBLSTRT2436	\$877	\$1,052	+ \$245
24D x 48W x 29H *	4	42 lb	CLATBLSTRT2448	\$969	\$1,144	+ \$245
24D x 54W x 29H *	4	46 lb	CLATBLSTRT2454	\$1,015	n/a	+ \$245
24D x 60W x 29H *	4	50 lb	CLATBLSTRT2460	\$1,072	\$1,247	+ \$297
24D x 72W x 29H *	4	59 lb	CLATBLSTRT2472	\$1,237	\$1,412	+ \$297
27D x 34W x 29H *	4	35 lb	CLATBLSTRT2734	\$850	\$1,025	+ \$245
27D x 36W x 29H *	4	36 lb	CLATBLSTRT2736	\$931	\$1,106	+ \$245
27D x 48W x 29H *	4	46 lb	CLATBLSTRT2748	\$1,025	\$1,200	+ \$245
27D x 54W x 29H *	4	51 lb	CLATBLSTRT2754	\$1,071	\$1,246	+ \$245
27D x 60W x 29H *	4	55 lb	CLATBLSTRT2760	\$1,127	\$1,302	+ \$297
27D x 72W x 29H *	4	65 lb	CLATBLSTRT2772	\$1,292	\$1,467	+ \$297
30D x 34W x 29H *	4	38 lb	CLATBLSTRT3034	\$906	n/a	+ \$245
30D x 36W x 29H *	4	40 lb	CLATBLSTRT3036	\$987	n/a	+ \$245
30D x 48W x 29H *	4	50 lb	CLATBLSTRT3048	\$1,080	n/a	+ \$245
30D x 54W x 29H *	4	55 lb	CLATBLSTRT3054	\$1,125	n/a	+ \$245
30D x 60W x 29H *	4	61 lb	CLATBLSTRT3060	\$1,177	\$1,352	+ \$297
30D x 72W x 29H *	4	71 lb	CLATBLSTRT3072	\$1,348	\$1,523	+ \$297

* List prices reflect standard 29" fixed table height (leg option code 03). For alternate height options, including adjustable height, see chart below.

1. Model Number

EX: CLATBLSTRT2760

2. Top Finish

Standard Laminate

Group 1 laminate

[Click Here](#) to review izzy+ group 1 laminate selection.

L610 Markerboard *

See upcharge column above.

* note: edge color will default to U300 / A300 Black

Non-Standard Laminate

Call for a quote; extended lead times may apply.

3. Edge Type & Finish

AB 2mm ABS edgeband

[Click Here](#) to review izzy+ AB edgeband color selection.

MZ1 Clara knife profile urethane edge

[Click Here](#) to review izzy+ urethane color selection.

4. Leg Height Options

(add 1.2" for total table height)

03	28" fixed (std)	+ \$0
01	18" fixed	+ \$68
04	21" fixed	+ \$68
05	25" fixed	+ \$68
02	25" - 32" ht adj	+ \$238
06	18" - 25" ht adj	+ \$238

5. Leg Finish

P431 Metallic Silver (P06) std
Other Finish quote required

6. Leg Foot Option

GL Glides (std) + \$0
CS Casters (opt) + \$121
(casters not available with ht adj legs)

7. Grommets*

GM Grommets (pair) + \$83
(Grommets not available with straights ≤ 36", team, diamond, circle, d-top, or square shapes.)

8. Power*

FUP Mho Flip-up Power + \$734

9. Ganging Brackets*

Flat ganging brackets (pair) + \$76
Flexible ganging brackets (pair) + \$76

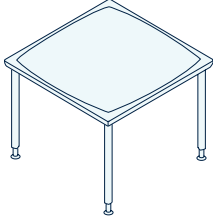
* See Clara Options & Accessories pages for details and placement.

CLARA TABLE

Pricing

SQUARE, CIRCLE

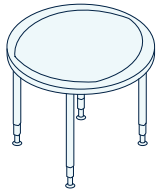
Square



DIMENSIONS	LEG QTY	STD WEIGHT	MODEL NUMBER	AB 2MM ABS EDGE BAND	MZ1 URETHANE EDGE	L610 MARKER-BOARD
36D x 36W x 29H *	4	46 lb	CLATBLSQ3636	\$1,160	\$1,335	+ \$245
42D x 42W x 29H *	4	60 lb	CLATBLSQ4242	\$1,290	\$1,465	+ \$297

* List prices reflect standard 29" fixed table height (leg option code 03). For alternate height options, including adjustable height, see chart below.

Circle



DIMENSIONS	LEG QTY	STD WEIGHT	MODEL NUMBER	AB 2MM ABS EDGE BAND	MZ1 URETHANE EDGE	L610 MARKER-BOARD
27DIA x 29H *	3	27 lb	CLATBLCRCL2727	\$766	\$941	+ \$245
36DIA x 29H *	4	36 lb	CLATBLCRCL3636	\$1,011	\$1,186	+ \$245
42DIA x 29H *	4	47 lb	CLATBLCRCL4242	\$1,289	\$1,464	+ \$297
48DIA x 29H *	4	59 lb	CLATBLCRCL4848	\$1,430	\$1,605	+ \$297

* List prices reflect standard 29" fixed table height (leg option code 03). For alternate height options, including adjustable height, see chart below.

1. Model Number

EX: CLATBLSTRT2760

2. Top Finish

Standard Laminate

Group 1 laminate

[Click Here](#) to review izzy+ group 1 laminate selection.

L610 Markerboard *

See upcharge column above.

* note: edge color will default to U300 / A300 Black

Non-Standard Laminate

Call for a quote; extended lead times may apply.

3. Edge Type & Finish

AB 2mm ABS edgeband

[Click Here](#) to review izzy+ AB edgeband color selection.

MZ1 Clara knife profile urethane edge

[Click Here](#) to review izzy+ urethane color selection.

4. Leg Height Options

(add 1.2" for total table height)

03	28" fixed (std)	+ \$0
01	18" fixed	+ \$68
04	21" fixed	+ \$68
05	25" fixed	+ \$68
02	25" - 32" ht adj	+ \$238
06	18" - 25" ht adj	+ \$238

5. Leg Finish

P431 Metallic Silver (P06) std
Other Finish quote required

6. Leg Foot Option

GL Glides (std) + \$0
CS Casters (opt) + \$121
(casters not available with ht adj legs)

7. Grommets*

GM Grommets (pair) + \$83
(Grommets not available with straights ≤ 36", team, diamond, circle, d-top, or square shapes.)

8. Power*

FUP Mho Flip-up Power + \$734

9. Ganging Brackets*

Flat ganging brackets (pair) + \$76
Flexible ganging brackets (pair) + \$76

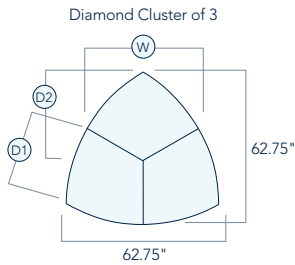

* See Clara Options & Accessories pages for details and placement.

CLARA TABLE

Pricing

DIAMOND, TEAM

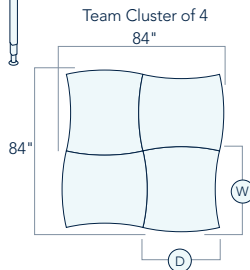
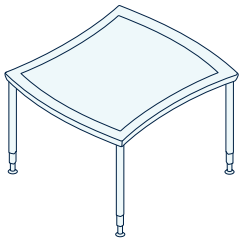
Diamond



DIMENSIONS	LEG QTY	STD WEIGHT	MODEL #	AB 2MM ABS EDGE BAND	MZ1 URETHANE EDGE	L610 MARKER-BOARD
32D1 x 36D2 x 46W x 29H *	4	44 lb	CLATBLDMND2727	\$964	\$1,139	+ \$297

* List prices reflect standard 29" fixed table height (leg option code 03). For alternate height options, including adjustable height, see chart below.

Team



DIMENSIONS	LEG QTY	STD WEIGHT	MODEL #	AB 2MM ABS EDGE BAND	MZ1 URETHANE EDGE	L610 MARKER-BOARD
40D x 44W x 29H *	4	77 lb	CLATBLTEAM4044	\$1,442	\$1,617	+ \$297

* List prices reflect standard 29" fixed table height (leg option code 03). For alternate height options, including adjustable height, see chart below.

1. Model Number

EX: CLATBLTEAM4044

2. Top Finish

Standard Laminate

Group 1 laminate

[Click Here](#) to review izzy+ group 1 laminate selection.

L610 Markerboard *

See upcharge column above.

* note: edge color will default to U300 / A300 Black

Non-Standard Laminate

Call for a quote; extended lead times may apply.

3. Edge Type & Finish

AB 2mm ABS edgeband

[Click Here](#) to review izzy+ AB edgeband color selection.

MZ1 Clara knife profile urethane edge

[Click Here](#) to review izzy+ urethane color selection.

4. Leg Height Options

(add 1.2" for total table height)

03	28" fixed (std)	+ \$0
01	18" fixed	+ \$68
04	21" fixed	+ \$68
05	25" fixed	+ \$68
02	25" - 32" ht adj	+ \$238
06	18" - 25" ht adj	+ \$238

5. Leg Finish

P431 Metallic Silver (P06) std
Other Finish quote required

6. Leg Foot Option

GL Glides (std) + \$0
CS Casters (opt) + \$121
(casters not available with ht adj legs)

7. Grommets*

GM Grommets (pair) + \$83
(Grommets not available with straights ≤ 36", team, diamond, circle, d-top, or square shapes.)

8. Power*

FUP Mho Flip-up Power + \$734

9. Ganging Brackets*

Flat ganging brackets (pair) + \$76
Flexible ganging brackets (pair) + \$76

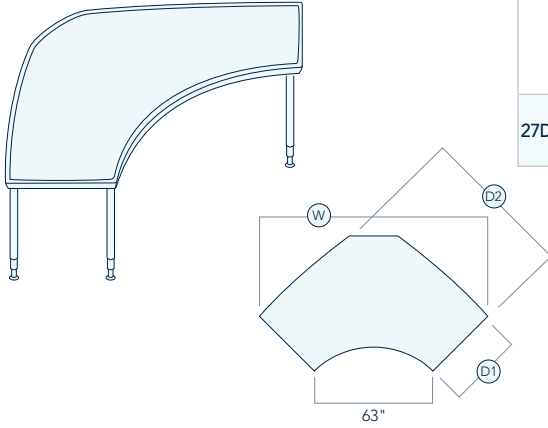
* See Clara Options & Accessories pages for details and placement.

CLARA TABLE

Pricing

B.I.G. CORNER, LIL' CORNER

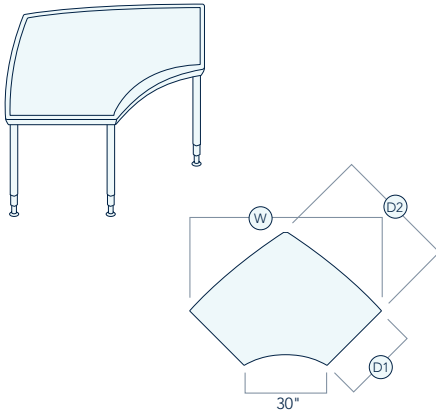
B.I.G. Corner



DIMENSIONS	LEG QTY	STD WEIGHT	MODEL #	AB 2MM ABS EDGE BAND	MZ1 URETHANE EDGE	L610 MARKER-BOARD
27D1 x 72D2 x 100W x 29H *	6	125 lb	CLATBLCRNR27100	\$2,777	\$2,952	+ \$408

* List prices reflect standard 29" fixed table height (leg option code 03). For alternate height options, including adjustable height, see chart below.

lil' Corner



DIMENSIONS	LEG QTY	STD WEIGHT	MODEL #	AB 2MM ABS EDGE BAND	MZ1 URETHANE EDGE	L610 MARKER-BOARD
27D1 x 48D2 x 68W x 29H *	5	90 lb	CLATBLCRNR2768	\$1,739	\$1,914	+ \$297

* List prices reflect standard 29" fixed table height (leg option code 03). For alternate height options, including adjustable height, see chart below.

1. Model Number

EX: CLATBLCRNR2768

2. Top Finish

Standard Laminate

Group 1 laminate

[Click Here](#) to review izzy+ group 1 laminate selection.

L610 Markerboard *

See upcharge column above.

* note: edge color will default to U300 / A300 Black

Non-Standard Laminate

Call for a quote; extended lead times may apply.

3. Edge Type & Finish

AB 2mm ABS edgeband

[Click Here](#) to review izzy+ AB edgeband color selection.

MZ1 Clara knife profile urethane edge

[Click Here](#) to review izzy+ urethane color selection.

4. Leg Height Options

(add 1.2" for total table height)

03	28" fixed (std)	+ \$0
01	18" fixed	+ \$68
04	21" fixed	+ \$68
05	25" fixed	+ \$68
02	25" - 32" ht adj	+ \$238
06	18" - 25" ht adj	+ \$238

5. Leg Finish

P431 Metallic Silver (P06) std
Other Finish quote required

6. Leg Foot Option

GL Glides (std) + \$0
CS Casters (opt) + \$121
(casters not available with ht adj legs)

7. Grommets*

GM Grommets (pair) + \$83
(Grommets not available with straights ≤ 36", team, diamond, circle, d-top, or square shapes.)

8. Power*

FUP Mho Flip-up Power + \$734

9. Ganging Brackets*

Flat ganging brackets (pair) + \$76
Flexible ganging brackets (pair) + \$76

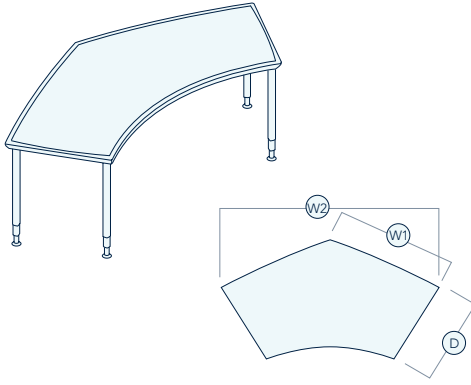
* See Clara Options & Accessories pages for details and placement.

CLARA TABLE

Pricing

120 DEGREE, ARC

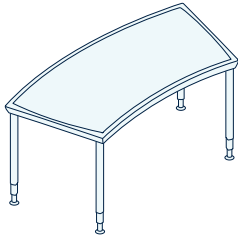
120 Degree



DIMENSIONS	LEG QTY	STD WEIGHT	MODEL NUMBER	AB 2MM ABS EDGE BAND	MZ1 URETHANE EDGE	L610 MARKER-BOARD
27D x 35W1 x 62W2 x 29H *	5	90 lb	CLATBL120D2736	\$1,537	\$1,712	+ \$297
27D x 45W1 x 83W2 x 29H *	5	125 lb	CLATBL120D2748	\$1,798	\$1,973	+ \$297

* List prices reflect standard 29" fixed table height (leg option code 03). For alternate height options, including adjustable height, see chart below.

Arc



DIMENSIONS	LEG QTY	STD WEIGHT	MODEL NUMBER	AB 2MM ABS EDGE BAND	MZ1 URETHANE EDGE	L610 MARKER-BOARD
27D x 48W x 29H *	4	53 lb	CLATBLARC2748	\$1,102	\$1,277	+ \$245
27D x 60W x 29H *	4	69 lb	CLATBLARC2760	\$1,215	\$1,390	+ \$297

* List prices reflect standard 29" fixed table height (leg option code 03). For alternate height options, including adjustable height, see chart below.

1. Model Number

EX: CLATBLARC2748

2. Top Finish

Standard Laminate

Group 1 laminate

[Click Here](#) to review izzy+ group 1 laminate selection.

L610 Markerboard *

See upcharge column above.

* note: edge color will default to U300 / A300 Black

Non-Standard Laminate

Call for a quote; extended lead times may apply.

3. Edge Type & Finish

AB 2mm ABS edgeband

[Click Here](#) to review izzy+ AB edgeband color selection.

MZ1 Clara knife profile urethane edge

[Click Here](#) to review izzy+ urethane color selection.

4. Leg Height Options

(add 1.2" for total table height)

03	28" fixed (std)	+ \$0
01	18" fixed	+ \$68
04	21" fixed	+ \$68
05	25" fixed	+ \$68
02	25" - 32" ht adj	+ \$238
06	18" - 25" ht adj	+ \$238

5. Leg Finish

P431 Metallic Silver (P06) std
Other Finish quote required

6. Leg Foot Option

GL Glides (std) + \$0
CS Casters (opt) + \$121
(casters not available with ht adj legs)

7. Grommets*

GM Grommets (pair) + \$83
(Grommets not available with straights ≤ 36", team, diamond, circle, d-top, or square shapes.)

8. Power*

FUP Mho Flip-up Power + \$734

9. Ganging Brackets*

Flat ganging brackets (pair) + \$76
Flexible ganging brackets (pair) + \$76

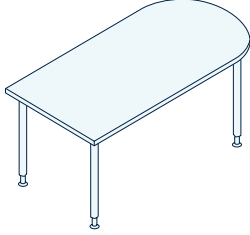
* See Clara Options & Accessories pages for details and placement.

CLARA TABLE

Pricing

D-TOP, TRAPEZOID, HALF-ROUND

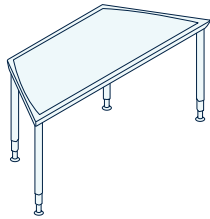
D-Top



DIMENSIONS	LEG QUANTITY	STD WEIGHT	MODEL NUMBER	AB 2MM ABS EDGE BAND	MZ1 URETHANE EDGE	L610 MARKER-BOARD
30D x 60W x 29H *	4	61 lb	CLATBLDTOP3060	\$1,363	n/a	+ \$297
30D x 72W x 29H *	4	72 lb	CLATBLDTOP3072	\$1,537	n/a	+ \$297

* List prices reflect standard 29" fixed table height (leg option code 03). For alternate height options, including adjustable height, see chart below.

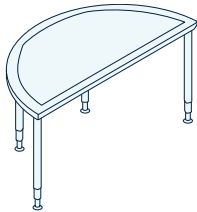
Trapezoid



DIMENSIONS	LEG QUANTITY	STD WEIGHT	MODEL NUMBER	AB 2MM ABS EDGE BAND	MZ1 URETHANE EDGE	L610 MARKER-BOARD
24D x 48W x 29H *	4	29 lb	CLATBLTRAP2448	\$1,199	n/a	+ \$245
27D x 60W x 29H *	4	39 lb	CLATBLTRAP2760	\$1,491	\$1,666	+ \$297

* List prices reflect standard 29" fixed table height (leg option code 03). For alternate height options, including adjustable height, see chart below.

Half-Round



DIMENSIONS	LEG QUANTITY	STD WEIGHT	MODEL NUMBER	AB 2MM ABS EDGE BAND	MZ1 URETHANE EDGE	L610 MARKER-BOARD
24D x 48W x 29H *	4	34 lb	CLATBLHFRD2448	\$1,117	n/a	+ \$245
27D x 53W x 29H *	4	53 lb	CLATBLHFRD2753	\$1,165	\$1,340	+ \$245

* List prices reflect standard 29" fixed table height (leg option code 03). For alternate height options, including adjustable height, see chart below.

1. Model Number

EX: CLATBLHFRD2448

2. Top Finish

Standard Laminate

Group 1 laminate

[Click Here](#) to review izzy+ group 1 laminate selection.

L610 Markerboard *

See upcharge column above.

* note: edge color will default to U300 / A300 Black

Non-Standard Laminate

Call for a quote; extended lead times may apply.

3. Edge Type & Finish

AB 2mm ABS edgeband

[Click Here](#) to review izzy+ AB edgeband color selection.

MZ1 Clara knife profile urethane edge

[Click Here](#) to review izzy+ urethane color selection.

4. Leg Height Options

(add 1.2" for total table height)

03	28" fixed (std)	+ \$0
01	18" fixed	+ \$68
04	21" fixed	+ \$68
05	25" fixed	+ \$68
02	25" - 32" ht adj	+ \$238
06	18" - 25" ht adj	+ \$238

5. Leg Finish

P431 Metallic Silver (P06) std
Other Finish quote required

6. Leg Foot Option

GL Glides (std) + \$0
CS Casters (opt) + \$121
(casters not available with ht adj legs)

7. Grommets*

GM Grommets (pair) + \$83
(Grommets not available with straights ≤ 36", team, diamond, circle, d-top, or square shapes.)

8. Power*

FUP Mho Flip-up Power + \$734

9. Ganging Brackets*

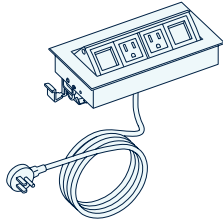
Flat ganging brackets (pair) + \$76
Flexible ganging brackets (pair) + \$76

* See Clara Options & Accessories pages for details and placement.

CLARA OPTIONS
Specifications & Pricing

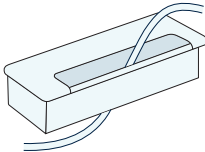
POWER MODULES, GROMMETS

Mho Flip-Up Power Module



PRODUCT DESCRIPTION	OPTION CODE	LIST PRICE
<p>Flip-Up Power Module (Mho): Bezel dimensions: 8-5/16" L x 4-7/16"W, 2 power, 2 open; grey powdercoat bezel. Standard 15amp, 72"L cord. Cut out required. Flip-Up power not available on the following shapes: Team, Diamond, Circle, D-Top, and Square.</p> <p>See chart below for placement.</p>	FUP	+ \$734

Grommets



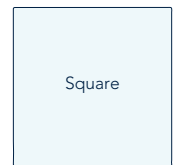
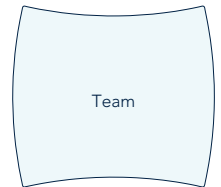
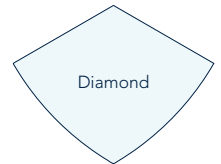
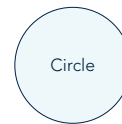
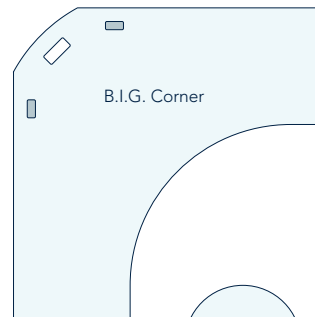
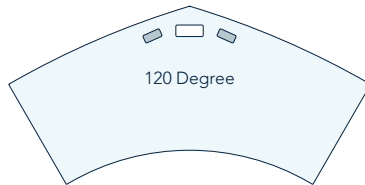
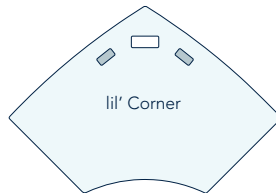
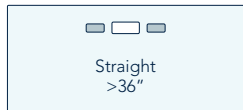
PRODUCT DESCRIPTION	OPTION CODE	LIST PRICE
<p>Rectangular Grommets: available as an option on tables longer than 36". Two black grommets (3.75" x 1.75") are installed as per drawings below. Not available with Straight tables measuring 36" or less, Team, Diamond, Circle, D-Top, or Square tables.</p> <p>See chart below for placement.</p>	GM	+ \$83 (pair)

Flip-Up Power & Grommet Placement Chart

KEY

= Flip-Up Power

= Grommet

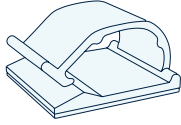


CLARA ACCESSORIES

Specifications & Pricing

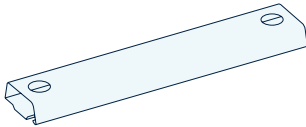
WIRE MANAGEMENT, GANGING BRACKETS

Wire Management Clips



PRODUCT DESCRIPTION	MODEL NUMBER	LIST PRICE
Wire Management Clips: Durable plastic clips manage power module cables underneath the worksurface. Clips backed with adhesive tape (5 per package, black only).	PWRWMCLIP	\$16

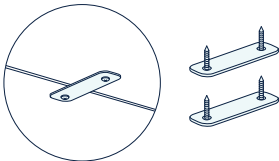
Horizontal Wire Management Trough



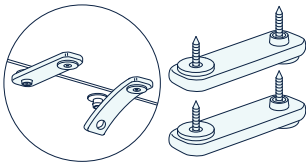
PRODUCT DESCRIPTION	TABLE DIMENSION	MODEL NUMBER	LIST PRICE
Horizontal Wire Management Trough: Extruded plastic trough carries power and data underneath worksurface. Ships in two sections to accommodate grommets and integrated power. The inside cross-sectional dimensions are 2.35"W by 1"D. Trough is fastened with adhesive tape, and allows screws to be inserted every 12" for additional hold. Available for all rectangular table widths.	34"-36"	RLNWMT36 kit = one 14" trough	\$56
	48"-60"	RLNWMT60 kit = two 14" troughs	\$111
	72"	RLNWMT72 kit = two 26" troughs	\$111

Ganging Brackets

Flat Ganging Brackets

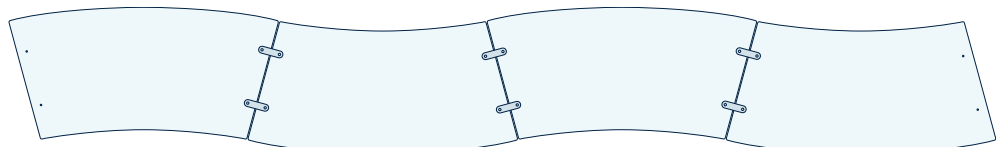


Flexible Ganging Brackets



PRODUCT DESCRIPTION	PACKAGE QTY	MODEL NUMBER	LIST PRICE
Flat ganging brackets attach to underside of connecting tables that are stationary; tools required to detach. Predrilled pilot holes are located where tables with a common depth dimension can gang together.	2 brackets	PWRFLATG	\$76 (for 2)
Flexible ganging brackets attach to underside of connecting tables that may move around; No tools required to detach. Predrilled pilot holes are located where tables with a common depth dimension can gang together.	2 brackets	PWRFLEXG	\$76 (for 2)

All Clara tables (except circle) are predrilled for ganging. Two ganging brackets (flat or flexible) are required for each connection.



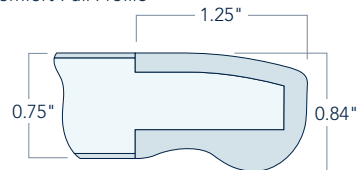
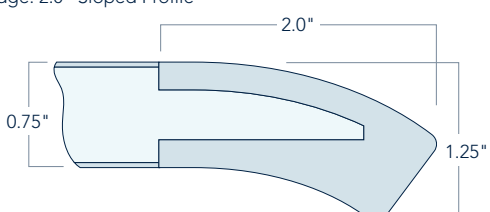
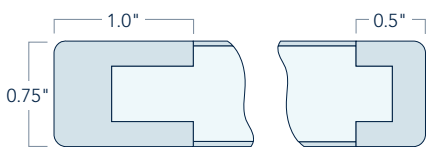
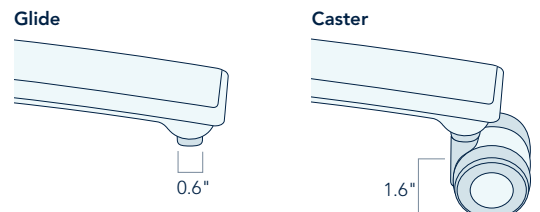
PENNY PERSONAL TABLE



PENNY PERSONAL TABLE

Specifications

STANDARDS, TOP & BASE CONSTRUCTION, EDGE, GLIDES & CASTERS, SHIPPING

<p>Standards</p>	<p>Penny Table meets or exceeds applicable ANSI/BIFMA durability and safety standards and is SCS Indoor Advantage Gold certified.</p>
<p>Top Construction</p>	<p>Penny Tops are 0.75" overall thickness, constructed with high-pressure laminate, particle board core, edged and backed with moisture-resistant coverings to form a completely sealed outside surface.</p>
<p>Base Construction</p>	<p>Penny Base consists of aluminum footer and vertical column. Model with height adjustable column available.</p>
<p>Top Edge</p> <p>Oval Top: 1.25" Comfort-Pull Profile</p>  <p>Rectangle Top: Front Edge: 2.0" Sloped Profile</p>  <p>Back & Side Edges: 1.0" & 0.5" Eased Profile</p> 	<p>Urethane Edges are standard with all Penny tops.</p> <p>Oval Top has a 1.25" comfort-pull profile around all sides.</p> <p>Rectangle Top has a 2" sloped profile on the front edge, and 1.0" and 0.5" eased profile on back and side edges, respectively.</p>
<p>Glides & Casters</p> 	<p>Glides & Casters: 0.6" dia x 0.25"h clear vinyl glides are standard. Optional 1.6" dia casters add approximately 1.75" to overall height.</p>
<p>Shipping</p>	<p>Penny Table ships assembled and individually cartoned.</p>

PENNY PERSONAL TABLE

Pricing

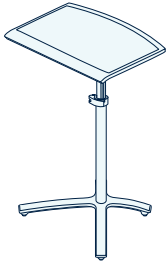
FIXED & ADJUSTABLE HEIGHT

Fixed Height Rectangle



DIMENSIONS	BASIC MODEL	LIST PRICE
15D x 20W x 26H	T69F12FH	\$877

Adjustable Height Rectangle



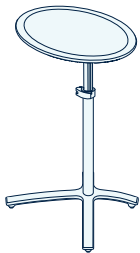
DIMENSIONS	BASIC MODEL	LIST PRICE
15D x 20W x 26-36HR	T69F12HA	\$945

Fixed Height Oval



DIMENSIONS	BASIC MODEL	LIST PRICE
15D x 20W x 26H	T69F14FH	\$877

Adjustable Height Oval



DIMENSIONS	BASIC MODEL	LIST PRICE
15D x 20W x 26-36HR	T69F14HA	\$945

1. Model Number

EX: T69F12FH

2. Top Finish

Standard Laminate

Group 1 laminate

[Click Here](#) to review izzy+ group 1 laminate selection.

Non-Standard Laminate: Call customer service for a quote; extended lead times may apply.

3. Edge Finish

Urethane

[Click Here](#) to review izzy+ urethane color selection.

4. Base Finish

[Click Here](#) to review izzy+ metal color selection.

P300 Black (P10)	std
P348 Designer White	std
P411 Alloy (P11)	std
P431 Metallic Silver (P06)	std
P623 Dover White (P07)	std
Other Finish	quote required

5. Table Options

GL glides (std)	+ \$0
CS casters *	+ \$116

* casters add 1.75" to overall height

NEMO BAR



NEMO BAR
Specifications

STANDARDS, TOPS, BASES, EDGES, GLIDES, COAT HOOKS

Standards

Nemo Bar meets or exceeds applicable ANSI/BIFMA durability and safety standards and is SCS Indoor Advantage Gold certified.

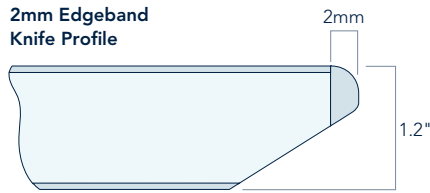
Top Construction

Nemo Bar Tops are 1.2" overall thickness, constructed with high-pressure laminate, particle board core, edged and backed with moisture-resistant coverings to form a completely sealed outside surface.

Base Construction

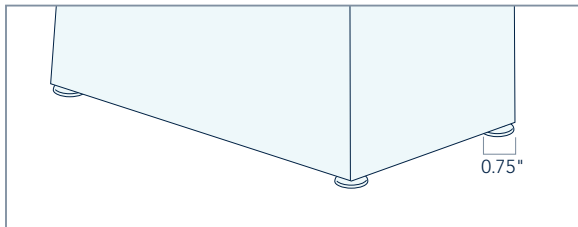
Nemo Bar Base is constructed with 14 gauge HRPO steel with powdercoat finish.

Top Edge



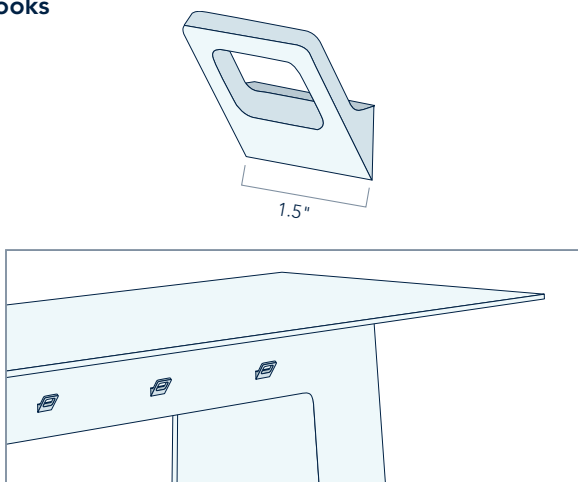
2mm ABS Edgeband (PVC-free) in knife profile is standard with all Nemo Bar Tops. Undercut is painted black.

Glides



Glides: 0.75" dia leveling glides for uneven floors. Casters are not available with Nemo Bar; this baby is too big to move around all the time.

Coat Hooks



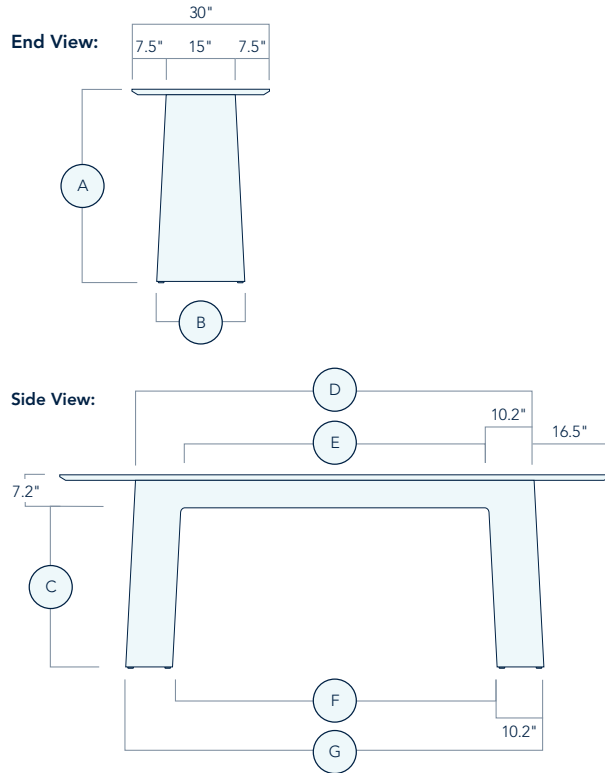
Nemo Bar comes standard with 1.5" coat hooks; 3 per side on the 96" width, and 4 per side on the 120" and 144" widths.

Nemo Bar Coat Hooks			
Bar Width:	96"	120"	144"
Hook Quantity:	3 per side, 6 total	4 per side, 8 total	4 per side, 8 total

NEMO BAR
Specifications

DIMENSIONS, SEATING, POWER OPTIONS

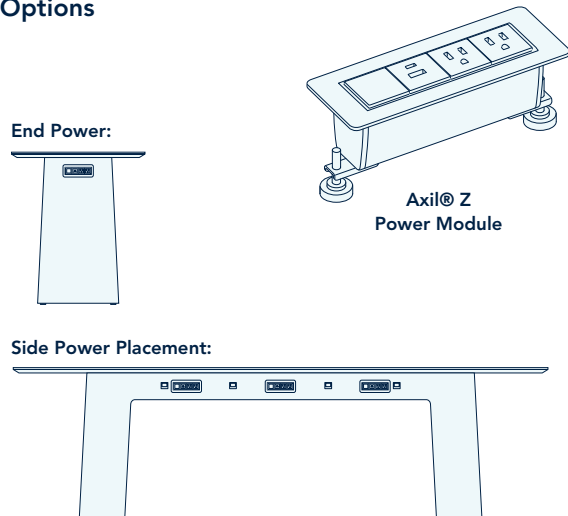
Dimensions, Seating & Leg Clearance



Nemo Bar is 30" deep and available in 8', 10' and 12' widths to seat 6, 8, and 10 people. Counter and standing heights available.

Nemo Bar Dimensions						
Height:	Counter Height			Standing Height		
A	34.2"			42.2"		
B	18.2"			19.2"		
C	27"			35"		
Width:	96"	120"	144"	96"	120"	144"
D	63"	87"	111"	63"	87"	111"
E	42.6"	66.6"	90.6"	42.6"	66.6"	90.6"
F	46"	70"	94"	46.8"	70.8"	94.8"
G	66.4"	90.4"	114.4"	67.2"	91.2"	115.2"
Seating:	6	8	10	6	8	10

Power Options



Nemo Bar is optionally equipped with **Axil@ Z power modules** on the sides, ends, or both (see chart below). All power modules are interconnected, resulting in one 10' corded infeed. Each power module is configured with 2 power, 1 USB A+C, and 1 open data window (other configurations are available, call for a quote). Hardwired power is also available. Power faceplates/bezels match base paint finish selection.

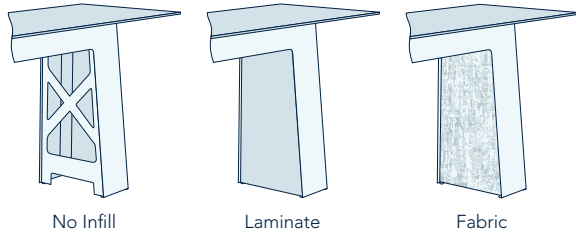
Nemo Bar Power Units			
Bar Width:	96"	120"	144"
Side Power:	2 per side, 4 total	3 per side, 6 total	3 per side, 6 total
End Power:	1 per end, 2 total		

NEMO BAR

Specifications

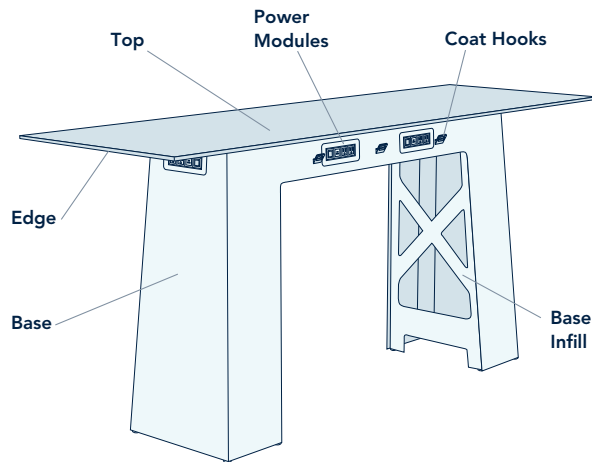
FINISHES, INFILL OPTIONS, SHIPPING

Base Infill Options



Base Infill Options include laminate, fabric or no infill.

Finish Selection



Nemo Bar Finish Selection: There are four Nemo Bar components that require finish selections. Power module faceplates and coat hooks are the same finish as the base.

[Click Here](#) to review all current izzy+ Product Group colors and finishes.

Nemo Bar Finish Selection	Laminate	2mm ABS Edgeband	Metal Powdercoat	Fabric
Top	•			
Edge		•		
Base			•	
Base Infill	•		• (no infill, same as base)	•
Coat Hooks			• (same as base)	
Power Modules			• (same as base)	

Shipping & Assembly

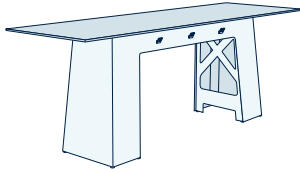
Nemo Bar ships knocked down and requires assembly.

NEMO BAR

Pricing

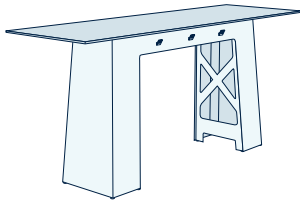
COUNTER/STANDING HEIGHTS

34" Counter Height



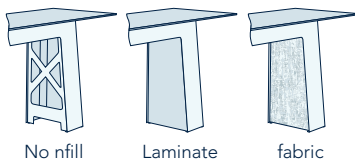
DIMENSIONS	MODEL #	LIST PRICE	POWER OPTIONS						
			NO POWER	CORDED			HARDWIRED		
				SS SIDES ONLY	SE ENDS ONLY	SB SIDES & ENDS	CS SIDES ONLY	CE ENDS ONLY	CB SIDES & ENDS
34D x 96W x 34H	NEM3096CH	\$9,405	+ 0	+ 3878	+ 2273	+ 5749	+ 4011	+ 2407	+ 5883
34D x 120W x 34H	NEM30120CH	\$10,388	+ 0	+ 5749	+ 2273	+ 7621	+ 5883	+ 2407	+ 7754
34D x 120W x 34H	NEM30144CH	\$11,651	+ 0	+ 5749	+ 2273	+ 7621	+ 5883	+ 2407	+ 7754

42" Standing Height



DIMENSIONS	MODEL #	LIST PRICE	POWER OPTIONS						
			NO POWER	CORDED			HARDWIRED		
				SS SIDES ONLY	SE ENDS ONLY	SB SIDES & ENDS	CS SIDES ONLY	CE ENDS ONLY	CB SIDES & ENDS
34D x 96W x 42H	NEM3096BH	\$9,546	+ 0	+ 3878	+ 2273	+ 5749	+ 4011	+ 2407	+ 5883
34D x 120W x 42H	NEM30120BH	\$10,528	+ 0	+ 5749	+ 2273	+ 7621	+ 5883	+ 2407	+ 7754
34D x 120W x 42H	NEM30144BH	\$11,792	+ 0	+ 5749	+ 2273	+ 7621	+ 5883	+ 2407	+ 7754

Base Infill Options



No infill

Laminate

fabric

NEMO BAR BASE INFILL OPTIONS						
HEIGHT	NO INFILL	LAMINATE	FABRIC			
			GRADE 1 /COM	GRADE 2	GRADE 3	COM FABRIC ALLOWANCE
34" COUNTER HEIGHT	+ 0	+ 936	+ 669	+ 736	+ 802	1.5 yards
42" STANDING HEIGHT	+ 0	+ 1069	+ 736	+ 802	+ 870	1.5 yards

1. Model Number

EX: NEM3096CH

2. Top Finish

Standard Laminate

Group 1 laminate

[Click Here](#) to review izzy+ group 1 laminate selection.

Non-Standard Laminate

Call customer service for a quote; extended lead times may apply.

3. Edge Finish

AB 2mm ABS Edgeband

[Click Here](#) to review izzy+ AB edgeband color selection.

4. Base Finish

[Click Here](#) to review izzy+ metal color selection.

P300 Black (P10)	std
P348 Designer White	std
P411 Alloy (P11)	std
P431 Metallic Silver (P06)	std
P623 Dover White (P07)	std
Other Finish	quote required

5. Base Infill

(see upcharge columns above)

No Infill: metal matches base selection.

Laminate Infill: see step 2 for laminate selection.

Fabric Infill:

(see upcharge columns above)

grades 1, 2 & 3 or COM

[Click Here](#) to review izzy+ panel fabric selection.

COM (customer's own material)

requirements: vertical grade, 66" standard roll width. fabric must be backed. fabric allowance is 1.5 yards per bar. If COM fabrics do not meet the noted requirements, the order will be processed as a custom request.

6. Power

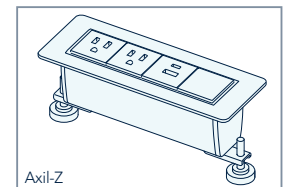
Axil® Z power modules

(see upcharge columns above)

side power, end power or both.

Faceplate finish matches base.

2 power/1 USB A+C/1 open



Axil-Z

NEMO TRELLIS



NEMO TRELLIS

Specifications

STANDARDS, FRAME CONSTRUCTION, GLIDES, CONFIGURATIONS

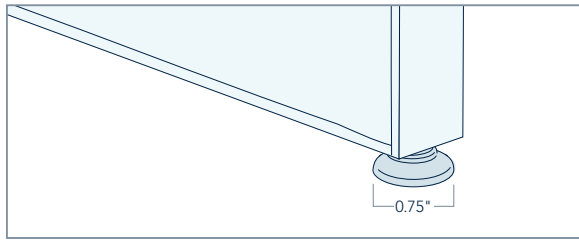
Standards

Nemo Trellis is SCS Indoor Advantage Gold™ certified.

Frame Construction

Nemo Trellis Frames are constructed with powder coated extruded aluminum.

Glides



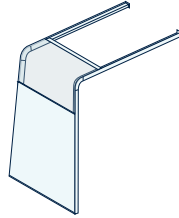
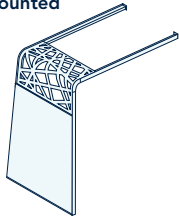
Glides: 0.75" dia leveling for uneven floors. Casters are not available with Nemo Trellis.

Configurations

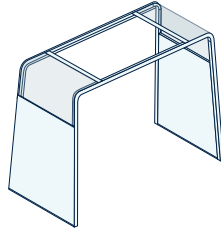
Lattice Upper Panel

3Form Varia Ecoresin Upper Panel

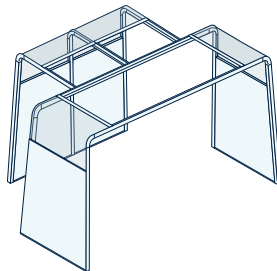
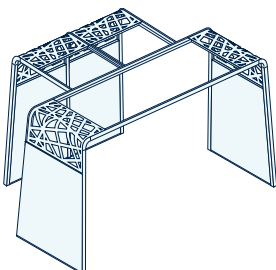
1-Sided Wall Mounted



2-Sided Free Standing



3-Sided Free Standing



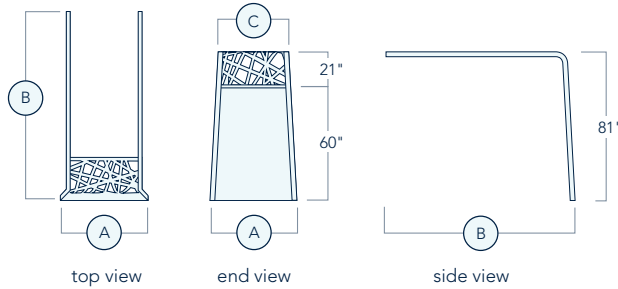
Nemo Trellis is available in 3 different configurations that offer the flexibility to create spaces unique to your requirements.

NEMO TRELLIS

Specifications

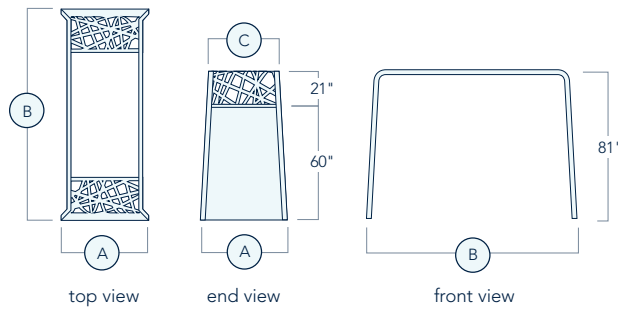
DIMENSIONS

1-Sided, Wall Mounted Dimensions



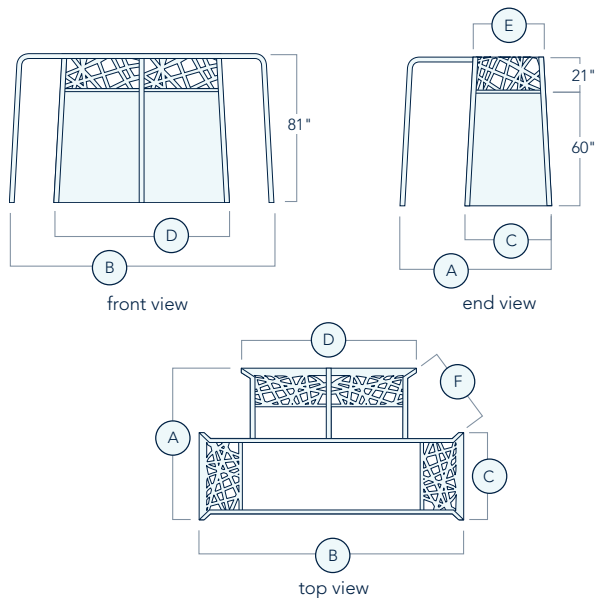
1-Sided, Wall Mounted			
Model#	A (depth)	B (width)	C
NEMWM4884	48"	84"	40"
NEMWM48108	48"	108"	40"
NEMWM6084	60"	84"	52"
NEMWM60108	60"	108"	52"

2-Sided, Freestanding Dimensions



2-Sided, Freestanding			
Model#	A (depth)	B (width)	C
NEMFS48120	48"	120"	40"
NEMFS60120	60"	120"	52"

3-Sided, Freestanding Dimensions



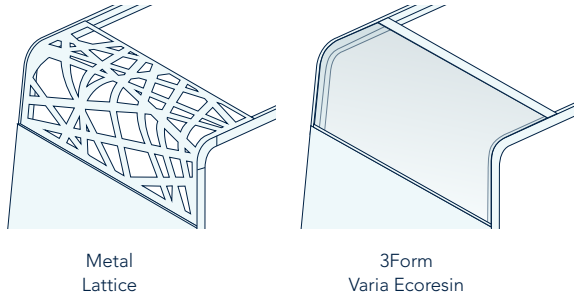
3-Sided, Freestanding						
Model#	A (depth)	B (width)	C	D	E	F
NEM3S48144	85"	144"	48"	96"	40"	41"
NEM3348168	85"	168"	48"	96"	40"	48"
NEM3S48192	85"	192"	48"	120"	40"	48"
NEM3S60144	96"	144"	60"	96"	52"	40"
NEM3360168	96"	168"	60"	96"	52"	48"
NEM3S60192	96"	192"	60"	120"	52"	47"

NEMO TRELLIS

Specifications

MATERIAL & INFILL OPTIONS, FINISH SELECTION, SHIPPING

Upper Panel Material Options



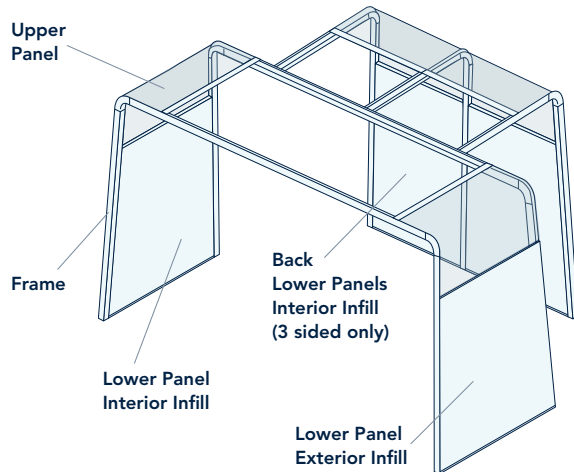
Upper Panel is available in either metal lattice (constructed with 14 gauge CRS) which is powder coated to match the frame, or 3Form Varia Ecoresin.

Lower Panel Infill Options



Lower Panel Infill options include laminate (std), L610 Markerboard, or fabric. Specify both interior and exterior infill (for 3-sided Trellis, also specify back interior panel infill).

Finish Selection



Nemo Trellis Finish Selection: Depending on your configuration, there are up to five Nemo Trellis components that require finish selections.

[Click Here](#) to review all current izzy+ Product Group colors and finishes.

Nemo Trellis Finish Selection					
	Metal	3Form Varia Ecoresin	High-Pressure Laminate	L610 Markerboard	Fabric
Frame	•				
Upper Panel	• (lattice, same as frame)	•			
Lower Panel Interior Infill			•	•	•
Lower Panel Exterior Infill			•	•	•
Back Lower Panels Interior Infill (3-sided only)			•	•	•

Shipping & Assembly

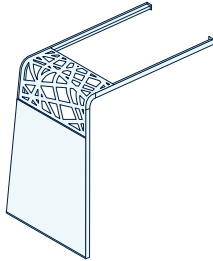
Nemo Trellis ships knocked down and requires assembly.

NEMO TRELLIS

Pricing

METAL LATTICE UPPER, 1-SIDED

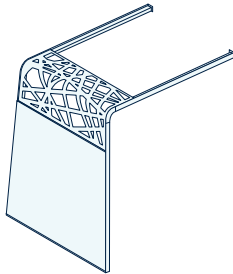
Metal Lattice Upper
1-Sided Wall-Mounted
48" Panel Depth



DIMENSIONS	MODEL #	LIST PRICE
48D x 84W x 81H	NEMWM4884LAT	\$9,099
48D x 108W x 81H	NEMWM48108LAT	\$9,239

48" LOWER PANEL INFILL OPTIONS (SELECT INTERIOR & EXTERIOR INFILLS)						
	GROUP 1 LAMINATE (STD)	L610 MARKER-BOARD	FABRIC GRADE 1 /COM	FABRIC GRADE 2	FABRIC GRADE 3	COM FABRIC ALLOWANCE
INTERIOR PANEL:	+ 0	+ 217	+ 1,057	+ 1,256	+ 1,658	2 yds
EXTERIOR PANEL:	+ 0	+ 217	+ 1,057	+ 1,256	+ 1,658	2 yds

Metal Lattice Upper
1-Sided Wall-Mounted
60" Panel Depth



DIMENSIONS	MODEL #	LIST PRICE
60D x 84W x 81H	NEMWM6084LAT	\$9,822
60D x 108W x 81H	NEMWM60108LAT	\$9,963

60" LOWER PANEL INFILL OPTIONS (SELECT INTERIOR & EXTERIOR INFILLS)						
	GROUP 1 LAMINATE (STD)	L610 MARKER-BOARD	FABRIC GRADE 1 /COM	FABRIC GRADE 2	FABRIC GRADE 3	COM FABRIC ALLOWANCE
INTERIOR PANEL:	+ 0	+ 236	+ 1,057	+ 1,256	+ 1,658	2 yds
EXTERIOR PANEL:	+ 0	+ 236	+ 1,057	+ 1,256	+ 1,658	2 yds

1. Model Number

EX: NEMWM4884LAT

2. Frame & Lattice Finish

[Click Here](#) to review izzy+ metal finish selection.

P300 Black (P10)	std
P348 Designer White	std
P411 Alloy (P11)	std
P431 Metallic Silver (P06)	std
P623 Dover White (P07)	std
Other Finish	quote required

3. Panel Infills

Make two infill selections as per above charts. Please request a quote if different infill configuration is required.

Standard laminate Infill

Group 1 laminate
[Click Here](#) to review izzy+ group 1 laminate selection.

Non-Standard laminate Infill

Call customer service for a quote; extended lead times may apply

L610 Markerboard Infill

(see upcharge columns above)

Fabric Infill

(see upcharge columns above)
 Grades 1, 2 & 3 or COM
[Click Here](#) to review izzy+ fabric selection.

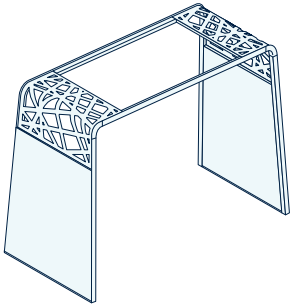
COM (customer's own material)
 requirements: vertical grade, 66" standard roll width. fabric must be backed. see above charts for fabric allowance per configuration. if COM fabrics do not meet the noted requirements, the order will be processed as a custom request.

NEMO TRELLIS

Pricing

METAL LATTICE UPPER, 2-SIDED

48" Depth

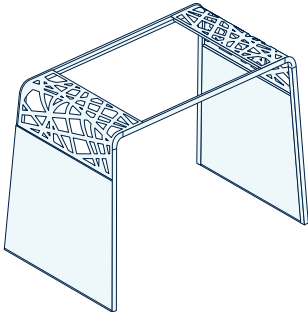


DIMENSIONS	MODEL #	LIST PRICE
48D x 120W x 81H	NEMFS48120LAT	\$14,788

48" LOWER PANEL INFILL OPTIONS (SELECT INTERIOR & EXTERIOR INFILLS)*						
	LAMINATE (STD)	L610 MARKER-BOARD	FABRIC GRADE 1 /COM	FABRIC GRADE 2	FABRIC GRADE 3	COM FABRIC ALLOWANCE
INTERIOR L & R PANELS*:	+ 0	+ 433	+ 2,113	+ 2,512	+ 3,315	4 yds
EXTERIOR L & R PANELS*:	+ 0	+ 433	+ 2,113	+ 2,512	+ 3,315	4 yds

*infill pricing includes both L & R panels

60" Depth



DIMENSIONS	MODEL #	LIST PRICE
60D x 120W x 81H	NEMFS60120LAT	\$16,332

60" LOWER PANEL INFILL OPTIONS (SELECT INTERIOR & EXTERIOR INFILLS)						
	LAMINATE (STD)	L610 MARKER-BOARD	FABRIC GRADE 1 /COM	FABRIC GRADE 2	FABRIC GRADE 3	COM FABRIC ALLOWANCE
INTERIOR L & R PANELS*:	+ 0	+ 473	+ 2,113	+ 2,512	+ 3,315	4 yds
EXTERIOR L & R PANELS*:	+ 0	+ 473	+ 2,113	+ 2,512	+ 3,315	4 yds

*infill pricing includes both L & R panels

1. Model Number

EX: NEMFS60120LAT

2. Frame & Lattice Finish

[Click Here](#) to review izzy+ metal finish selection.

P300 Black (P10)	std
P348 Designer White	std
P411 Alloy (P11)	std
P431 Metallic Silver (P06)	std
P623 Dover White (P07)	std
Other Finish	quote required

3. Lower Panel Infills

Make two infill selections as per above charts. Please request a quote if a different infill configuration is required.

Standard laminate Infill

Group 1 laminate
[Click Here](#) to review izzy+ group 1 laminate selection.

Non-Standard laminate Infill

Call customer service for a quote; extended lead times may apply

L610 Markerboard Infill

(see upcharge columns above)

Fabric Infill

(see upcharge columns above)
 grades 1, 2 & 3 or COM
[Click Here](#) to review izzy+ fabric selection.

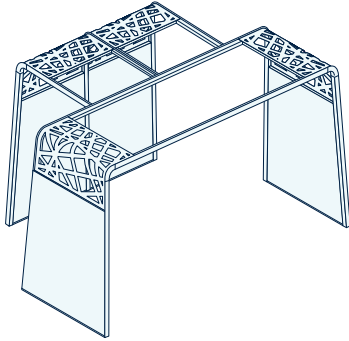
COM (customer's own material)
 requirements: vertical grade, 66" standard roll width. fabric must be backed. see above charts for fabric allowance per configuration. if COM fabrics do not meet the noted requirements, the order will be processed as a custom request.

NEMO TRELLIS

Pricing

METAL LATTICE UPPER, 3-SIDED

85" Depth

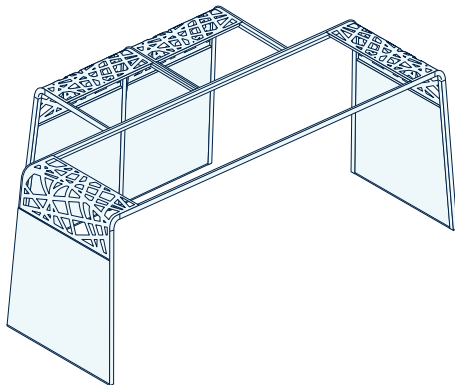


DIMENSIONS	L & R PANEL WIDTH	BACK PANEL WIDTH	MODEL #	LIST PRICE
85D x 144W x 81H	48"	96"	NEM3S48144LAT	\$37,695
85D x 168W x 81H	48"	96"	NEM3S48168LAT	\$37,836
85D x 192W x 81H	48"	120"	NEM3S48192LAT	\$38,902

48" LOWER PANEL INFILL OPTIONS (3 SELECTIONS)						
	LAMINATE (STD)	L610 MARKER-BOARD	FABRIC GRADE 1 /COM	FABRIC GRADE 2	FABRIC GRADE 3	COM FABRIC ALLOWANCE
INTERIOR L & R: PANELS*:	+ 0	+ 906	+ 4,226	+ 5,026	+ 6,630	4 yds
INTERIOR BACK PANELS:	+ 0	+ 906	+ 4,226	+ 5,026	+ 6,630	4 yds
EXTERIOR ALL PANELS:	+ 0	+ 1,812	+ 8,452	+ 10,052	+ 13,260	8 yds

*pricing includes both L & R panels

96" Depth



DIMENSIONS	L & R PANEL WIDTH	BACK PANEL WIDTH	MODEL #	LIST PRICE
96D x 144W x 81H	60"	96"	NEM3S60144LAT	\$39,392
96D x 168W x 81H	60"	96"	NEM3S60168LAT	\$39,606
96D x 192W x 81H	60"	120"	NEM3S60192LAT	\$40,452

60" LOWER PANEL INFILL OPTIONS (3 SELECTIONS)						
	LAMINATE (STD)	L610 MARKER-BOARD	FABRIC GRADE 1 /COM	FABRIC GRADE 2	FABRIC GRADE 3	COM FABRIC ALLOWANCE
INTERIOR L & R PANELS*:	+ 0	+ 945	+ 4,226	+ 5,026	+ 6,630	4 yds
INTERIOR BACK PANEL:	+ 0	+ 945	+ 4,226	+ 5,026	+ 6,630	4 yds
EXTERIOR ALL PANELS:	+ 0	+ 1,890	+ 8,452	+ 10,052	+ 13,260	8 yds

*pricing includes both L & R panels

1. Model Number

EX: NEM3S60144LAT

2. Frame & Lattice Finish

[Click Here](#) to review izzy+ metal finish selection.

P300 Black (P10)	std
P348 Designer White	std
P411 Alloy (P11)	std
P431 Metallic Silver (P06)	std
P623 Dover White (P07)	std
Other Finish	quote required

3. Lower Panel Infills

Make three infill selections as per above charts. Please request a quote if a different infill configuration is required.

Standard laminate Infill

Group 1 laminate
[Click Here](#) to review izzy+ group 1 laminate selection.

Non-Standard laminate Infill

Call customer service for a quote; extended lead times may apply

L610 Markerboard Infill

(see upcharge columns above)

Fabric Infill

(see upcharge columns above)
 grades 1, 2 & 3 or COM
[Click Here](#) to review izzy+ fabric selection.

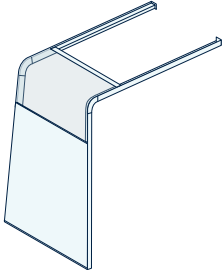
COM (customer's own material)
 requirements: vertical grade, 66" standard roll width. fabric must be backed. see above charts for fabric allowance per configuration. if COM fabrics do not meet the noted requirements, the order will be processed as a custom request.

NEMO TRELLIS

Pricing

3FORM VARIA ECORESIN UPPER, 1-SIDED

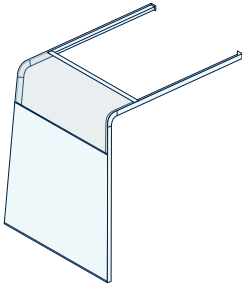
48" Depth



DIMENSIONS	MODEL #	LIST PRICE
48D x 84W x 81H	NEMWM48843F	\$15,416
48D x 108W x 81H	NEMWM481083F	\$15,556

48" LOWER PANEL INFILL OPTIONS (SELECT INTERIOR & EXTERIOR INFILLS)						
	GROUP 1 LAMINATE (STD)	L610 MARKER-BOARD	FABRIC GRADE 1 /COM	FABRIC GRADE 2	FABRIC GRADE 3	COM FABRIC ALLOWANCE
INTERIOR PANEL:	+ 0	+ 217	+ 1,057	+ 1,256	+ 1,658	2 yds
EXTERIOR PANEL:	+ 0	+ 217	+ 1,057	+ 1,256	+ 1,658	2 yds

60" Depth



DIMENSIONS	MODEL #	LIST PRICE
60D x 84W x 81H	NEMWM60843F	\$16,797
60W x 108 x 81H	NEMWM601083F	\$16,938

60" LOWER PANEL INFILL OPTIONS (SELECT INTERIOR & EXTERIOR INFILLS)						
	GROUP 1 LAMINATE (STD)	L610 MARKER-BOARD	FABRIC GRADE 1 /COM	FABRIC GRADE 2	FABRIC GRADE 3	COM FABRIC ALLOWANCE
INTERIOR PANEL:	+ 0	+ 236	+ 1,057	+ 1,256	+ 1,658	2 yds
EXTERIOR PANEL:	+ 0	+ 236	+ 1,057	+ 1,256	+ 1,658	2 yds

1. Model Number

EX: NEMWM601083F

2. Frame Finish

[Click Here](#) to review izzy+ metal finish selection.

P300 Black (P10)	std
P348 Designer White	std
P411 Alloy (P11)	std
P431 Metallic Silver (P06)	std
P623 Dover White (P07)	std
Other Finish	quote required

3. Upper Finish

3Form Varia Ecoresin

[Click Here](#) to review izzy+ Varia Ecoresin selection.

4. Lower Panel Infills

Make two infill selections as per above charts. Please request a quote if a different infill configuration is required.

Standard laminate Infill

Group 1 laminate

[Click Here](#) to review izzy+ group 1 laminate selection.

Non-Standard laminate Infill

Call customer service for a quote; extended lead times may apply.

L610 Markerboard Infill

(see upcharge columns above)

Fabric Infill

(see upcharge columns above) grades 1, 2 & 3 or COM
[Click Here](#) to review izzy+ fabric selection.

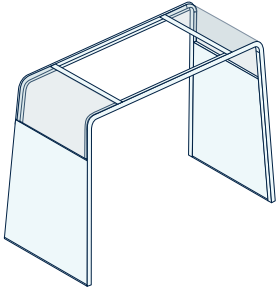
COM (customer's own material) requirements: vertical grade, 66" standard roll width. fabric must be backed. see above charts for fabric allowance per configuration. if COM fabrics do not meet the noted requirements, the order will be processed as a custom request.

NEMO TRELLIS

Pricing

3FORM VARIA ECORESIN UPPER, 2-SIDED

48" Depth

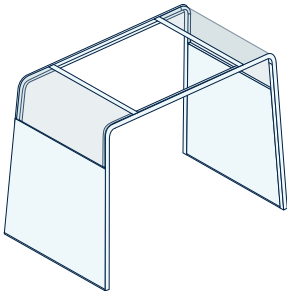


DIMENSIONS	MODEL #	LIST PRICE
48D x 120W x 81H	NEMFS481203F	\$23,212

48" LOWER PANEL INFILL OPTIONS (SELECT INTERIOR & EXTERIOR INFILLS)*						
	LAMINATE (STD)	L610 MARKER-BOARD	FABRIC GRADE 1 /COM	FABRIC GRADE 2	FABRIC GRADE 3	COM FABRIC ALLOWANCE
INTERIOR L & R PANELS*:	+ 0	+ 433	+ 2,113	+ 2,512	+ 3,315	4 yds
EXTERIOR L & R PANELS*:	+ 0	+ 433	+ 2,113	+ 2,512	+ 3,315	4 yds

*infill pricing includes both L & R panels

60" Depth



DIMENSIONS	MODEL #	LIST PRICE
60D x 120W x 81H	NEMFS601203F	\$25,631

60" LOWER PANEL INFILL OPTIONS (SELECT INTERIOR & EXTERIOR INFILLS)						
	LAMINATE (STD)	L610 MARKER-BOARD	FABRIC GRADE 1 /COM	FABRIC GRADE 2	FABRIC GRADE 3	COM FABRIC ALLOWANCE
INTERIOR L & R PANELS*:	+ 0	+ 473	+ 2,113	+ 2,512	+ 3,315	4 yds
EXTERIOR L & R PANELS*:	+ 0	+ 473	+ 2,113	+ 2,512	+ 3,315	4 yds

*infill pricing includes both L & R panels

1. Model Number

EX: NEMWM601083F

2. Frame Finish

[Click Here](#) to review izzy+ metal finish selection.

P300 Black (P10)	std
P348 Designer White	std
P411 Alloy (P11)	std
P431 Metallic Silver (P06)	std
P623 Dover White (P07)	std
Other Finish	quote required

3. Upper Finish

3Form Varia Ecoresin

[Click Here](#) to review izzy+ Varia Ecoresin selection.

4. Lower Panel Infills

Make two infill selections as per above charts. Please request a quote if a different infill configuration is required.

Standard laminate Infill

Group 1 laminate

[Click Here](#) to review izzy+ group 1 laminate selection.

Non-Standard laminate Infill

Call customer service for a quote; extended lead times may apply.

L610 Markerboard Infill

(see upcharge columns above)

Fabric Infill

(see upcharge columns above) grades 1, 2 & 3 or COM
[Click Here](#) to review izzy+ fabric selection.

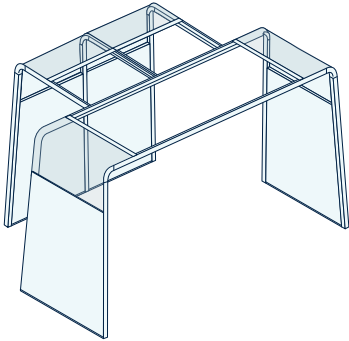
COM (customer's own material) requirements: vertical grade, 66" standard roll width. fabric must be backed. see above charts for fabric allowance per configuration. if COM fabrics do not meet the noted requirements, the order will be processed as a custom request.

NEMO TRELLIS

Pricing

3FORM VARIA ECORESIN UPPER, 3-SIDED

85" Depth



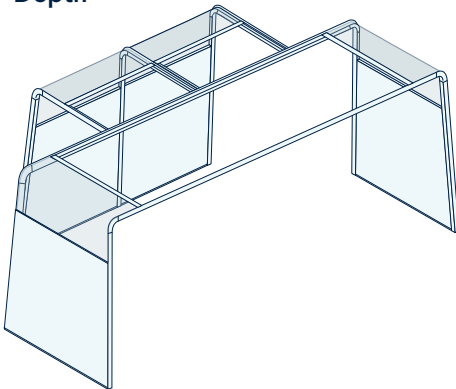
DIMENSIONS	L & R PANEL WIDTH	BACK PANEL WIDTH	MODEL #	LIST PRICE
85D x 144W x 81H	48"	96"	NEM3S481443F	\$54,542
85D x 168W x 81H	48"	96"	NEM3S481683F	\$54,682
85D x 192W x 81H	48"	120"	NEM3S481923F	\$56,626

48" LOWER PANEL INFILL OPTIONS (3 SELECTIONS)

	LAMINATE (STD)	L610 MARKER-BOARD	FABRIC GRADE 1 /COM	FABRIC GRADE 2	FABRIC GRADE 3	COM FABRIC ALLOWANCE
INTERIOR L & R: PANELS*:	+ 0	+ 906	+ 4,226	+ 5,026	+ 6,630	4 yds
INTERIOR BACK PANELS:	+ 0	+ 906	+ 4,226	+ 5,026	+ 6,630	4 yds
EXTERIOR ALL PANELS:	+ 0	+ 1,812	+ 8,452	+ 10,052	+ 13,260	8 yds

*pricing includes both L & R panels

96" Depth



DIMENSIONS	L & R PANEL WIDTH	BACK PANEL WIDTH	MODEL #	LIST PRICE
96D x 144W x 81H	60"	96"	NEM3S601443F	\$57,116
96D x 168W x 81H	60"	96"	NEM3S601683F	\$57,330
96D x 192W x 81H	60"	120"	NEM3S601923F	\$59,052

60" LOWER PANEL INFILL OPTIONS (3 SELECTIONS)

	LAMINATE (STD)	L610 MARKER-BOARD	FABRIC GRADE 1 /COM	FABRIC GRADE 2	FABRIC GRADE 3	COM FABRIC ALLOWANCE
INTERIOR L & R PANELS*:	+ 0	+ 945	+ 4,226	+ 5,026	+ 6,630	4 yds
INTERIOR BACK PANEL:	+ 0	+ 945	+ 4,226	+ 5,026	+ 6,630	4 yds
EXTERIOR ALL PANELS:	+ 0	+ 1,890	+ 8,452	+ 10,052	+ 13,260	8 yds

*pricing includes both L & R panels

1. Model Number

EX: NEMWM601083F

2. Frame Finish

[Click Here](#) to review izzy+ metal finish selection.

P300 Black (P10)	std
P348 Designer White	std
P411 Alloy (P11)	std
P431 Metallic Silver (P06)	std
P623 Dover White (P07)	std
Other Finish	quote required

3. Upper Finish

3Form Varia Ecoresin

[Click Here](#) to review izzy+ Varia Ecoresin selection.

4. Lower Panel Infills

Make three infill selections as per above charts. Please request a quote if a different infill configuration is required.

Standard laminate Infill

Group 1 laminate

[Click Here](#) to review izzy+ group 1 laminate selection.

Non-Standard laminate Infill

Call customer service for a quote; extended lead times may apply.

L610 Markerboard Infill

(see upcharge columns above)

Fabric Infill

(see upcharge columns above) grades 1, 2 & 3 or COM

[Click Here](#) to review izzy+ fabric selection.

COM (customer's own material) requirements: vertical grade, 66" standard roll width. fabric must be backed. see above charts for fabric allowance per configuration. if COM fabrics do not meet the noted requirements, the order will be processed as a custom request.

DEWEY COLLECTION



DEWEY COLLECTION

Overview



Dewey inspires better approaches to teaching and learning, wherever they take place. Sure, learning happens in classrooms. It also happens in offices, homes and in-between spaces. Four key factors in learning dynamics are constantly shifting and interacting: students, technology, space, and pedagogy. Dewey leverages great design to create as much synergy as possible among them.

Dewey was designed to earn top marks in four critical areas:

Flexibility: Today's varied teaching and learning styles call for furniture that can quickly and easily shift into different configurations, whether the focus is on the instructor, on student collaboration, or on a distance learning screen.

Durability: To withstand the rigors of frequent rearranging and constant use, Dewey was designed with long-lasting materials and components, from cast and extruded aluminum bases to urethane edges.

Technology Supporting: Products are designed to support changing technology for long-term relevancy.

Timeless Design: Furniture this flexible, durable, and technology-friendly calls for a clean design that will continue looking relevant throughout its long life.

DEWEY COLLECTION
Statement of Line
Training Table


Training Table: rectangular fixed or flip-top, multiple fixed-heights, pin and crank-height adjustable with C-legs or T-Legs.

6-Top Collaborative Table


6-Top Collaborative Table: exclusive 6-Top shape with C-legs, available in multiple heights.

X-Base Companion Table


X-Base Companion Table: round and square with X-base available in multiple heights.

**Lectern & Buddy
Helpdesk**


Lectern & Buddy: mobile, height-adjustable lectern with or without storage; rack unit storage and vent/fan available.storage and space definer

Helpdesk: seated-height or standing-height versions, with fixed-height, pin-height, crank-height or electric-height adjustment options. Multiple pre-configured storage options with optional technology rack.

**Connection Cart
Technology Cart**


Connection Cart & Technology Cart: highly mobile half or full-length markerboard and tackable surfaces; technology-supporting carts with storage cabinet.

**Media Cabinet
Bookshelf**


Media Cabinet: high-capacity storage with locks keeps items stored, secure, and out of the way.

Bookshelf: free-standing or wall-mounted storage and space definer

DEWEY TRAINING TABLE



DEWEY TRAINING TABLE

Specifications

STANDARDS, TOPS, SIZES, EDGE OPTIONS

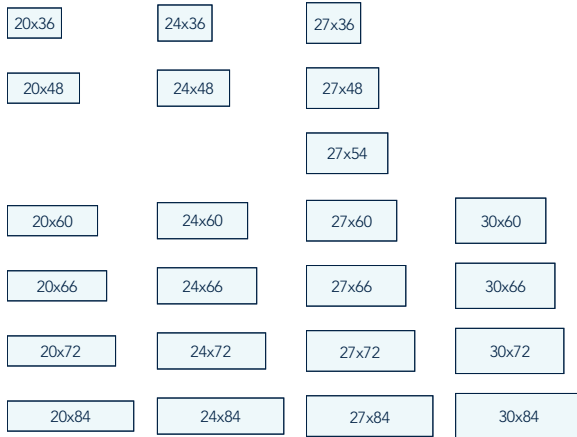
Standards

Meets or exceeds applicable ANSI/BIFMA durability and safety standards and is SCS Indoor Advantage Gold certified

Top Construction

Dewey Training Table Tops are 1.2" overall thickness, constructed with high-pressure laminate, 1.125" particle board core, edged and backed with moisture-resistant coverings to form a completely sealed outside surface. 60"L and above tables have steel support channel to promote level worksurface. Training Tables are available in rectangular shape only. Grain direction runs width (long dimension) of table top.


Size Options




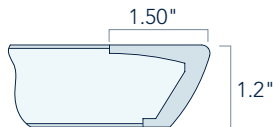
Dewey Training Tables are available in rectangles ranging from 20x36" to 30x84" in size.

Edge Options

Model: AB
2mm ABS Edgeband



Model: MZ3
Clara Knife Profile Urethane Edge



Plan View

ABS edgeband: Model AB 2mm thick ABS edgeband available with all Training Tables.

Urethane Edge: Model MZ3 Clara knife profile urethane edge available with most Training Tables.

DEWEY TRAINING TABLE

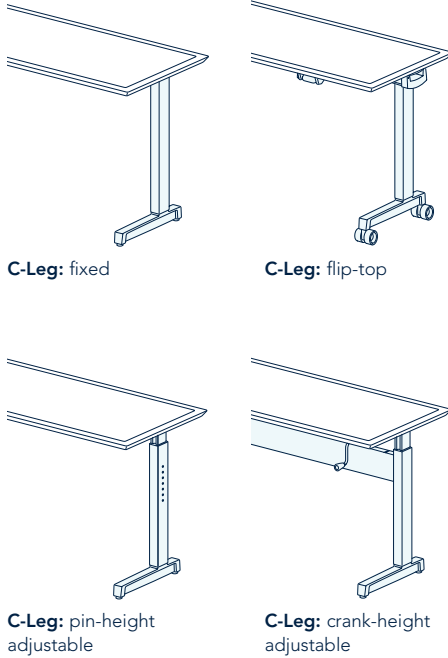
Specifications

LEG CONSTRUCTION, LEG TYPES

Leg Construction

Dewey Training Table legs are extruded aluminum with a cast aluminum foot.

C-Legs

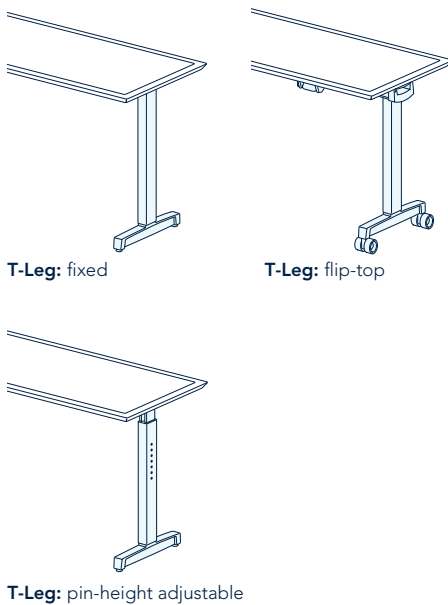


C-Legs are available for Training Tables in four fixed heights, manual pin-height adjustable, crank-height adjustable or flip-top. The 20" and 24" deep tables have an 18" foot, and the 27"D tables have a 24" foot. The crank-height option is not available on the 20"D or the 30"D C-Leg tables. The 30" deep table bases have a 24"D foot. For crank-height adjustable tables, 12 crank revolutions yield 1" of height adjustment.

C-Leg Heights	Standard Height	Optional Heights
Fixed	29"	18", 21" & 25"
Flip-Top	29"	n/a
Crank-Height Adj.	27"-37"	n/a
Manual Pin-Height Adj.	27"-33"	18"-24" *

* casters not available with 18"-24" pin-height range

T-Legs



T-Legs are available for training tables in four fixed heights, manual pin-height adjustable or flip-top. The 20" and 24" deep tables have an 18" foot, and the 27"D and 30"D table bases have a 24" foot.

T-Leg Heights	Standard Height	Optional Heights
Fixed	29"	18", 21" & 25"
Flip-Top	29"	n/a
Manual Pin-Height Adj.	27"-33"	18"-24" *

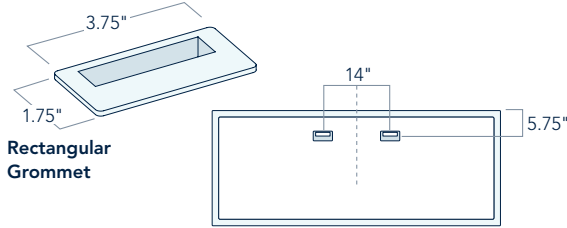
* casters not available with 18"-24" pin-height range

DEWEY TRAINING TABLE

Specifications

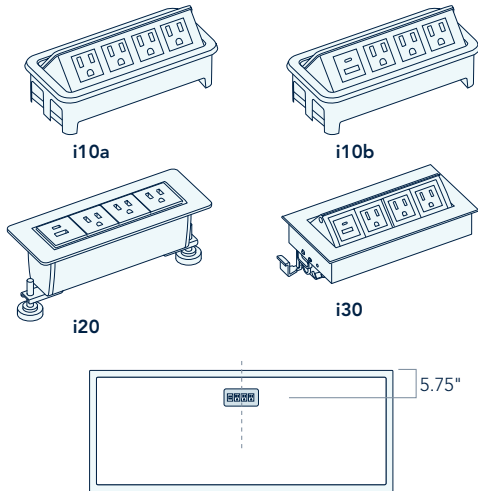
GROMMETS, POWER MODULES, GLIDES & CASTERS

Grommets



Grommets are available as an option on Training Tables longer than 36". Two black rectangular grommets (3.75" L x 1.75" D) are installed at rear-left and right, 14" apart on center. Each Grommet includes a liner and cover.

Power Modules



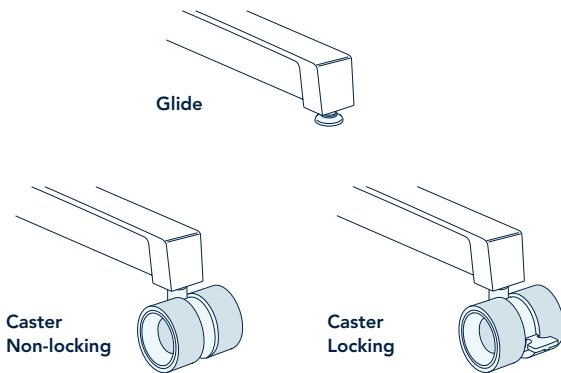
Power Modules are available as an option with all Training Tables and are centered at 5.75" from the back edge of the table top.

Available Power Modules include the following:

- i10 Nacre:** i10a: 4 power
i10b: 3 power, 1 USB A+C
- i20 Axil Z:** 3 power, 1 USB A+C
- i30 Mho:** 3 power, 1 USB A+C

Please see Table Power section for details, configuration options and pricing.

Glides & Casters



Glides: 0.75" leveling for uneven floors. Standard on all training tables except optional for Flip-Top.

Casters: Optional on all Training Tables, except standard for Flip-Top and not available with 18"-24" manual pin-height adjustable. 2.4" dia dual wheel; each model contains two locking and two non-locking. Two-tone caster: charcoal with cool-grey interior.

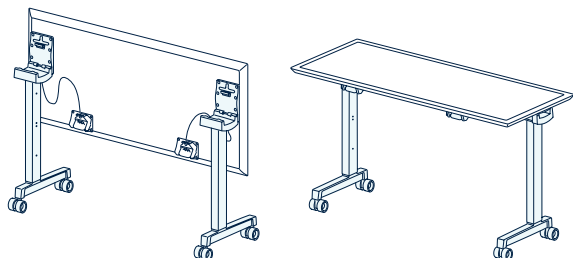
Glides/Casters Availability T-Leg & C-Leg	Table Height	Glides	Casters
Fixed Height	18"	standard	optional
	21"	standard	optional
	25"	standard	optional
	29"	standard	optional
Flip-Top	29"	optional	standard
Manual Pin-Height Adjustable	18"-24"	standard	n/a
	27"-33"	standard	optional
Crank-Height Adjustable	27"-37"	standard	optional

DEWEY TRAINING TABLE

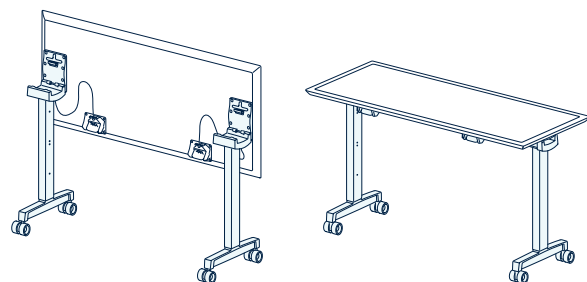
Specifications

FLIP-TOP

C-Leg Flip-Top

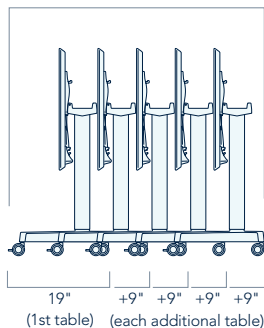


T-Leg Flip-Top

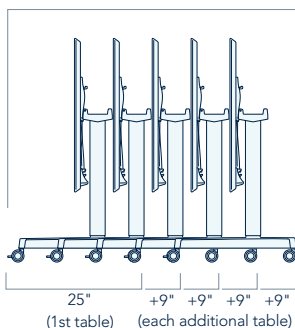


Nesting Depth

55" total depth
 (5 nested 20" or 24" depth tables)

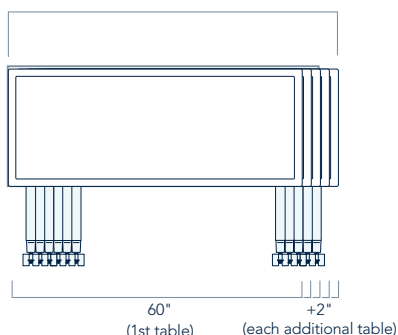


61" total depth
 (5 nested 27" or 30" depth tables)



Nesting Width

70" total width
 (5 nested 60" wide tables)



Dewey Flip-Top Training Tables are available in C-Leg and T-Leg versions.

Dual flip-top mechanism offers intuitive design and safety feature; table flips down.

Flip-top tables are nested in a staggered manner adding 2" to the overall dimension of the table width for each nested table.

The 20" and 24" deep flip-top tables measure approximately 20" deep, the 27" deep flip-top tables measure approximately 25" deep when in the flipped position (including casters). Each additional nested table adds approximately 9" to the overall depth of all nested tables

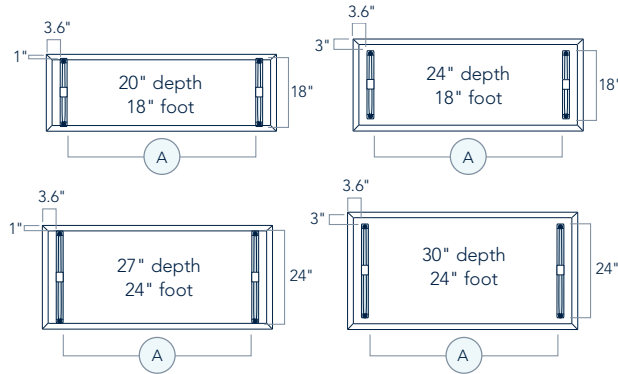
Flip-Top Nesting Depth	Flipped Position Table Depth	Each Additional Table Depth
20"D & 24"D	19"	9"
27"D & 30"D	25"	

DEWEY TRAINING TABLE

Specifications

LEG DIMENSIONS, HEIGHT ADJUSTMENT, FINISH SELECTION, SHIPPING

Leg Dimensions and Clearance

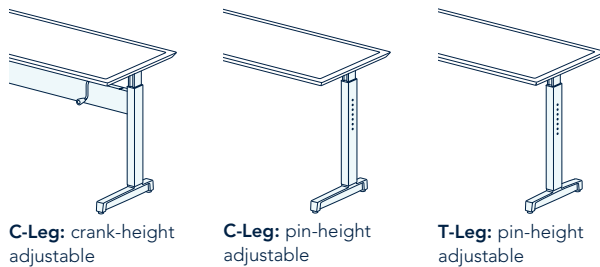


Dewey Training Table legs are positioned 3.6" from the edge, with clearance between legs measuring 11" less than the table width. 24" & 24" depth tables have 18" feet; 27" & 30" depth tables have 24" feet.

Table Width:		36"	48"	54"	60"	66"	72"	84"
Leg Clearance	A	25"	37"	43"	49"	55"	61"	73"

Table Depth:		20"	24"	27"	30"
Foot Size		18"		24"	

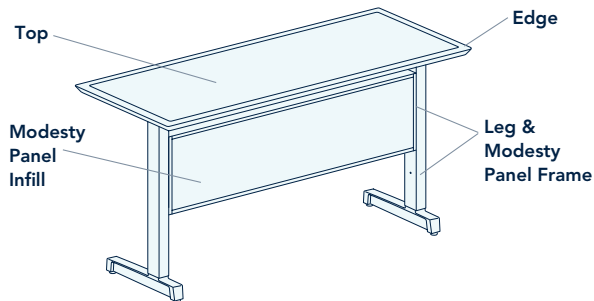
Height Adjustment



Training Tables are available in **Crank-Height adjustable** in C-Leg and **Manual Pin-Height Adjustable** in C or T-legs. Crank-Height is not available on the 20"D or the 30"D C-Leg tables. Casters are available on all height adjustable tables except 18"-24" pin-height adjustable. For crank-height adjustable tables, 12 crank revolutions yield 1" of height adjustment.

Adjustable Height Ranges	C-Leg	T-Leg
Crank-Height Adj.	27"-37"	n/a
Manual Pin-Height Adj.	27"-33"	27"-33"
	18"-24"*	18"-24"

Finish Selection



Training Table Finish Selection: Depending on the configuration, there are up to four Training Table components that require finish selections. Accessories and power option finishes are selected separately.

[Click Here](#) to review all current izzy+ Product Group colors and finishes.

Training Table Finish Selection	High-Pressure Laminate	Frosted Acrylic (white)	Model MZ3 Urethane Edge	Model AB 2mm ABS Edgeband	Metal
Top	•				
Edge			•	•	
Leg & Modesty Panel Frame					•
Modesty Panel Infill	•	•			•

Shipping & Assembly

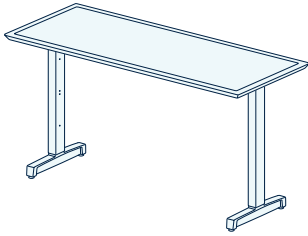
Training Tables are shipped knocked down. Legs are shipped assembled. Table tops are pre-drilled for easy assembly to legs. Specifying lower height table legs, reduces overall weight by up to two pounds per table.

DEWEY T-LEG TRAINING TABLE

Pricing

FIXED HEIGHT

Rectangular



DIMENSIONS	WEIGHT	MODEL #	 AB 2MM ABS EDGEBAND	 M23 URETHANE EDGE	L610 MARKER-BOARD **
20D x 36W x 29H*	40 lb	RLNTR2036TB	\$1,010	\$1,185	+ \$245
20D x 48W x 29H*	49 lb	RLNTR2048TB	\$1,092	\$1,267	+ \$245
20D x 60W x 29H*	58 lb	RLNTR2060TB	\$1,252	\$1,427	+ \$297
20D x 66W x 29H*	63 lb	RLNTR2066TB	\$1,261	n/a	+ \$297
20D x 72W x 29H*	67 lb	RLNTR2072TB	\$1,272	\$1,447	+ \$297
20D x 84W x 29H*	76 lb	RLNTR2084TB	\$1,297	n/a	+ \$297
24D x 36W x 29H*	46 lb	RLNTR2436TB	\$1,052	\$1,227	+ \$245
24D x 48W x 29H*	55 lb	RLNTR2448TB	\$1,136	\$1,311	+ \$245
24D x 60W x 29H*	64 lb	RLNTR2460TB	\$1,300	\$1,475	+ \$297
24D x 66W x 29H*	69 lb	RLNTR2466TB	\$1,315	n/a	+ \$297
24D x 72W x 29H*	73 lb	RLNTR2472TB	\$1,324	\$1,499	+ \$297
24D x 84W x 29H*	82 lb	RLNTR2484TB	\$1,337	n/a	+ \$297
27D x 36W x 29H*	52 lb	RLNTR2736TB	\$1,092	\$1,267	+ \$245
27D x 48W x 29H*	61 lb	RLNTR2748TB	\$1,180	\$1,355	+ \$245
27D x 54W x 29H*	66 lb	RLNTR2754TB	\$1,260	\$1,435	+ \$245
27D x 60W x 29H*	70 lb	RLNTR2760TB	\$1,274	\$1,449	+ \$297
27D x 66W x 29H*	75 lb	RLNTR2766TB	\$1,346	n/a	+ \$297
27D x 72W x 29H*	79 lb	RLNTR2772TB	\$1,378	\$1,553	+ \$297
27D x 84W x 29H*	88 lb	RLNTR2784TB	\$1,428	n/a	+ \$297
30D x 60W x 29H*	76 lb	RLNTR3060TB	\$1,371	\$1,546	+ \$297
30D x 66W x 29H*	81 lb	RLNTR3066TB	\$1,391	n/a	+ \$297
30D x 72W x 29H*	85 lb	RLNTR3072TB	\$1,458	\$1,633	+ \$297
30D x 84W x 29H*	94 lb	RLNTR3084TB	\$1,474	n/a	+ \$297

* List prices reflect tables with standard 29" table height. See below for optional heights.

** When selecting markerboard, edge color will default to A300/U300 Black.

1. Model Number

EX: RLNTR3072TB

2. Top Finish

Standard Laminate

Group 1 laminate

[Click Here](#) to review izzy+ group 1 laminate selection.

L610 Markerboard

See upcharge column above.

Non-Standard Laminate

Call customer service for a quote; extended lead times may apply.

3. Edge Profile/Finish

AB 2mm ABS edgeband

[Click Here](#) to review izzy+ AB edgeband color selection.

M23 Clara knife profile urethane edge

[Click Here](#) to review izzy+ urethane color selection.

4. Leg Finish

[Click Here](#) to review izzy+ metal finish selection.

P300 Black (P10)	std
P348 Designer White	std
P411 Alloy (P11)	std
P431 Metallic Silver (P06)	std
P623 Dover White (P07)	std
Other Finish	quote required

5. Height Options

04 29" (std)	+ \$0
01 18"	+ \$70
02 21"	+ \$70
03 25"	+ \$70

6. Table Options

GL glides (std)	+ \$0
CS casters (opt)	+ \$125
GM grommets (pair)	+ \$83
(available with tables >36")	

7. Table Accessories

flexible ganging bracket (pair)	\$76
flat ganging bracket (pair)	\$76
See Table Options & Accessories section for all available accessories.	

8. Power Options

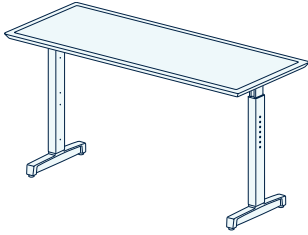
i10 Nacre flip-up	
i20 Axil Z flush-mount	
i30 Mho flip-up	
See Table Power section for power configuration options and pricing.	



DEWEY T-LEG TRAINING TABLE

Pricing

PIN-HEIGHT ADJUSTABLE

Rectangular



DIMENSIONS	WEIGHT	MODEL #	 AB 2MM ABS EDGEBAND	 M23 URETHANE EDGE	L610 MARKERBOARD **
20D x 36W x 27-33HR *	42 lb	RLNTR2036TP	\$1,338	\$1,513	+ \$245
20D x 48W x 27-33HR *	51 lb	RLNTR2048TP	\$1,419	\$1,594	+ \$245
20D x 60W x 27-33HR *	60 lb	RLNTR2060TP	\$1,580	\$1,755	+ \$297
20D x 66W x 27-33HR *	65 lb	RLNTR2066TP	\$1,590	n/a	+ \$297
20D x 72W x 27-33HR *	69 lb	RLNTR2072TP	\$1,603	\$1,778	+ \$297
20D x 84W x 27-33HR *	78 lb	RLNTR2084TP	\$1,626	n/a	+ \$297
24D x 36W x 27-33HR *	48 lb	RLNTR2436TP	\$1,380	\$1,555	+ \$245
24D x 48W x 27-33HR *	57 lb	RLNTR2448TP	\$1,466	\$1,641	+ \$245
24D x 60W x 27-33HR *	66 lb	RLNTR2460TP	\$1,630	\$1,805	+ \$297
24D x 66W x 27-33HR *	71 lb	RLNTR2466TP	\$1,643	n/a	+ \$297
24D x 72W x 27-33HR *	75 lb	RLNTR2472TP	\$1,653	\$1,828	+ \$297
24D x 84W x 27-33HR *	84 lb	RLNTR2484TP	\$1,666	n/a	+ \$297
27D x 36W x 27-33HR *	54 lb	RLNTR2736TP	\$1,422	\$1,597	+ \$245
27D x 48W x 27-33HR *	63 lb	RLNTR2748TP	\$1,509	\$1,684	+ \$245
27D x 54W x 27-33HR *	68 lb	RLNTR2754TP	\$1,589	\$1,764	+ \$245
27D x 60W x 27-33HR *	72 lb	RLNTR2760TP	\$1,605	\$1,780	+ \$297
27D x 66W x 27-33HR *	77 lb	RLNTR2766TP	\$1,674	n/a	+ \$297
27D x 72W x 27-33HR *	81 lb	RLNTR2772TP	\$1,706	\$1,881	+ \$297
27D x 84W x 27-33HR *	90 lb	RLNTR2784TP	\$1,758	n/a	+ \$297
30D x 60W x 27-33HR *	78 lb	RLNTR3060TP	\$1,700	\$1,875	+ \$297
30D x 66W x 27-33HR *	83 lb	RLNTR3066TP	\$1,720	n/a	+ \$297
30D x 72W x 27-33HR *	87 lb	RLNTR3072TP	\$1,788	\$1,963	+ \$297
30D x 84W x 27-33HR *	96 lb	RLNTR3084TP	\$1,803	n/a	+ \$297

* List prices reflect tables with standard 27"-33" height range. See below for optional height ranges.

** When selecting markerboard, edge color will default to E37 black/U06 black bear

1. Model Number

EX: RLNTR2466TP

2. Top Finish

Standard Laminate

Group 1 laminate

[Click Here](#) to review izzy+ group 1 laminate selection.

L610 Markerboard

See upcharge column above.

Non-Standard Laminate

Call customer service for a quote; extended lead times may apply.

3. Edge Profile/Finish

AB 2mm ABS edgeband

[Click Here](#) to review izzy+ AB edgeband color selection.

M23 Clara knife profile urethane edge

[Click Here](#) to review izzy+ urethane color selection.

4. Leg Finish

[Click Here](#) to review izzy+ metal finish selection.

P300 Black (P10)	std
P348 Designer White	std
P411 Alloy (P11)	std
P431 Metallic Silver (P06)	std
P623 Dover White (P07)	std
Other Finish	quote required

5. Height Options

05 27"-33" (std)	+ \$0
06 18"-24"	+ \$70

6. Table Options

GL glides (std)	+ \$0
CS casters (opt)	+ \$125
not available with 18"-24" height range	
GM grommets (pair)	+ \$83
(available with tables >36")	

8. Power Options

i10 Nacre flip-up	
i20 Axil Z flush-mount	
i30 Mho flip-up	
See Table Power section for power configuration options and pricing.	

9. Table Accessories

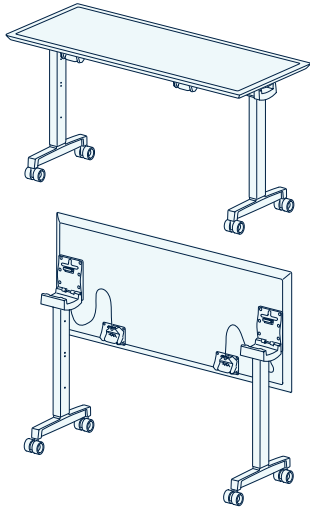
flexible ganging bracket (pair)	\$76
flat ganging bracket (pair)	\$76
See Dewey Table Options & Accessories section for all available accessories.	

DEWEY T-LEG TRAINING TABLE

Pricing

FLIP-TOP

Rectangular



DIMENSIONS	WEIGHT	MODEL #	 AB 2MM ABS EDGEBAND	 MZ3 URETHANE EDGE	L610 MARKERBOARD **
20D x 36W x 29H*	40 lb	RLNTR2036TF	\$1,629	\$1,804	+ \$245
20D x 48W x 29H*	49 lb	RLNTR2048TF	\$1,709	\$1,884	+ \$245
20D x 60W x 29H*	58 lb	RLNTR2060TF	\$1,867	\$2,042	+ \$297
20D x 66W x 29H*	63 lb	RLNTR2066TF	\$1,881	n/a	+ \$297
20D x 72W x 29H*	67 lb	RLNTR2072TF	\$1,893	\$2,068	+ \$297
20D x 84W x 29H*	76 lb	RLNTR2084TF	\$1,916	n/a	+ \$297
24D x 36W x 29H*	46 lb	RLNTR2436TF	\$1,670	\$1,845	+ \$245
24D x 48W x 29H*	55 lb	RLNTR2448TF	\$1,752	\$1,927	+ \$245
24D x 60W x 29H*	64 lb	RLNTR2460TF	\$1,917	\$2,092	+ \$297
24D x 66W x 29H*	69 lb	RLNTR2466TF	\$1,934	n/a	+ \$297
24D x 72W x 29H*	73 lb	RLNTR2472TF	\$1,946	\$2,121	+ \$297
24D x 84W x 29H*	82 lb	RLNTR2484TF	\$1,957	n/a	+ \$297
27D x 36W x 29H*	52 lb	RLNTR2736TF	\$1,711	\$1,886	+ \$245
27D x 48W x 29H*	61 lb	RLNTR2748TF	\$1,799	\$1,974	+ \$245
27D x 54W x 29H*	66 lb	RLNTR2754TF	\$1,879	\$2,054	+ \$245
27D x 60W x 29H*	70 lb	RLNTR2760TF	\$1,898	\$2,073	+ \$297
27D x 66W x 29H*	75 lb	RLNTR2766TF	\$1,965	n/a	+ \$297
27D x 72W x 29H*	79 lb	RLNTR2772TF	\$1,994	\$2,169	+ \$297
27D x 84W x 29H*	88 lb	RLNTR2784TF	\$2,048	n/a	+ \$297
30D x 60W x 29H*	76 lb	RLNTR3060TF	\$1,992	\$2,167	+ \$297
30D x 66W x 29H*	81 lb	RLNTR3066TF	\$2,011	n/a	+ \$297
30D x 72W x 29H*	85 lb	RLNTR3072TF	\$2,088	\$2,263	+ \$297
30D x 84W x 29H*	94 lb	RLNTR3084TF	\$2,094	n/a	+ \$297

* Flip-top tables are available in 29" seated height only.

** When selecting markerboard, edge color will default to A300/U300 Black.

1. Model Number

EX: RLNTR3072CF

2. Top Finish

Standard Laminate

Group 1 laminate

[Click Here](#) to review izzy+ group 1 laminate selection.

L610 Markerboard

See upcharge column above.

Non-Standard Laminate

Call customer service for a quote; extended lead times may apply.

3. Edge Profile/Finish

AB 2mm ABS edgeband

[Click Here](#) to review izzy+ AB edgeband color selection.

MZ3 Clara knife profile urethane edge

[Click Here](#) to review izzy+ urethane color selection.

4. Leg Finish

[Click Here](#) to review izzy+ metal finish selection.

P300 Black (P10)	std
P348 Designer White	std
P411 Alloy (P11)	std
P431 Metallic Silver (P06)	std
P623 Dover White (P07)	std
Other Finish	quote required

5. Table Options

CS casters (std)	+ \$0
GL glides (opt)	+ \$0
GM grommets (pair)	+ \$83
(available with tables >36")	

6. Power Options

i10 Nacre flip-up
i20 Axil Z flush-mount
i30 Mho flip-up
See Table Power section for power configuration options and pricing.

7. Table Accessories

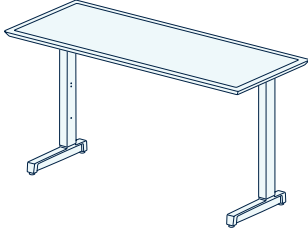
Flexible Ganging Bracket (pair)	\$76
Flat Ganging Bracket (pair)	\$76
See Table Options & Accessories section for all available accessories.	



DEWEY C-LEG TRAINING TABLE

Pricing

FIXED HEIGHT

Rectangular Fixed Height



DIMENSIONS	WEIGHT	MODEL #	 AB 2MM ABS EDGEBAND	 M23 URETHANE EDGE	L610 MARKERBOARD **
20D x 36W x 29HR *	40 lb	RLNTR2036CB	\$1,059	\$1,234	+ \$245
20D x 48W x 29HR *	49 lb	RLNTR2048CB	\$1,147	\$1,322	+ \$245
20D x 60W x 29HR *	58 lb	RLNTR2060CB	\$1,311	\$1,486	+ \$297
20D x 66W x 29HR *	63 lb	RLNTR2066CB	\$1,322	n/a	+ \$297
20D x 72W x 29HR *	67 lb	RLNTR2072CB	\$1,337	\$1,512	+ \$297
20D x 84W x 29HR *	76 lb	RLNTR2084CB	\$1,356	n/a	+ \$297
24D x 36W x 29HR *	46 lb	RLNTR2436CB	\$1,106	\$1,281	+ \$245
24D x 48W x 29HR *	55 lb	RLNTR2448CB	\$1,192	\$1,367	+ \$245
24D x 60W x 29HR *	64 lb	RLNTR2460CB	\$1,365	\$1,540	+ \$297
24D x 66W x 29HR *	69 lb	RLNTR2466CB	\$1,374	n/a	+ \$297
24D x 72W x 29HR *	73 lb	RLNTR2472CB	\$1,389	\$1,564	+ \$297
24D x 84W x 29HR *	82 lb	RLNTR2484CB	\$1,395	n/a	+ \$297
27D x 36W x 29HR *	52 lb	RLNTR2736CB	\$1,148	\$1,323	+ \$245
27D x 48W x 29HR *	61 lb	RLNTR2748CB	\$1,239	\$1,414	+ \$245
27D x 54W x 29HR *	66 lb	RLNTR2754CB	\$1,321	\$1,496	+ \$245
27D x 60W x 29HR *	70 lb	RLNTR2760CB	\$1,338	\$1,513	+ \$297
27D x 66W x 29HR *	75 lb	RLNTR2766CB	\$1,404	n/a	+ \$297
27D x 72W x 29HR *	79 lb	RLNTR2772CB	\$1,446	\$1,621	+ \$297
27D x 84W x 29HR *	88 lb	RLNTR2784CB	\$1,488	n/a	+ \$297
30D x 60W x 29HR *	76 lb	RLNTR3060CB	\$1,432	\$1,607	+ \$297
30D x 66W x 29HR *	81 lb	RLNTR3066CB	\$1,450	n/a	+ \$297
30D x 72W x 29HR *	85 lb	RLNTR3072CB	\$1,525	\$1,700	+ \$297
30D x 84W x 29HR *	94 lb	RLNTR3084CB	\$1,535	n/a	+ \$297

* List prices reflect tables with standard 29" table height. See below for optional heights.

** When selecting markerboard, edge color will default to A300/U300 Black.

1. Model Number

EX: RLNTR3066CB

2. Top Finish

Standard Laminate

Group 1 laminate

[Click Here](#) to review izzy+ group 1 laminate selection.

L610 Markerboard

See upcharge column above.

Non-Standard Laminate

Call customer service for a quote; extended lead times may apply.

3. Edge Profile/Finish

AB 2mm ABS edgeband

[Click Here](#) to review izzy+ AB edgeband color selection.

M23 Clara knife profile urethane edge

[Click Here](#) to review izzy+ urethane color selection.

4. Leg Finish

[Click Here](#) to review izzy+ metal finish selection.

P300 Black (P10)	std
P348 Designer White	std
P411 Alloy (P11)	std
P431 Metallic Silver (P06)	std
P623 Dover White (P07)	std
Other Finish	quote required

5. Height Options

04 29" (std)	+ \$0
01 18"	+ \$70
02 21"	+ \$70
03 25"	+ \$70

6. Table Options

GL glides (std)	+ \$0
CS casters (opt)	+ \$125
GM grommets (pair)	+ \$83
(available with tables > 36")	

7. Power Options

i10 Nacre flip-up	
i20 Axil Z flush-mount	
i30 Mho flip-up	
See Table Power section for power configuration options and pricing.	

8. Table Accessories

flexible ganging bracket (pair)	\$76
flat ganging bracket (pair)	\$76
See Table Options & Accessories section for all available accessories.	

8. Aluminum Frame Modesty Panels*

*Note: option that must be ordered with table.

MPL Laminate (matches top finish)

36" table width	+ \$405
48" table width	+ \$486
54" table width	+ \$570
60" table width	+ \$624
66" table width	+ \$663
72" table width	+ \$700
84" table width	+ \$780

MPA Frosted Acrylic

36" table width	+ \$516
48" table width	+ \$598
54" table width	+ \$683
60" table width	+ \$737
66" table width	+ \$775
72" table width	+ \$811
84" table width	+ \$891

9. Worksurface Mount Modesty Panels*

*Note: accessory that is ordered separately and field installed.

See step 2 for laminate selection.

See step 3 for edgeband color selection.

Non-Powered or w/On the Fly

RLNMODP36 36" table width	\$329
RLNMODP48 48" table width	\$364
RLNMODP54 54" table width	\$380
RLNMODP60 60" table width	\$395
RLNMODP66 66" table width	\$414
RLNMODP72 72" table width	\$430
RLNMODP84 84" table width	\$465

w/Move About Consecutive Power (6" undersized)

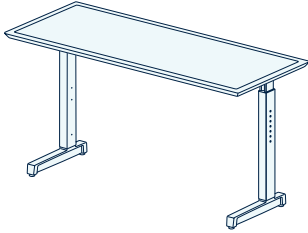
RLNMODP36P 36" table width	\$329
RLNMODP48P 48" table width	\$364
RLNMODP54P 54" table width	\$380
RLNMODP60P 60" table width	\$395
RLNMODP66P 66" table width	\$414
RLNMODP72P 72" table width	\$430
RLNMODP84P 84" table width	\$465

DEWEY C-LEG TRAINING TABLE

Pricing

PIN-HEIGHT ADJUSTABLE

Rectangular



DIMENSIONS	WEIGHT	MODEL #	AB 2MM ABS EDGE BAND	MZ3 URETHANE EDGE	L610 MARKER- BOARD **
20D x 36W x 27-33HR *	42 lb	RLNTR2036CP	\$1,409	\$1,584	+ \$245
20D x 48W x 27-33HR *	51 lb	RLNTR2048CP	\$1,493	\$1,668	+ \$245
20D x 60W x 27-33HR *	60 lb	RLNTR2060CP	\$1,659	\$1,834	+ \$297
20D x 66W x 27-33HR *	65 lb	RLNTR2066CP	\$1,668	n/a	+ \$297
20D x 72W x 27-33HR *	69 lb	RLNTR2072CP	\$1,683	\$1,858	+ \$297
20D x 84W x 27-33HR *	78 lb	RLNTR2084CP	\$1,703	n/a	+ \$297
24D x 36W x 27-33HR *	48 lb	RLNTR2436CP	\$1,448	\$1,623	+ \$245
24D x 48W x 27-33HR *	57 lb	RLNTR2448CP	\$1,537	\$1,712	+ \$245
24D x 60W x 27-33HR *	66 lb	RLNTR2460CP	\$1,706	\$1,881	+ \$297
24D x 66W x 27-33HR *	71 lb	RLNTR2466CP	\$1,720	n/a	+ \$297
24D x 72W x 27-33HR *	75 lb	RLNTR2472CP	\$1,737	\$1,912	+ \$297
24D x 84W x 27-33HR *	84 lb	RLNTR2484CP	\$1,743	n/a	+ \$297
27D x 36W x 27-33HR *	54 lb	RLNTR2736CP	\$1,494	\$1,669	+ \$245
27D x 48W x 27-33HR *	63 lb	RLNTR2748CP	\$1,585	\$1,760	+ \$245
27D x 54W x 27-33HR *	68 lb	RLNTR2754CP	\$1,666	\$1,841	+ \$245
27D x 60W x 27-33HR *	72 lb	RLNTR2760CP	\$1,687	\$1,862	+ \$297
27D x 66W x 27-33HR *	77 lb	RLNTR2766CP	\$1,752	n/a	+ \$297
27D x 72W x 27-33HR *	81 lb	RLNTR2772CP	\$1,793	\$1,968	+ \$297
27D x 84W x 27-33HR *	90 lb	RLNTR2784CP	\$1,833	n/a	+ \$297
30D x 60W x 27-33HR *	78 lb	RLNTR3060CP	\$1,778	\$1,953	+ \$297
30D x 66W x 27-33HR *	83 lb	RLNTR3066CP	\$1,797	n/a	+ \$297
30D x 72W x 27-33HR *	87 lb	RLNTR3072CP	\$1,866	\$2,041	+ \$297
30D x 84W x 27-33HR *	96 lb	RLNTR3084CP	\$1,881	n/a	+ \$297

* List prices reflect tables with standard 27"-33" height range. See below for optional height ranges.

** When selecting markerboard, edge color will default to A300/U300 Black.

1. Model Number

EX: RLNTR2466CP

2. Top Finish

Standard Laminate

izzy+ standard laminate

[Click Here](#) to review izzy+ group 1 laminate selection.

L610 Markerboard

See upcharge column above.

Non-Standard Laminate

Call customer service for a quote; extended lead times may apply.

3. Edge Profile/Finish

AB 2mm ABS edgeband

[Click Here](#) to review izzy+ AB edgeband color selection.

MZ3 Clara knife profile urethane edge

[Click Here](#) to review izzy+ urethane color selection.

4. Leg Finish

[Click Here](#) to review izzy+ metal finish selection.

P300 Black (P10)	std
P348 Designer White	std
P411 Alloy (P11)	std
P431 Metallic Silver (P06)	std
P623 Dover White (P07)	std
Other Finish	quote required

5. Height Options

05 27"-33" (std)	+ \$0
06 18"-24"	+ \$70

6. Table Options

GL glides (std)	+ \$0
CS casters (opt)	+ \$125 (not available with 18"-24" ht.)
GM grommets (pair)	+ \$83 (available with tables > 36")

7. Power Options

i10 Nacre flip-up	
i20 Axil Z flush-mount	
i30 Mho flip-up	
See Table Power section for power configuration options and pricing.	

8. Table Accessories

flexible ganging bracket (pair)	\$76
flat ganging bracket (pair)	\$76
See Table Options & Accessories section for all available accessories	

8. Aluminum Frame Modesty Panels*

*Note: option that must be ordered with table.

MPL Laminate (matches top finish)

36" table width	+ \$405
48" table width	+ \$486
54" table width	+ \$570
60" table width	+ \$624
66" table width	+ \$663
72" table width	+ \$700
84" table width	+ \$780

MPA Frosted Acrylic

36" table width	+ \$516
48" table width	+ \$598
54" table width	+ \$683
60" table width	+ \$737
66" table width	+ \$775
72" table width	+ \$811
84" table width	+ \$891

9. Worksurface Mount Modesty Panels*

*Note: accessory that is ordered separately and field installed.

See step 2 for laminate selection.

See step 3 for edgeband color selection.

Non-Powered or w/On the Fly

RLNMODP36 36" table width	\$329
RLNMODP48 48" table width	\$364
RLNMODP54 54" table width	\$380
RLNMODP60 60" table width	\$395
RLNMODP66 66" table width	\$414
RLNMODP72 72" table width	\$430
RLNMODP84 84" table width	\$465

w/Move About Consecutive Power (6" undersized)

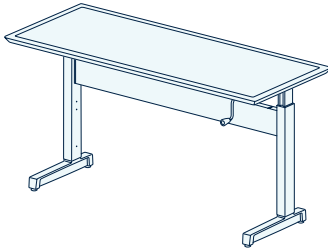
RLNMODP36P 36" table width	\$329
RLNMODP48P 48" table width	\$364
RLNMODP54P 54" table width	\$380
RLNMODP60P 60" table width	\$395
RLNMODP66P 66" table width	\$414
RLNMODP72P 72" table width	\$430
RLNMODP84P 84" table width	\$465

DEWEY C-LEG TRAINING TABLE

Pricing

CRANK HEIGHT ADJUSTABLE

Rectangular



DIMENSIONS	WEIGHT	MODEL #	AB 2MM ABS EDGE BAND	MZ3 URETHANE EDGE	L610 MARKER-BOARD **
24D x 36W x 27-37HR *	48 lb	RLNTR2436CH	\$2,118	\$2,293	+ \$245
24D x 48W x 27-37HR *	57 lb	RLNTR2448CH	\$2,279	\$2,454	+ \$245
24D x 60W x 27-37HR *	66 lb	RLNTR2460CH	\$2,594	\$2,769	+ \$297
24D x 66W x 27-37HR *	71 lb	RLNTR2466CH	\$2,664	n/a	+ \$297
24D x 72W x 27-37HR *	75 lb	RLNTR2472CH	\$2,677	\$2,852	+ \$297
24D x 84W x 27-37HR *	84 lb	RLNTR2484CH	\$2,692	n/a	+ \$297
27D x 36W x 27-37HR *	54 lb	RLNTR2736CH	\$2,467	\$2,642	+ \$245
27D x 48W x 27-37HR *	63 lb	RLNTR2748CH	\$2,517	\$2,692	+ \$245
27D x 54W x 27-37HR *	68 lb	RLNTR2754CH	\$2,600	\$2,775	+ \$245
27D x 60W x 27-37HR *	72 lb	RLNTR2760CH	\$2,620	\$2,795	+ \$297
27D x 66W x 27-37HR *	77 lb	RLNTR2766CH	\$2,701	n/a	+ \$297
27D x 72W x 27-37HR *	81 lb	RLNTR2772CH	\$2,740	\$2,915	+ \$297
27D x 84W x 27-37HR *	90 lb	RLNTR2784CH	\$2,802	n/a	+ \$297
30D x 60W x 27-37HR *	78 lb	RLNTR3060CH	\$2,733	\$2,908	+ \$297
30D x 66W x 27-37HR *	83 lb	RLNTR3066CH	\$2,758	\$2,933	+ \$297
30D x 72W x 27-37HR *	87 lb	RLNTR3072CH	\$2,867	\$3,042	+ \$297
30D x 84W x 27-37HR *	96 lb	RLNTR3084CH	\$2,858	\$3,033	+ \$297

* 12 crank revolutions yield 1" of height adjustment.
 * Crank Height Adjustable available in 27" - 37" overall height range only.
 ** When selecting markerboard, edge color will default to A300/U300 Black.

1. Model Number

EX: RLNTR2466CP

2. Top Finish

Standard Laminate

Group 1 laminate

[Click Here](#) to review izzy+ group 1 laminate selection.

L610 Markerboard

See upcharge column above.

Non-Standard Laminate

Call customer service for a quote; extended lead times may apply.

3. Edge Profile/Finish

AB 2mm ABS edgeband

[Click Here](#) to review izzy+ AB edgeband color selection.

MZ3 Clara knife profile urethane edge

[Click Here](#) to review izzy+ urethane color selection.

4. Leg Finish

[Click Here](#) to review izzy+ metal finish selection.

P300 Black (P10)	std
P348 Designer White	std
P411 Alloy (P11)	std
P431 Metallic Silver (P06)	std
P623 Dover White (P07)	std
Other Finish	quote required

5. Table Options

GL glides (std)	+\$0
CS casters (opt)	+\$125
GM grommets (pair)	+\$83
(available with tables > 36")	

6. Power Options

i10 Nacre flip-up	
i20 Axil Z flush-mount	
i30 Mho flip-up	
See Table Power section for power configuration options and pricing.	

7. Table Accessories

Flexible Ganging Bracket (pair)	\$76
Flat Ganging Bracket (pair)	\$76
See Table Options & Accessories section for all available accessories.	

8. Aluminum Frame Modesty Panels*

*Note: option that must be ordered with table.

MPL Laminate (matches top finish)

36" table width	+\$405
48" table width	+\$486
54" table width	+\$570
60" table width	+\$624
66" table width	+\$663
72" table width	+\$700
84" table width	+\$780

MPA Frosted Acrylic

36" table width	+\$516
48" table width	+\$598
54" table width	+\$683
60" table width	+\$737
66" table width	+\$775
72" table width	+\$811
84" table width	+\$891

9. Worksurface Mount Modesty Panels*

*Note: accessory that is ordered separately and field installed.

See step 2 for laminate selection.

See step 3 for edgeband color selection.

Non-Powered or w/On the Fly

RLNMODP36 36" table width	\$329
RLNMODP48 48" table width	\$364
RLNMODP54 54" table width	\$380
RLNMODP60 60" table width	\$395
RLNMODP66 66" table width	\$414
RLNMODP72 72" table width	\$430
RLNMODP84 84" table width	\$465

w/Move About Consecutive Power (6" undersized)

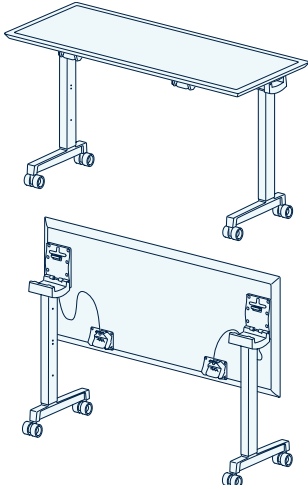
RLNMODP36P 36" table width	\$329
RLNMODP48P 48" table width	\$364
RLNMODP54P 54" table width	\$380
RLNMODP60P 60" table width	\$395
RLNMODP66P 66" table width	\$414
RLNMODP72P 72" table width	\$430
RLNMODP84P 84" table width	\$465



DEWEY C-LEG TRAINING TABLE

Pricing

FLIP-TOP

Rectangular



DIMENSIONS	WEIGHT	MODEL #	 AB 2MM ABS EDGEBAND	 MZ3 URETHANE EDGE	L610 MARKERBOARD **
20D x 36W x 29H	40 lb	RLNTR2036CF	\$1,680	\$1,855	+ \$245
20D x 48W x 29H	49 lb	RLNTR2048CF	\$1,763	\$1,938	+ \$245
20D x 60W x 29H	58 lb	RLNTR2060CF	\$1,931	\$2,106	+ \$297
20D x 66W x 29H	63 lb	RLNTR2066CF	\$1,946	n/a	+ \$297
20D x 72W x 29H	67 lb	RLNTR2072CF	\$1,957	\$2,132	+ \$297
20D x 84W x 29H	76 lb	RLNTR2084CF	\$1,980	n/a	+ \$297
24D x 36W x 29H	46 lb	RLNTR2436CF	\$1,722	\$1,897	+ \$245
24D x 48W x 29H	55 lb	RLNTR2448CF	\$1,809	\$1,984	+ \$245
24D x 60W x 29H	64 lb	RLNTR2460CF	\$1,984	\$2,159	+ \$297
24D x 66W x 29H	69 lb	RLNTR2466CF	\$1,998	n/a	+ \$297
24D x 72W x 29H	73 lb	RLNTR2472CF	\$2,010	\$2,185	+ \$297
24D x 84W x 29H	82 lb	RLNTR2484CF	\$2,022	n/a	+ \$297
27D x 36W x 29H	52 lb	RLNTR2736CF	\$1,767	\$1,942	+ \$245
27D x 48W x 29H	61 lb	RLNTR2748CF	\$1,860	\$2,035	+ \$245
27D x 54W x 29H	66 lb	RLNTR2754CF	\$1,942	\$2,117	+ \$245
27D x 60W x 29H	70 lb	RLNTR2760CF	\$1,958	\$2,133	+ \$297
27D x 66W x 29H	75 lb	RLNTR2766CF	\$2,028	n/a	+ \$297
27D x 72W x 29H	79 lb	RLNTR2772CF	\$2,065	\$2,240	+ \$297
27D x 84W x 29H	88 lb	RLNTR2784CF	\$2,112	n/a	+ \$297
30D x 60W x 29H	76 lb	RLNTR3060CF	\$2,055	\$2,230	+ \$297
30D x 66W x 29H	81 lb	RLNTR3066CF	\$2,077	n/a	+ \$297
30D x 72W x 29H	85 lb	RLNTR3072CF	\$2,149	\$2,324	+ \$297
30D x 84W x 29H	94 lb	RLNTR3084CF	\$2,159	n/a	+ \$297

* flip-top tables are available in 29" seated height only.
 ** When selecting markerboard, edge color will default to A300/U300 Black.

1. Model Number

EX: RLNTR3072CF

2. Top Finish

Standard Laminate

Group 1 laminate

[Click Here](#) to review izzy+ group 1 laminate selection.

Non-Standard Laminate

Call customer service for a quote; extended lead times may apply.

L610 Markerboard

See upcharge column above.

3. Edge Profile/Finish

AB 2mm ABS edgeband

[Click Here](#) to review izzy+ AB edgeband color selection.

MZ3 Clara knife profile urethane edge

[Click Here](#) to review izzy+ urethane color selection.

4. Leg Finish

[Click Here](#) to review izzy+ metal finish selection.

P300 Black (P10)	std
P348 Designer White	std
P411 Alloy (P11)	std
P431 Metallic Silver (P06)	std
P623 Dover White (P07)	std
Other Finish	quote required

5. Table Options

CS casters (std)	+ \$0
GL glides (opt)	+ \$83
GM grommets (pair)	
(available with tables >36")	

6. Power Options

i10 Nacre flip-up	
i20 Axil Z flush-mount	
i30 Mho flip-up	
See Table Power section for power configuration options and pricing.	

7. Table Accessories*

Flexible Ganging Bracket (pair) \$76

Flat Ganging Bracket (pair) \$76

*See Table Options & Accessories section for all available accessories.

8. Aluminum Frame Modesty Panels*

*Note: option that must be ordered with table.

MPL Laminate (matches top finish)

36" table width	+ \$405
48" table width	+ \$486
54" table width	+ \$570
60" table width	+ \$624
66" table width	+ \$663
72" table width	+ \$700
84" table width	+ \$780

MPA Frosted Acrylic

36" table width	+ \$516
48" table width	+ \$598
54" table width	+ \$683
60" table width	+ \$737
66" table width	+ \$775
72" table width	+ \$811
84" table width	+ \$891

DEWEY 6-TOP COLLABORATIVE TABLE



DEWEY 6-TOP COLLABORATIVE TABLE

Specifications

STANDARDS, TOPS, EDGE OPTIONS, DIMENSIONS, LEG CLEARANCES

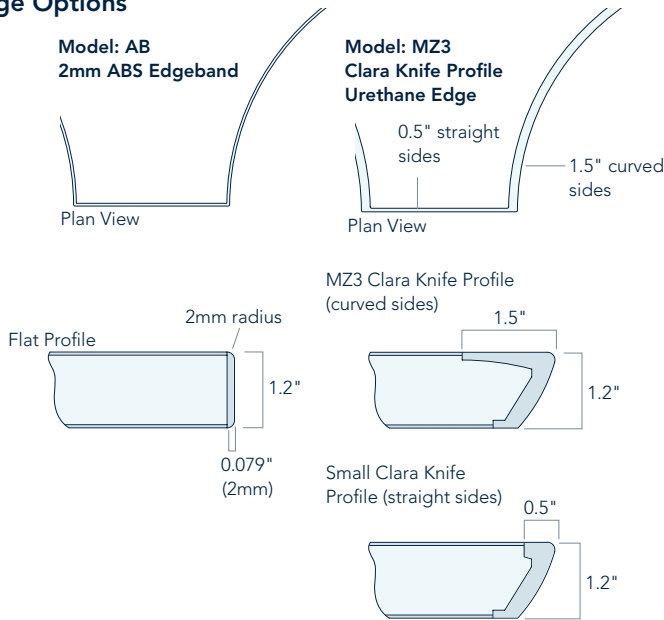
Standards

Meets or exceeds applicable ANSI/BIFMA durability and safety standards and is SCS Indoor Advantage Gold certified.

Tops

6-Top Table Tops are 1.2" overall thickness, constructed with high-pressure laminate, particle board core, edged and backed with moisture-resistant coverings to form a completely sealed outside surface.

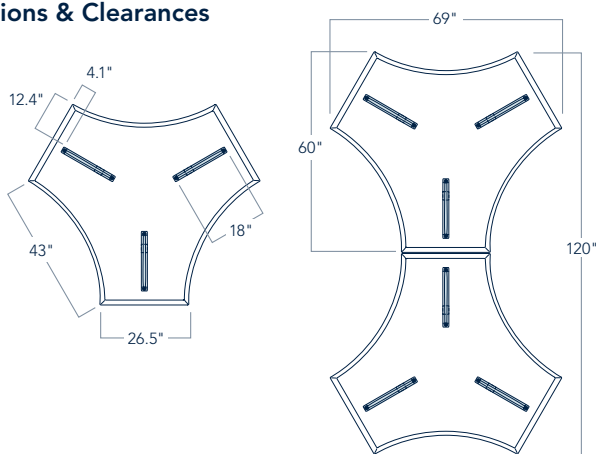
Edge Options



ABS edgeband: Model AB 2mm ABS edgeband available with all 6-Top Collaborative Tables

Urethane Edge: Model MZ3 Clara knife profile urethane edge available with all 6-Top Collaborative Tables (connecting/straight sides have small Clara profile)

Dimensions & Clearances



Overall table dimension is 69" x 60", with 43" and 26.5" sides. C-Leg placement allows for adequate knee clearance on all sides.

DEWEY 6-TOP COLLABORATIVE TABLE

Specifications

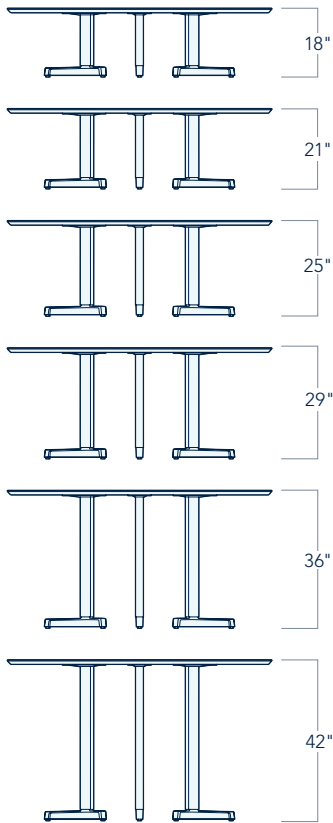
LEG CONSTRUCTION, HEIGHT OPTIONS, GLIDES & CASTERS

Leg Construction

6-Top Collaborative Table legs are extruded aluminum with 18" cast aluminum foot.

C-Legs/Fixed Height Options

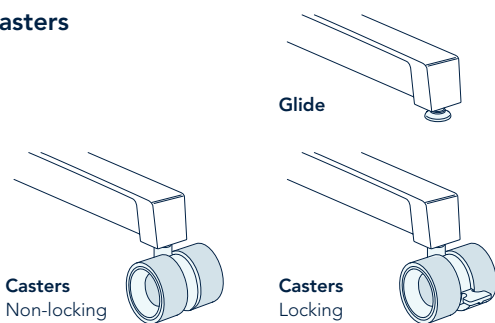
C-Legs are standard for 6-Top Tables in six fixed overall table heights: 18", 21", 25", 29", 36", and 42".



Glides & Casters

Glides: 3/4" leveling for uneven floors. Standard on all 6-Top models.

Casters: 60mm dual wheel; each model contains three locking and three non-locking casters. Caster finish is two-tone: charcoal with cool-grey interior. Casters are optional on all 6-Top models except 42" Café Height.

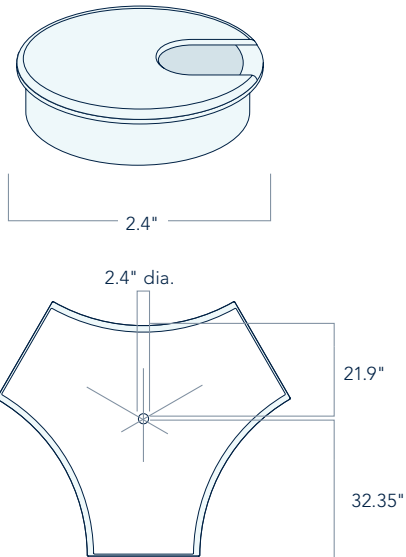


DEWEY 6-TOP COLLABORATIVE TABLE

Specifications

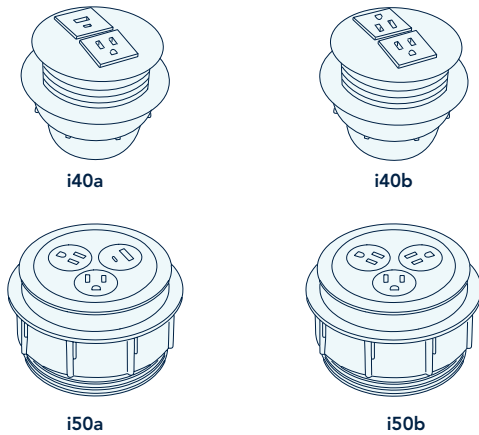
POWER & GROMMET OPTIONS

Grommets



One **round black grommet** (2.4" diameter) is available as an option and is centrally placed.. Grommet includes a liner and cover. Power is not available if Grommet option is selected.

Power Modules

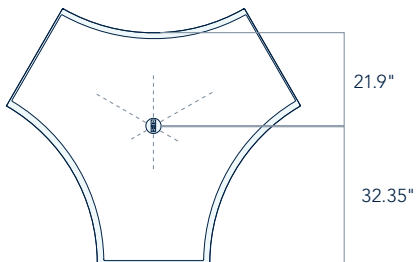


Power Modules are available as an option with 6-Top Tables and are centrally placed. Grommet is not available if power option is selected. Available Power Modules include the following:

i40 (Node®): i40a: 1 receptacle, 1 USB A+C
i40b: 2 power

i50 (Eclipse™) i50a: 2 power, 1 USB A+C
i50b: 3 power

Please see Table Power section for details, configuration options and pricing.

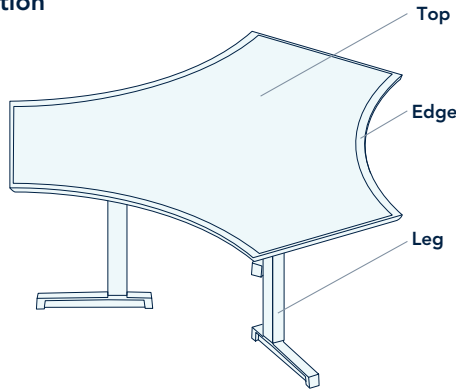


DEWEY 6-TOP COLLABORATIVE TABLE

Specifications

FINISH SELECTION, SHIPPING

Finish Selection



6-Top Collaboration Table Finish Selection: Three components require finish selections.

[Click Here](#) to review all current izzy+ Product Group colors and finishes.

6-Top Collaboration Table Finish Selection	High-Pressure Laminate	Urethane	Model AB 2mm ABS Edgeband	Metal
Top	•			
Edge		•	•	
Leg				•

Shipping & Assembly

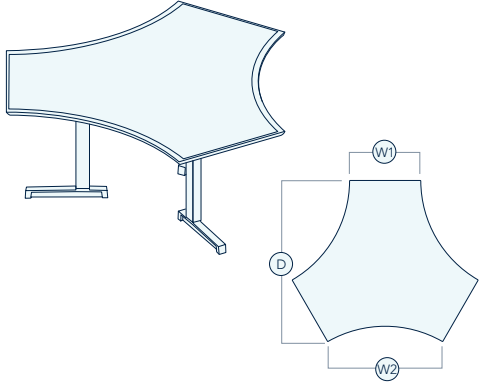
6-Top Collaborative Tables are shipped knocked down. Legs are shipped assembled. Table tops are pre-drilled for easy assembly to legs. Specifying lower height table legs reduces overall weight by up to two pounds per table.

DEWEY 6-TOP COLLABORATIVE TABLE

Pricing

FIXED HEIGHT C-LEG

6-Top



DIMENSIONS	WEIGHT	MODEL #	AB 2MM ABS EDGE BAND	MZ3 URETHANE EDGE	L610 MARKER- BOARD *
26W1 x 43W2 x 60D x 18H	92 lb	RLNT6TOPKH	\$2,627	\$2,802	+ \$408
26W1 x 43W2 x 60D x 21H	94 lb	RLNT6TOPMH	\$2,627	\$2,802	+ \$408
26W1 x 43W2 x 60D x 25H	95 lb	RLNT6TOPLH	\$2,627	\$2,802	+ \$408
26W1 x 43W2 x 60D x 29H	96 lb	RLNT6TOPCB	\$2,565	\$2,740	+ \$408
26W1 x 43W2 x 60D x 36H	98 lb	RLNT6TOPSH	\$2,661	\$2,836	+ \$408
26W1 x 43W2 x 60D x 42H	99 lb	RLNT6TOPCC	\$2,729	\$2,904	+ \$408

* When selecting markerboard, edge color will default to A300/U300 Black

1. Model Number

EX: RLNTR2466CP

2. Top Finish

Standard Laminate

Group 1 laminate

[Click Here](#) to review izzy+ group 1 laminate selection.

Non-Standard Laminate

Call customer service for a quote; extended lead times may apply.

L610 Markerboard

See upcharge column above.

3. Edge Profile/Finish

AB 2mm ABS edgeband

[Click Here](#) to review izzy+ AB edgeband color selection.

MZ3 Clara knife profile urethane edge

[Click Here](#) to review izzy+ urethane color selection.

4. Leg Finish

[Click Here](#) to review izzy+ metal finish selection.

P300 Black (P10)	std
P348 Designer White	std
P411 Alloy (P11)	std
P431 Metallic Silver (P06)	std
P623 Dover White (P07)	std
Other Finish	quote required

5. Table Options

GL	glides (std)	+ \$0
CS	casters (opt)	+ \$188
	not available with 42" height	
GM	grommet	+ \$83

6. Power Options

i40 (Node) round, flush-mount
 i50 (Eclipse) round, w/ rotating plate
 See Table Power section for power configuration options and pricing (power not available with grommet).

7. Table Accessories

flexible ganging bracket (pair)	\$76
flat ganging bracket (pair)	\$76
See Table Options & Accessories section for all available accessories.	

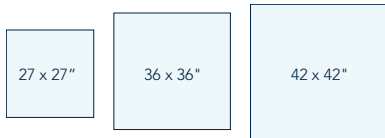
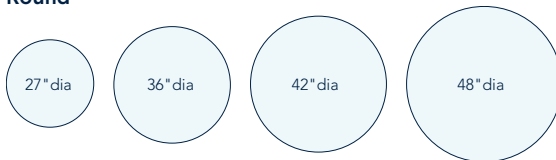

DEWEY X-BASE COMPANION TABLE



DEWEY X-BASE COMPANION TABLE

Specifications

STANDARDS, SHAPES, SIZES, HEIGHT OPTIONS

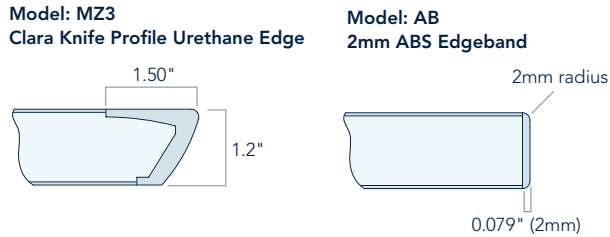
<p>Standards</p>	<p>X-Base Companion Table meets or exceeds applicable ANSI/BIFMA durability and safety standards and is SCS Indoor Advantage Gold certified.</p>						
<p>Tops</p>	<p>X-Base Companion Table Tops are 1.2" overall thickness, constructed with high-pressure laminate, particle board core, edged and backed with moisture-resistant coverings to form a completely sealed outside surface.</p>						
<p>Shape & Size Options</p> <p>Square</p>  <p>Round</p> 	<p>X-Base Companion Tables are available in Squares: 27x27", 36x36", & 42x42" and Rounds: 27" dia, 36" dia, 42" dia & 48" dia.</p>						
<p>Height Options</p>  <p>42" café height</p> <p>29" seated height</p>	<p>X-Base Companion Tables are available in six fixed table heights: 29" (standard), 18", 25", 36", and 42" (optional).</p> <table border="1" data-bbox="836 1365 1518 1501"> <thead> <tr> <th>X-Base Companion Table Heights</th> <th>Standard Table Height</th> <th>Optional Table Heights</th> </tr> </thead> <tbody> <tr> <td>Fixed Height</td> <td>29"</td> <td>18", 21", 25", 36" & 42"</td> </tr> </tbody> </table>	X-Base Companion Table Heights	Standard Table Height	Optional Table Heights	Fixed Height	29"	18", 21", 25", 36" & 42"
X-Base Companion Table Heights	Standard Table Height	Optional Table Heights					
Fixed Height	29"	18", 21", 25", 36" & 42"					

DEWEY X-BASE COMPANION TABLE

Specifications

EDGE OPTIONS, BASE, GLIDES, FINISH SELECTION, SHIPPING

Edge Options



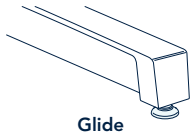
ABS edgeband: Model AB 2mm ABS edgeband available with all Dewey X-Base Companion Tables.

Urethane Edge: Model MZ3 Clara knife profile urethane edge available with all Dewey X-Base Companion Tables.

X-Base Construction

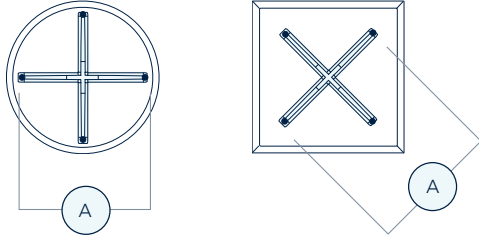
Companion Table X-Base is extruded aluminum with a cast aluminum foot.

Glides



Glides: 3/4" leveling for uneven floors. Casters are not available with X-Base Companion Tables

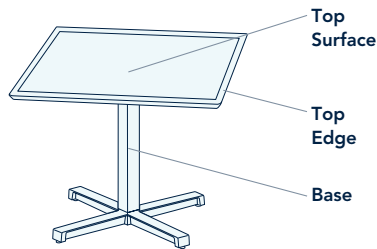
Base Dimensions



The 27" X-Base Companion Tables have a **foot diameter** of 26.75". The 36", 42" and 48" tables have a **foot diameter** of 35.75".

X-Base Foot Sizes					
Table Size:		27"	36"	42"	48"
Round	A	26.75"	35.75"	35.75"	35.75"
Square		26.75"	35.75"	35.75"	n/a

Finish Selection



Finish Selection: Three X-Base Companion Table components require finish selections.

[Click Here](#) to review all current izzy+ Product Group colors and finishes.

X-Base Companion Table Finish Selection	High-Pressure Laminate	Model MZ3 Urethane Edge	Model AB 2mm ABS Edgeband	Metal
Top Surface	•			
Top Edge		•	•	
Base				•

Shipping & Assembly

X-Base Companion Tables are **shipped knocked down**. **Legs are shipped assembled**. Table tops are pre-drilled for easy assembly to legs. Specifying lower height table legs, reduces overall weight by up to two pounds per table.

DEWEY X-BASE COMPANION TABLE

Pricing

ROUND & SQUARE

Round



DIMENSIONS	WEIGHT	MODEL #	AB 2MM ABS EDGE BAND	MZ3 URETHANE EDGE	L610 MARKER- BOARD **
27DIA x 29H *	42 lb	RLNTRND27XB	\$1,238	\$1,413	+ \$245
36DIA x 29H *	59 lb	RLNTRND36XB	\$1,338	\$1,513	+ \$245
42DIA x 29H *	71 lb	RLNTRND42XB	\$1,521	\$1,696	+ \$297
48DIA x 29H *	84 lb	RLNTRND48XB	\$1,673	\$1,848	+ \$297

* List prices reflect tables with standard 29" height. See below for optional heights.

** When selecting markerboard, edge color will default to A300/U300 Black.

Square



DIMENSIONS	WEIGHT	MODEL #	AB 2MM ABS EDGE BAND	MZ3 URETHANE EDGE	L610 MARKER- BOARD **
27D x 27W x 29H *	47 lb	RLNTSQ27XB	\$1,238	\$1,413	+ \$245
36D x 36W x 29H *	68 lb	RLNTSQ36XB	\$1,338	\$1,513	+ \$245
42D x 42W x 29H *	83 lb	RLNTSQ42XB	\$1,521	\$1,696	+ \$297

* List prices reflect tables with standard 29" height. See below for optional heights.

** When selecting markerboard, edge color will default to A300/U300 Black.

1. Model Number

EX: RLNTSQ27XB

2. Top Finish

Standard Laminate

Group 1 laminate

[Click Here](#) to review izzy+ group 1 laminate selection.

Non-Standard Laminate

Call customer service for a quote; extended lead times may apply.

L610 Markerboard

See upcharge column above.

3. Edge Profile/Finish

AB 2mm ABS edgeband

[Click Here](#) to review izzy+ AB edgeband color selection.

MZ3 Clara knife profile urethane edge

[Click Here](#) to review izzy+ urethane color selection.

4. Base Finish

[Click Here](#) to review izzy+ metal finish selection.

P300 Black (P10)	std
P348 Designer White	std
P411 Alloy (P11)	std
P431 Metallic Silver (P06)	std
P623 Dover White (P07)	std
Other Finish	quote required

5. Height Options

12 29" (std)	+ \$0
09 18"	+ \$70
10 21"	+ \$70
11 25"	+ \$70
13 36"	+ \$70
14 42"	+ \$70

DEWEY TABLE OPTIONS & ACCESSORIES

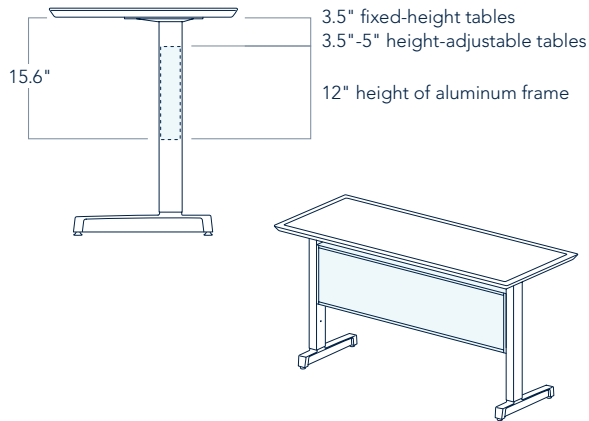


DEWEY TABLE OPTIONS & ACCESSORIES

Specifications

MODESTY PANELS

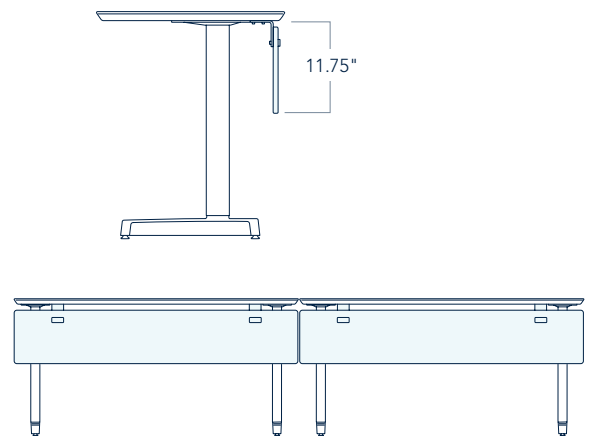
Aluminum Frame Modesty Panels (Table Option)



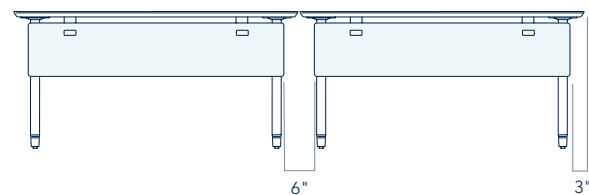
Factory installed, the optional **Aluminum Frame Modesty Panel** attaches to Training Table legs. Available in laminate or frosted acrylic infills. Grain direction of laminate is horizontal.

Available as an option with the following C-Leg Training Tables only: fixed 29" height, pin-height adjustable (27"- 33" range only), crank-height adjustable, and flip-top. **Must be ordered with the table.**

Worksurface-Mounted Modesty Panels (Table Accessory)



Worksurface-Mounted Modesty - Full Width
 for non-powered or On The Fly (individually corded power units) tables



Worksurface-Mounted Modesty - 6" undersize
 for Move About (consecutively powered) tables

Worksurface-Mounted Modesty Panel is an accessory that can be ordered separate from the table, and is field installed. It has 2mm ABS edgeband and visible steel mounting hardware that fastens to underside of worksurface.

Panel is 11" high and hangs $\frac{3}{4}$ " below worksurface. Not available with the Stay Put Power/Data Trough.

Tables with consecutively powered (Move About) connections require a 6" gap between modesty panels.

Available as an accessory with the following C-Leg Training Tables only: fixed height, pin-height adjustable and crank-height adjustable.

Available in laminate. Grain direction is horizontal.

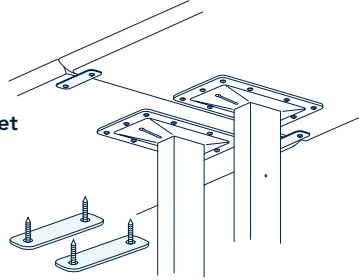
DEWEY TABLE OPTIONS & ACCESSORIES

Specifications

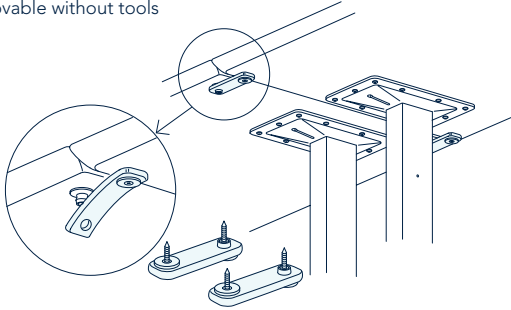
GANGING BRACKETS & WIRE MANAGEMENT

Ganging Brackets

Flat Ganging Bracket
connecting tables that Stay Put



Flexible Ganging Bracket
connecting tables that Move About; the bracket is removable without tools



Dewey Training Tables and 6-Top Collaborative Tables are pre-drilled to accept ganging brackets, either flat or flexible. Ganging brackets are required for all table-to-table power configurations (Move About and Stay Put).

Flat ganging bracket attaches to underside of worksurface. Tools required to detach. Black only.

Flexible ganging bracket attaches to underside of worksurface. No tools required to detach. Black only.

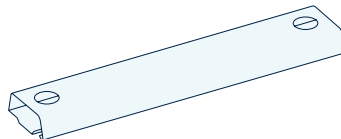
Ganging brackets are sold in sets of two, and can be ordered as an accessory separate from the table. Two ganging brackets are required for each connection.

Wire Management

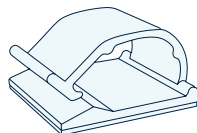
Vertical Wire Management Trough



Horizontal Wire Management Trough



Wire Management Clips



Vertical Wire Management Trough: Available as an accessory. Extruded plastic trough routes power along table leg (18"L). Adhesive firmly secures trough to side of leg. The inside cross-sectional dimensions are 2.35"W by 1"D. Available in satin silver, or black.

Horizontal Wire Management Trough: Extruded plastic trough carries power and data underneath worksurface. Ships in two sections to accommodate grommets and integrated power. The inside cross-sectional dimensions are 2.35"W by 1"D. Trough is fastened with adhesive tape, and allows screws to be inserted every 12" for additional strength. Available for all rectangular table widths.

for 36"L tables, kit includes one 14"L trough
 for 48"L and 60"L tables, kit includes two 14"L troughs
 for 72"L tables, kit includes two 26"L troughs

Wire Management Clips: Durable plastic clips manage power module cables underneath the worksurface. Fastened with adhesive tape (5 per package, black only).

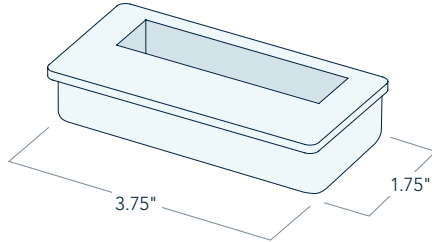
DEWEY TABLE OPTIONS & ACCESSORIES

Specifications

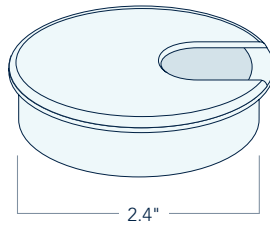
GROMMETS, GLIDES, CASTERS

Grommets

Training Table Grommet



6-Top Collaborative Table Grommet



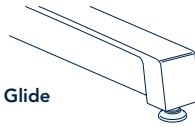
Grommets are a factory installed option on all Training Tables and 6-Top Collaborative Tables.

Training Table Grommets: Two black rectangular grommets (3.75" L x 1.75" D) are installed at rear-left and right, 14" apart on center. Each Grommet includes a liner and cover. See Training Table Section for specifications and pricing. Must be ordered with table.

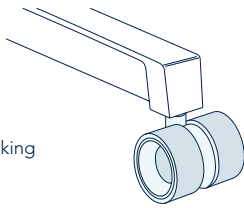
6-Top Collaborative Table Grommets: One black round grommet (2.4" diameter) is available as an option and is centrally placed. Grommet includes a liner and cover. Power is not available if Grommet option is selected. Must be ordered with table.

Glides & Casters

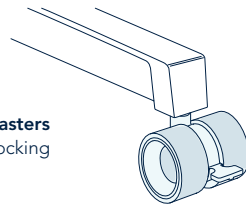
Glide



Casters Non-locking



Casters Locking

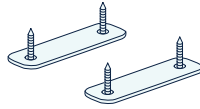


Glides: 3/4" leveling for uneven floors. Standard all tables except optional for Flip-Top Training Table.

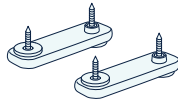
Casters: Factory installed, optional on all Training Tables and 6-Top Collaborative Tables except standard for Flip-Top Training Table. 60mm dual wheel; each Training Table model contains two locking and two non-locking; each 6-Top Table contains 3 locking and 3 non-locking. Two-tone caster: charcoal with cool-grey interior. See table pricing pages for pricing. Must be ordered with table.

DEWEY TABLE OPTIONS & ACCESSORIES
Pricing
GANGING BRACKETS, WIRE MANAGEMENT

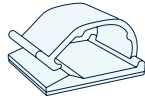
**Flat
Ganging Bracket**



**Flexible
Ganging Bracket**



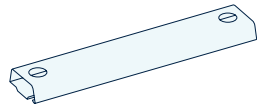
**Wire
Management Clips**



**Vertical Wire
Management Trough**



**Horizontal Wire
Management Trough**



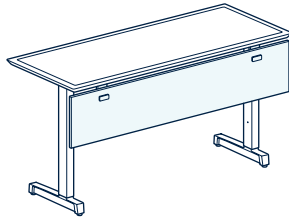
PRODUCT DESCRIPTION	QTY IN PACKAGE	MODEL #	LIST PRICE
flat ganging bracket	2	PWRFLATG	\$76
flexible ganging bracket	2	PWRFLEXG	\$76
wire management clip	5	PWRWMCLIP	\$16
18" vertical wire management trough T95 black	1	RLNVWMT.T95	\$44
18" vertical wire management trough T96 satin silver	1	RLNVWMT.T96	\$44
horizontal wire management trough kit 34" & 36" tables	1 14" trough	RLNWMT36	\$56
horizontal wire management trough kit 48", 54" & 60" tables	2 14" troughs	RLNWMT60	\$111
horizontal wire management trough kit 66", 72" & 84" tables	2 26" troughs	RLNWMT84	\$111

DEWEY TABLE OPTIONS & ACCESSORIES

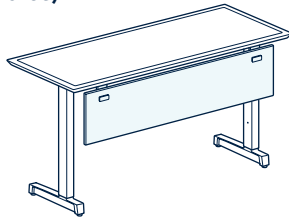
Pricing

WORKSURFACE-MOUNT MODESTY PANELS (ACCESSORY)

Full-Width Modesty Panel



6" Undersized Modesty Panel (consecutively powered tables)



DESCRIPTION	MODESTY PANEL DIMENSIONS	TABLE WIDTH	MODEL #	LIST PRICE
Worksurface-Mounted Full-Width Modesty Panel for non-powered or On The Fly tables (modesty panels are same width as table)	11D x 36W	36"	RLNMODP36	\$329
	11D x 48W	48"	RLNMODP48	\$364
	11D x 54W	54"	RLNMODP54	\$380
	11D x 60W	60"	RLNMODP60	\$395
	11D x 66W	66"	RLNMODP66	\$414
	11D x 72W	72"	RLNMODP72	\$430
	11D x 84W	84"	RLNMODP84	\$465
Worksurface-Mounted Undersized Modesty Panel for Move About consecutively powered tables (requires 6" gap between modesty panels)	11D x 30W	36"	RLNMODP36P	\$329
	11D x 42W	48"	RLNMODP48P	\$364
	11D x 48W	54"	RLNMODP54P	\$380
	11D x 54W	60"	RLNMODP60P	\$395
	11D x 60W	66"	RLNMODP66P	\$414
	11D x 66W	72"	RLNMODP72P	\$430
	11D x 78W	84"	RLNMODP84P	\$465

Available as a field installed accessory with the following rectangular C-Leg tables only: fixed height, pin-height adjustable and crank-height adjustable.

1. Model Number

EX: RLNMODP60

2. Modesty Panel Laminate Finish

Standard Laminate

Group 1 laminate

[Click Here](#) to review izzy+ group 1 laminate selection.

Non-Standard Laminate

Call customer service for a quote; extended lead times may apply.

Note: grain direction runs horizontally.

3. Modesty Panel Edge Finish

AB 2mm ABS Edgeband

[Click Here](#) to review izzy+ AB edgeband color selection.

4. Modesty Panel Bracket Finish

[Click Here](#) to review izzy+ metal finish selection.

P431 Metallic Silver (P06) (std)	+\$0
P623 Dover White (P07)	+\$0
P348 Designer White	+\$0
P300 Black (P10)	+\$0
P411 Alloy (P11)	+\$0

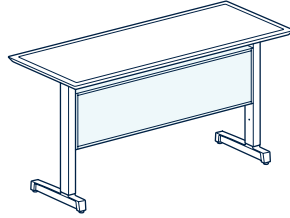
DEWEY TABLE OPTIONS & ACCESSORIES

Pricing

ALUMINUM FRAME MODESTY PANELS (TABLE OPTION)

Aluminum Frame Modesty Panel*

*Note: factory installed option; must be ordered with table



DESCRIPTION	MODESTY PANEL DIMENSIONS	TABLE WIDTH	LIST PRICE
Option Code: MPL Aluminum Frame Modesty Panel Laminate Infill	12D x 25W	36"	+ \$405
	12D x 37W	48"	+ \$486
	12D x 43W	54"	+ \$570
	12D x 49W	60"	+ \$624
	12D x 55W	66"	+ \$663
	12D x 61W	72"	+ \$700
	12D x 73W	84"	+ \$780
Option Code: MPA Aluminum Frame Modesty Panel Frosted Acrylic Infill	12D x 25W	36"	+ \$516
	12D x 37W	48"	+ \$598
	12D x 43W	54"	+ \$683
	12D x 49W	60"	+ \$737
	12D x 55W	66"	+ \$775
	12D x 61W	72"	+ \$811
	12D x 73W	84"	+ \$891

Available with the following rectangular C-Leg tables only: 29" fixed height, pin-height adjustable (27" - 33" range only), crank-height adjustable and Flip-Top. Factory installed option; must be ordered with table.

1. Model Number

EX: MPA72

2. Modesty Panel Laminate Finish

(for laminate infill models)

Laminate matches the table top std

Other laminate: quote required

DEWEY TABLE POWER



DEWEY TABLE POWER

Overview

POWER SOLUTION OPTIONS

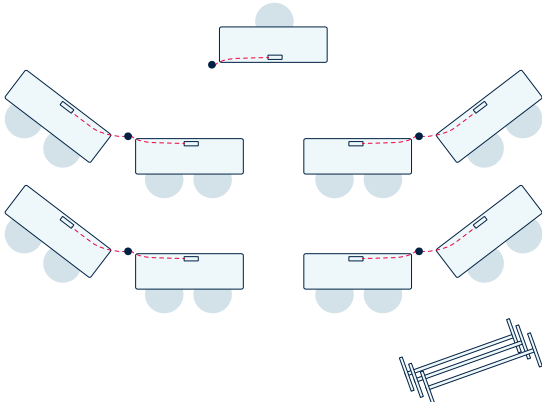
Comparison

Flexibility	On the Fly	Move About	Stay Put	Stay Put NYC
data*	N	N	Y	Y
electrician needed	N	N	Y	Y
cost	\$	\$\$	\$\$\$	\$\$

*Stay Put Power Data Trough Kit accommodates data configurations. Data jack adapters included. Customer provides data jacks and cording.

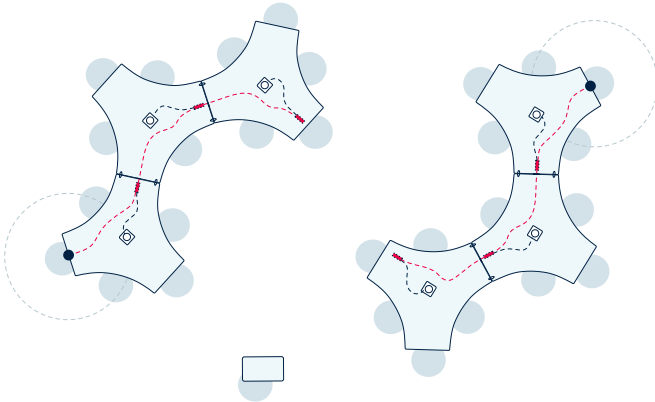
Three different types of power solutions are available. To select the best solution for the space or application, identify how different power needs impact configuration options. **Table-to-table power** requires ganging. Adding ganging and consecutively connected power minimizes flexibility.

On the Fly



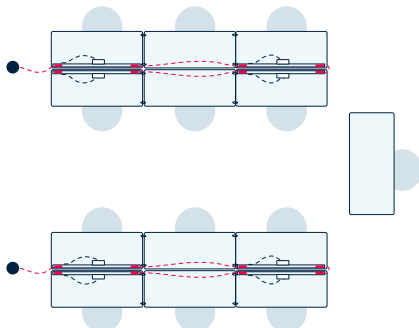
Highly mobile reconfigurations provide maximum flexibility and the option to reconfigure on the fly, sometimes multiple times per day. Select furniture with more flexibility and/or space saving features that flip or nest. Solutions include surface-mounted power modules that are easily plugged into a floor receptacle, or no power at all.

Move About



Moderate reconfigurations focus on shifting teaching and learning methods with more furniture movement and moderate flexibility. The power solutions are easy and intuitive for the end user that requires minimal power and data requirements, with heavier focus on charging end user devices. Power components and ganging mechanisms are easier to disconnect (without tools) for occasional reconfiguration.

Stay Put



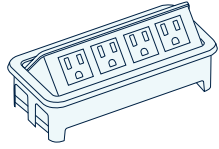
Stationary configurations with hardwired power troughs have less flexibility and often focus on traditional training applications (computer labs) with heavier technology, power, and data needs. Furniture may be moved for building maintenance. Limitations on power access locations (infeeds) may be present in the space. Stay Put NYC fully hardwired options are also available.

DEWEY TABLE POWER

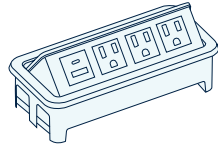
Specifications

POWER MODULES

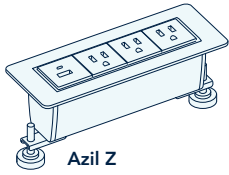
Training Table Power Modules



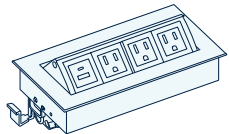
Nacre
4 Power



Nacre
3 Power, 1 USB A+C



Azil Z
3 Power, 1 USB A+C



Mho
3 Power, 1 USB A+C

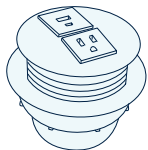
Nacre: 4 port, flip-up module.
 Bezel size: 7.25"L x 3-5/16"W
 Finishes: White or Black
 Configurations: 4 power, only available with On the Fly
 3 power, 1 USB A+C

Axil Z: 4 port, flush-mount module.
 Bezel size: 8.125" L x 3"W
 Finishes: White or Black with Clear Anodized Aluminum accent strip
 Configuration: 3 power, 1 USB A+C

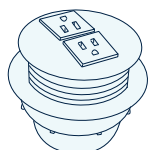
Mho: 4 port, flip-up module.
 Bezel size: 8.3" L x 4-7/16"W
 Finish: Clear Anodized Aluminum/Black trim
 Configuration: 3 power, 1 USB A+C

Note: On the Fly and Stay Put power modules for rectangular tables have a standard 15amp, 72"L cord.

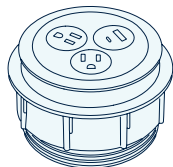
6-Top Table Power Modules



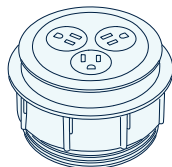
Node
1 Power, 1 USB A+C



Node
2 Power



Eclipse
2 Power, 1 USB A+C



Eclipse
3 Power

Node: 2 port, flush-mount module.
 Bezel size: 4" diameter
 Finish: Silver/Black trim
 Configurations: 1 power, 1 USB A+C
 2 power

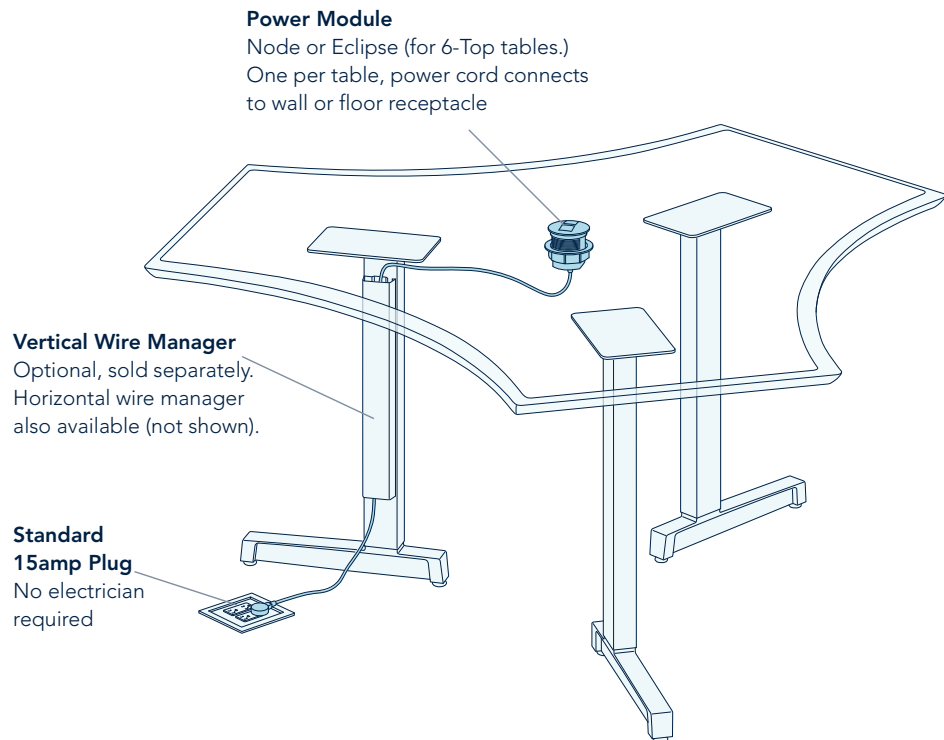
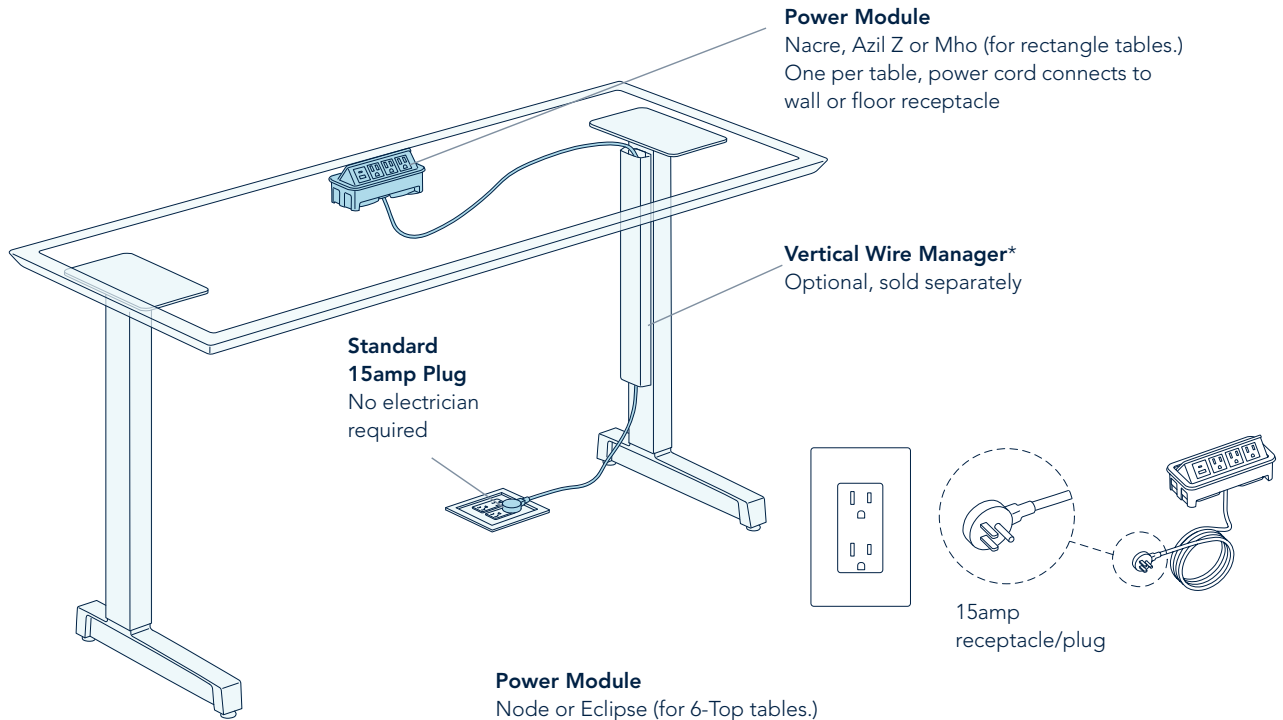
Eclipse: 3 port, flush-mount module.
 Bezel size: 5.5" diameter
 Finishes: White or Black
 Configurations: 2 power, 1 USB A+C
 3 power

Note: On the Fly and Stay Put power modules for 6-Top tables have a standard 15amp, 120"L cord.

DEWEY "ON THE FLY" CORDED POWER
Specifications

Corded power modules for maximum flexibility - reconfigure multiple times per day

Highly mobile reconfigurations provide maximum flexibility and the option to reconfigure on the fly, sometimes multiple times per day. Select furniture with more flexibility and/or space saving features that flip or nest. Solutions include surface-mounted power modules that are easily plugged in to a floor receptacle. On The Fly power modules are UL listed.

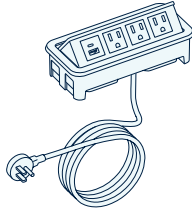


DEWEY "ON THE FLY" CORDED POWER

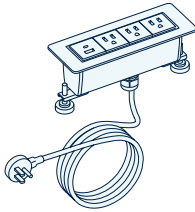
Pricing

POWER MODULES

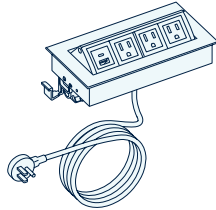
Nacre



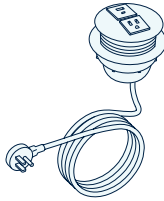
Axil Z



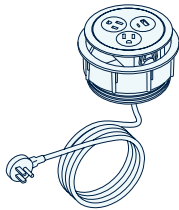
Mho



Node



Eclipse



PRODUCT DESCRIPTION	OPTION CODE	TABLE SHAPE	COLOR	MODEL #	LIST PRICE
Nacre 4 power 72" cord	i10a	Rectangle	White	PWRi10aOF.AV	\$617
			Black	PWRi10aOF.C	\$617
Nacre 3 power, 1 USB A+C 72" cord	i10b	Rectangle	White	PWRi10bOF.AV	\$765
			Black	PWRi10bOF.C	\$765
Axil Z 3 power, 1 USB A+C 72" cord	i20	Rectangle	White	PWRi20OF.Z07	\$954
			Black	PWRi20OF.Z06	\$954
Mho 3 power, 1 USB A+C 72" cord	i30	Rectangle	Clear Anodized Aluminum w/Black Trim	PWRi30OF.EFA	\$997
Node 1 power, 1 USB A+C 120" cord	i40a	6-Top	Metallic Silver w/Black Trim	PWRi40aOF.DZC	\$578
Node 2 power 120" cord	i40b	6-Top	Metallic Silver w/Black Trim	PWRi40bOF.DZC	\$398
Eclipse 2 power, 1 USB A+C 120" cord	i50a	6-Top	Black	PWRi50aOF.Z130	\$735
			White	PWRi50aOF.Z131	\$735
Eclipse 3 power 120" cord	i50b	6-Top	Black	PWRi50bOF.Z130	\$565
			White	PWRi50bOF.Z131	\$565

Order one corded power module for each powered table.
 Available on Dewey Training or 6-Top tables only.
 Power modules are UL listed.

DEWEY "MOVE ABOUT" IQ2.0 POWER Specifications

Moderate flexibility for occasionally reconfigured applications

Focus on shifting teaching and learning methods with more furniture movement and moderate flexibility. The IQ2.0 power solutions are easy and intuitive for the end user that requires minimal power and data requirements, with heavier focus on charging end user devices. Power components and ganging mechanisms are easier to disconnect (without tools) for occasional reconfiguration. UL recognized.

Pass-Through Connector Kit

Use to pass power through a non-powered table that is positioned between two powered tables, or to extend power between two power modules that are greater than 60" apart (counts as one module)

Flexible Ganging Bracket

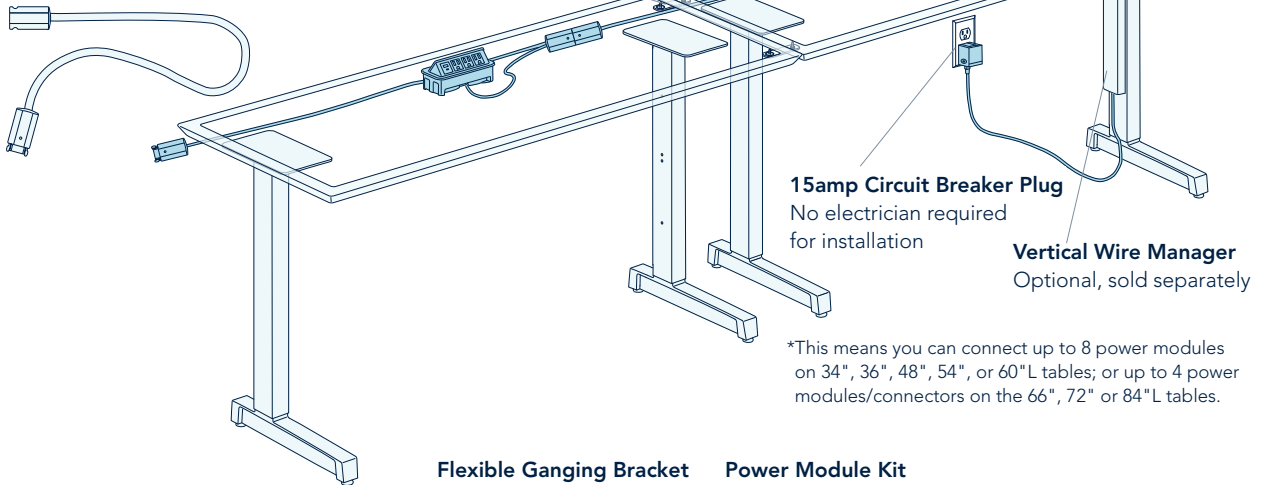
Pair required per table when distributing power between tables (included in Power Module and Pass-Through Connector Kits)

Power Module Kit

Nacre, Azil-Z or Mho
 One per table, connects to Starter Box and consecutive table.
 Wire Management Clips included (5 per package)

Starter Box

Connect up to 8 Power Modules and/or Pass-Through Connector Kits on one Starter Box*



15amp Circuit Breaker Plug
 No electrician required for installation

Vertical Wire Manager
 Optional, sold separately

*This means you can connect up to 8 power modules on 34", 36", 48", 54", or 60" L tables; or up to 4 power modules/connectors on the 66", 72" or 84" L tables.

Starter Box

Connect up to 8 Power Modules and/or Pass-Through Connector Kits on one Starter Box*

Flexible Ganging Bracket

Pair required per table when distributing power between tables (included in Power Module and Pass-Through Connector Kits)

Power Module Kit

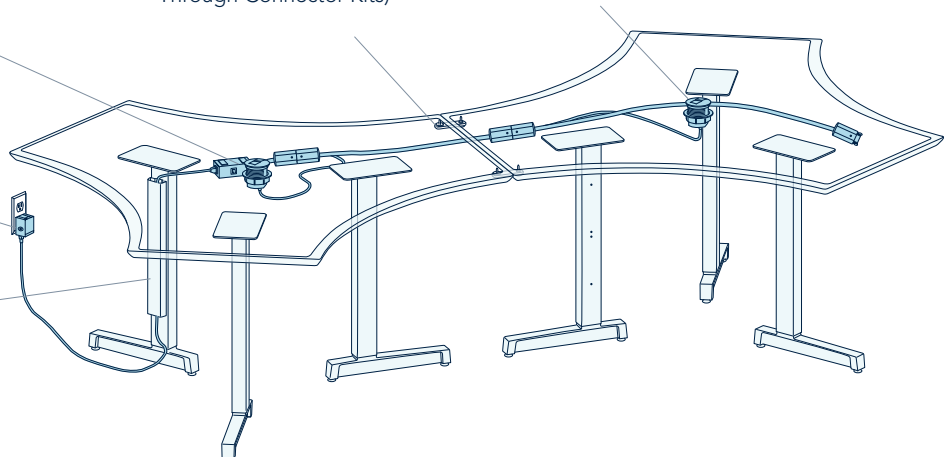
Node or Eclipse, one per table, connects to Starter Box and consecutive table.
 Wire Management Clips included (5 per package)

15amp Circuit Breaker Plug

No electrician required

Vertical Wire Manager

Optional, sold separately

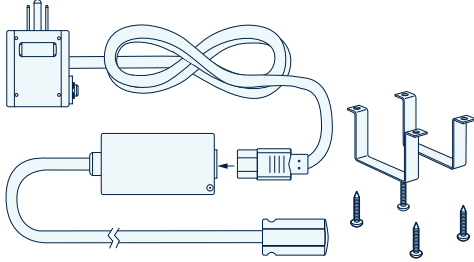


DEWEY "MOVE ABOUT" IQ2.0 POWER

Specifications

POWER COMPONENTS

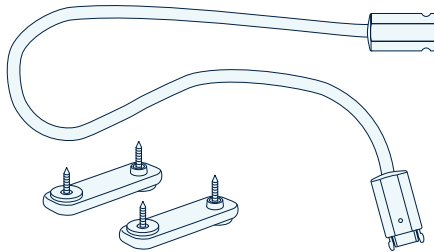
Starter Box and Bracket



Starter Box and Bracket brings power to tables with no electrician required. Order one starter box for each run/row of tables. Connect up to 8 Power Modules and/or Pass-Through Connectors on one Starter Box. The Starter Box replaces a traditional infeed with no electrician required. The standard 15amp plug is available in 72" and 120" cord lengths. UL recognized.

Note: The Starter Box monitors for the correct number of units. Once connected to power, the indicator light will be green. If more than 8 Power Modules or Pass-Through Connectors are plugged into the Starter Box, power will shut down and the indicator light will be red. To reset, disconnect the extra unit(s) and unplug the Starter Box from power for 15 seconds. Reconnect power to the Starter Box. The indicator light should be green. If the Starter Box is overloaded, the circuit breaker will trip and will have to be reset.

Pass-Through Connector Kit



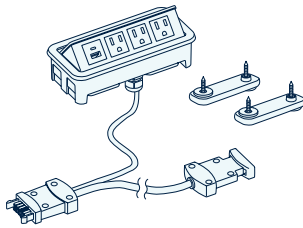
Pass-Through Connector Kit is used to pass power through a non-powered table that is positioned between two powered tables. Available to accommodate tables from 36" to 84" in width. Includes Flexible Ganging Bracket pair. Counts as one unit towards the maximum of eight.

DEWEY "MOVE ABOUT" IQ2.0 POWER

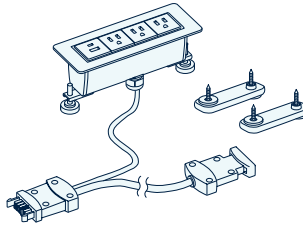
Pricing

POWER MODULES & COMPONENTS

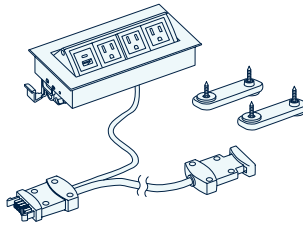
Nacre



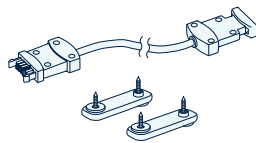
Axil Z



Mho



Pass-Through Connector Kit



Note: Used to pass power through a non-powered table that is positioned between two powered tables, or when the distance between units exceeds 60". Order one for each non-powered table.

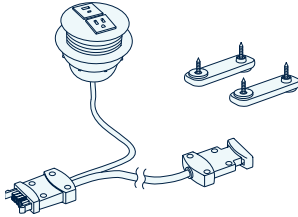
PRODUCT DESCRIPTION	OPTION CODE	TABLE WIDTH	COLOR	MODEL #	LIST PRICE
Nacre 3 power, 1 USB A+C 72" cord length + flex ganging brackets + wire management clips	i10b	36" to 60"	White High Gloss	PWRi10bMA60.AV	\$958
			Black High Gloss	PWRi10bMA60.C	\$958
		66" to 84" (includes pass-through connector)	White High Gloss	PWRi10bMA84.AV	\$1,134
			Black High Gloss	PWRi10bMA84.C	\$1,134
Axil Z 3 power, 1 USB A+C 72" cord length + flex ganging brackets + wire management clips	i20	36" to 60"	White	PWRi20MA60.Z07	\$1,088
			Black	PWRi20MA60.Z06	\$1,088
		66" to 84" (includes pass-through connector)	White	PWRi20MA84.Z07	\$1,254
			Black	PWRi20MA84.Z06	\$1,254
Mho 3 power, 1 USB A+C 72" cord length + flex ganging brackets + wire management clips	i30	36" to 60"	Clear Anodized Aluminum w/Black Trim	PWRi30MA60.EFA	\$1,115
		66" to 84" (includes pass-through connector)	Clear Anodized Aluminum w/Black Trim	PWRi30MA84.EFA	\$1,292
Pass-Through Connector Kit + flex ganging brackets + wire management clips		36"		PWRPASS36	\$267
		48"		PWRPASS48	\$276
		54" & 60"	Black	PWRPASS60	\$279
		66" & 72"		PWRPASS72	\$428
		84"		PWRPASS84	\$439

DEWEY "MOVE ABOUT" IQ2.0 POWER

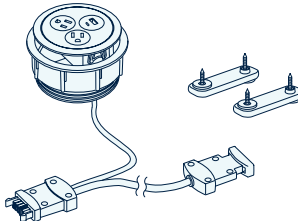
Pricing

POWER MODULES & COMPONENTS

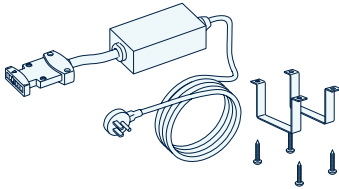
Node



Eclipse



Starter Box & Bracket Kit

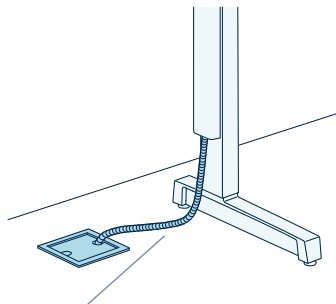
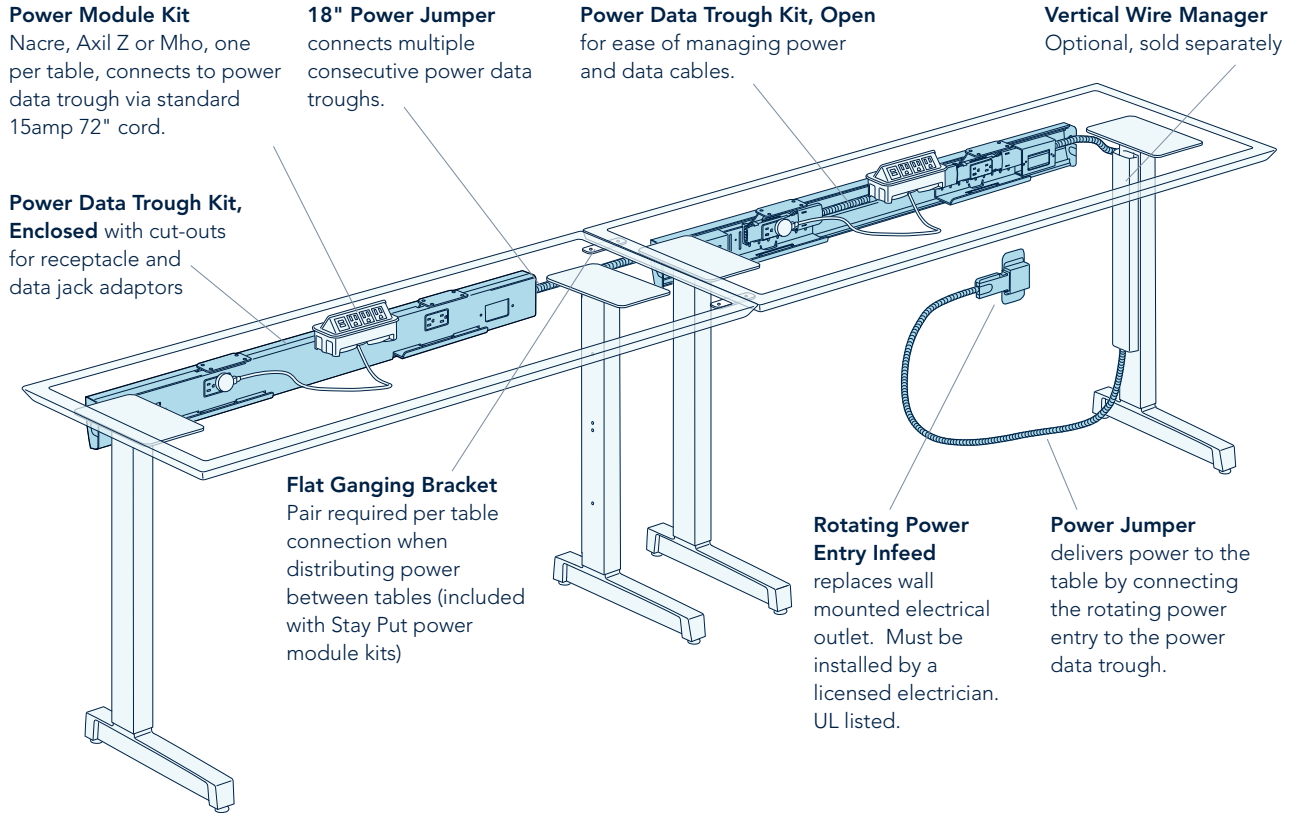


PRODUCT DESCRIPTION	OPTION CODE	TABLE TYPE	COLOR	MODEL #	LIST PRICE
Node 1 power, 1 USB A+C 120" cord length + flex ganging brackets + wire management clips	i40a	6-Top Table Only	Metallic Silver w/Black trim	PWRi40aMA6T.DZC	\$843
Node 2 power 120" cord length + flex ganging brackets + wire management clips	i40b		Metallic Silver w/Black trim	PWRi40bMA6T. DZC	\$681
Eclipse 2 power, 1 USB A+C 120" cord length + flex ganging brackets + wire management clips	i50a		Black	PWRi50aMA6T. Z130	\$1,064
		White	PWRi50aMA6T. Z131	\$1,064	
Starter Box & Bracket Kit 72" cord length				PWRSTART72	\$1,092
Starter Box & Bracket Kit 120" cord length				PWRSTART120	\$1,134

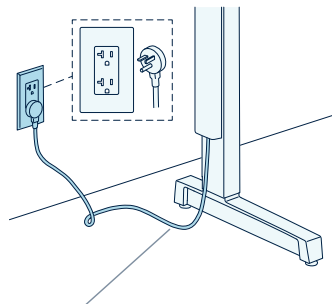
DEWEY "STAY PUT" HARDWIRED TROUGH POWER Specifications

Stay Put Stationary Configurations

Stationary configurations have less flexibility and often focus on traditional training applications (computer labs) with heavier technology, power, and data needs. Furniture may be moved for building maintenance. Limitations on power access locations (infeeds) may be present in the space. Available with rectangular training tables only.



20amp Hardwire Infeed (72")
Electrician required for installation.
UL listed



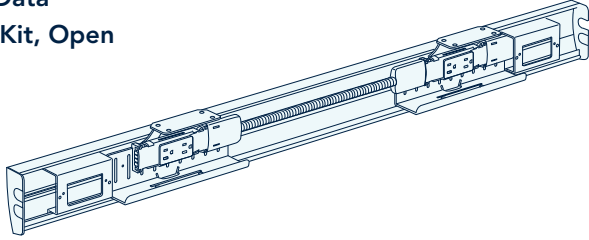
20amp Corded Infeed (72")
20amp receptacle required.
UL recognized

DEWEY "STAY PUT" HARDWIRED TROUGH POWER

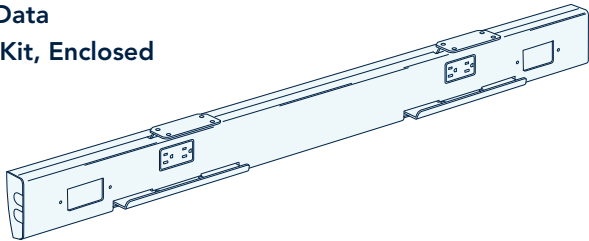
Specifications

POWER COMPONENTS

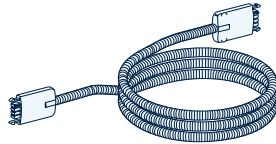
Power Data Trough Kit, Open



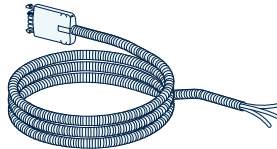
Power Data Trough Kit, Enclosed



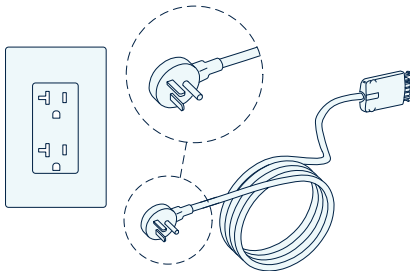
Power Jumper



20amp Hardwire Infeed



20amp Corded Infeed



Power Data Trough Kit

Extruded aluminum trough mounts to underside of worksurface with 2 brackets, providing integrated wire management with power and data access. Trough includes 4 power outlets, two per side, as well as data outlets with voice/data adapter kit. Trough is available on tables with Aluminum Frame Modesty Panel, but not Worksurface-Mounted Modesty Panel. Also unavailable on flip-top tables. Available finishes include P06 silver, P07 white, P09 charcoal, P10 black, P11 alloy. Order one power data trough kit per table.

- Exterior faceplate design provides clean, modernist aesthetic and is available in finishes that match the leg
- Enclosed Power Data Trough Kit fastens to trough, providing tamper-proof solution
- Non-sequential functionality
- 4-wire available in one or two circuit power
- Extends full width of table

Power Jumpers: Connect multiple Power Data Trough Kits. Available in 18" (for consecutive power/data trough connections), 48" and 72" lengths (for non-consecutive power/data trough connections).

Power Infeed Options:

Infeed brings power to the Power Data Trough for each row of tables. One circuit recommended for up to 5 tables. Two circuit recommended for up to 10 tables. Flat bracket for ganging is required for table-to-table power connection and included with the power module kit specified.

20amp Hardwire Infeed: For one and two circuit. Provides traditional access to the building power source at the wall or floor (72"L). Power entry must be installed by licensed electrician. UL listed.

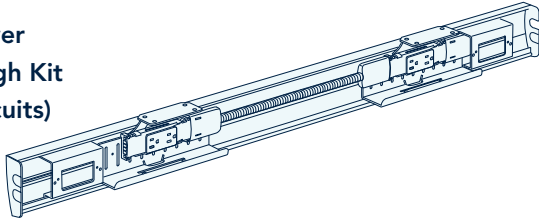
20amp Corded Infeed: For one circuit only. Allows Power Data Trough to be connected to 20amp wall or floor-mounted plug (72"L). UL recognized.

DEWEY "STAY PUT" HARDWIRED TROUGH POWER

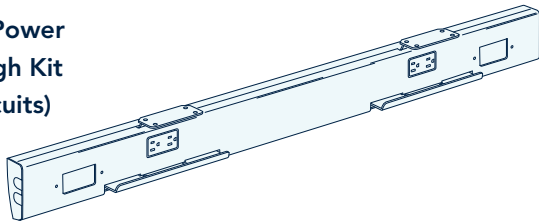
Pricing

POWER/DATA TROUGH KIT


**Open Power
Data Trough Kit
(1 or 2 circuits)**



**Enclosed Power
Data Trough Kit
(1 or 2 circuits)**



**18" Power
Jumper**



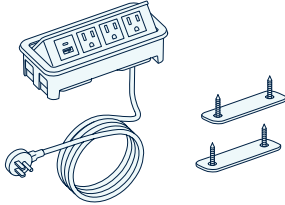
PRODUCT DESCRIPTION	COLOR	LENGTH	MODEL #	LIST PRICE
Open Power Data Trough Kit 1 circuit system (recommended for 1-5 tables)	Available in: P431 Metallic Silver P623 Dover White P348 Designer White P300 Black P411 Alloy	36"	RLNPWR136	\$819
		48"	RLNPWR148	\$865
		60"	RLNPWR160	\$930
		72"	RLNPWR172	\$1,037
Open Power Data Trough Kit 2 circuit system (recommended for 6-10 tables)		36"	RLNPWR236	\$875
		48"	RLNPWR248	\$918
		60"	RLNPWR260	\$983
		72"	RLNPWR272	\$1,092
Enclosed Power Data Trough Kit 1 circuit system (recommended for 1-5 tables)	36"	RLNPWR136E	\$1,029	
	48"	RLNPWR148E	\$1,072	
	60"	RLNPWR160E	\$1,138	
	72"	RLNPWR172E	\$1,246	
Enclosed Power Data Trough Kit 2 circuit system (recommended for 6-10 tables)	36"	RLNPWR236E	\$1,082	
	48"	RLNPWR248E	\$1,124	
	60"	RLNPWR260E	\$1,190	
	72"	RLNPWR272E	\$1,299	
18" Power Jumper: connects multiple consecutive Power Data Trough Kits.		18"	RLNPWRP2P	\$105

DEWEY "STAY PUT" HARDWIRED TROUGH POWER

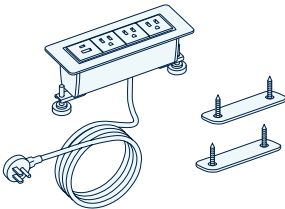
Pricing

STAY PUT POWER MODULES, POWER CONNECTION & JUMPERS

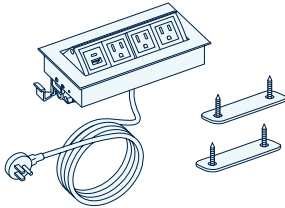
Nacre



Axil Z




Mho

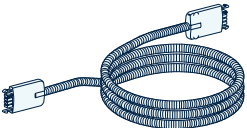


PRODUCT DESCRIPTION	OPTION CODE	COLOR	MODEL #	LIST PRICE
Nacre 3 power, 1 USB A+C 72" cord length + 2 Flat Ganging Brackets	i10b	White	PWRi10bSP.AV	\$784
		Black	PWRi10bSP.C	\$784
Axil Z 3 power, 1 USB A+C 72" cord length + 2 Flat Ganging Brackets	i20	White	PWRi20SP.Z07	\$1,031
		Black	PWRi20SP.Z06	\$1,031
Mho 3 power, 1 USB A+C 72" cord length + 2 Flat Ganging Brackets	i30	Clear Anodized Aluminum w/Black Trim	PWRi30SP.EFA	\$979

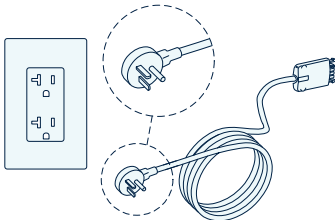
**20amp
Hardwire
Infeed**



**Power
Jumper**



**20amp
Corded
Infeed**



PRODUCT DESCRIPTION	LENGTH	MODEL #	LIST PRICE
20amp Hardwire Infeed* For one and two circuit. Order one infeed for each row/run of tables.	72"	RLNPWRBHDW	\$216
Power Jumper Delivers power to table by connecting to rotating power entry infeed in wall to power data trough.	48"	RLNPWRJ48	\$130
	72"	RLNPWRJ72	\$165
20amp Corded Infeed* For one circuit only. Allows Power Data Trough to be connected to 20amp wall or floor-mounted plug. Order one infeed for each row/run of tables.	72"	RLNPWR1BREP	\$342

* Infeed brings power to the Power Data Trough for each row of tables. One circuit recommended for up to 5 tables. Two circuit recommended for up to 10 tables.

DEWEY "STAY PUT-NYC" FULLY HARDWIRED POWER Specifications

Stationary Hardwired Power for New York City Applications

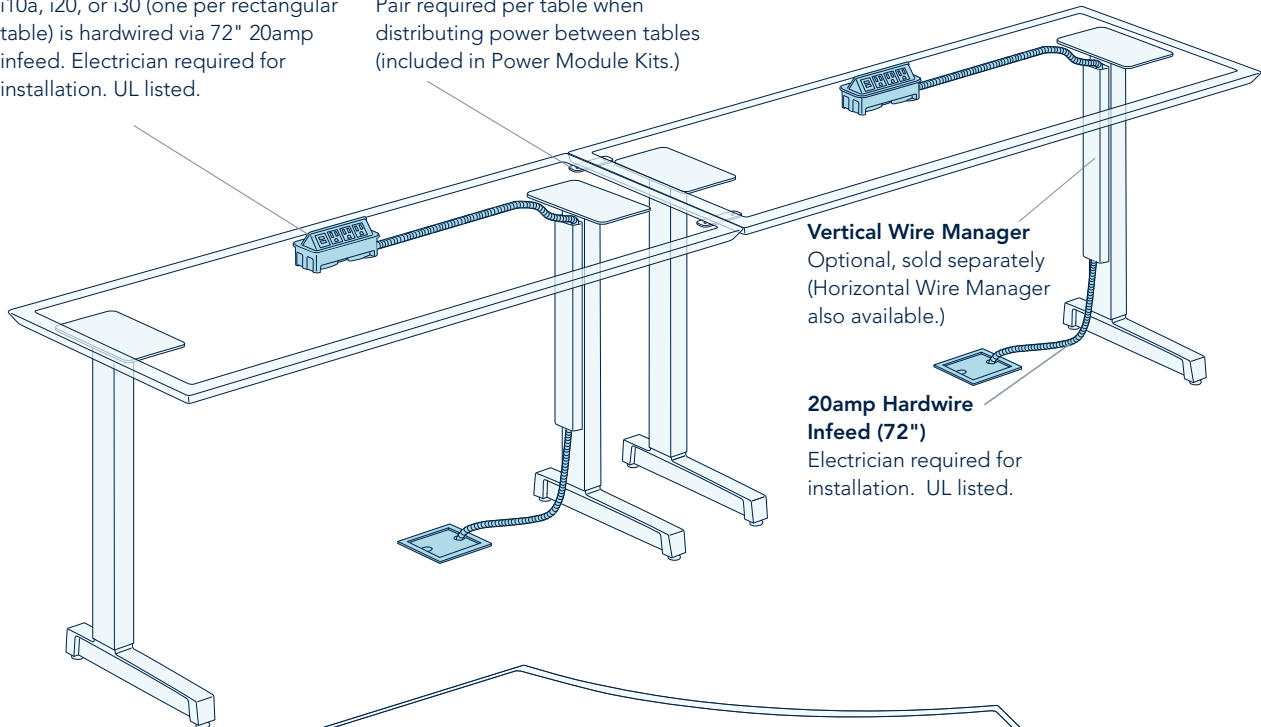
NYC Stationary hardwired power modules have less flexibility and often focus on traditional training applications (computer labs) with heavier technology, power, and data needs. Furniture may be moved for building maintenance. Limitations on power access locations (infeeds) may be present in the space. Available with training or 6-top tables.

Power Module Kit

i10a, i20, or i30 (one per rectangular table) is hardwired via 72" 20amp infeed. Electrician required for installation. UL listed.

Flat Ganging Bracket

Pair required per table when distributing power between tables (included in Power Module Kits.)



Vertical Wire Manager

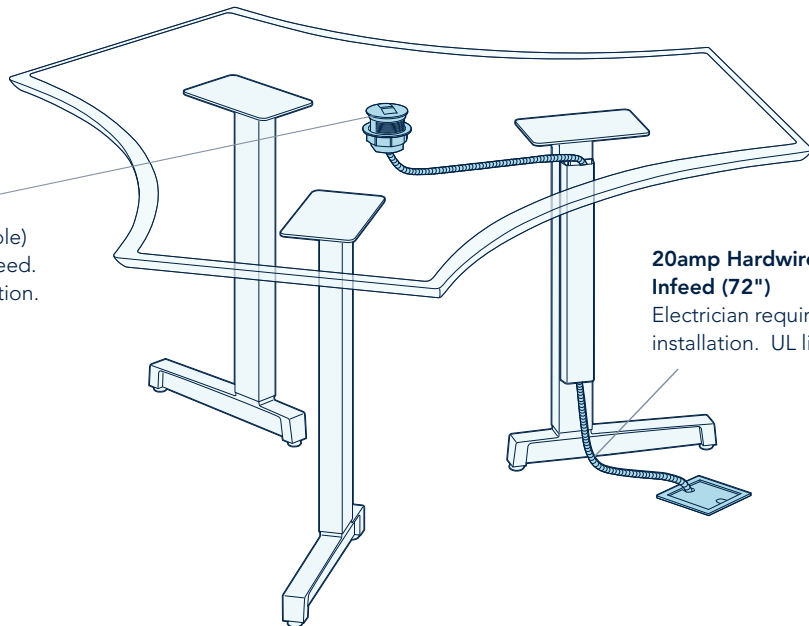
Optional, sold separately (Horizontal Wire Manager also available.)

20amp Hardwire Infeed (72")

Electrician required for installation. UL listed.

Power Module Kit

i40a or i40b (one per 6-top table) is hardwired via 72" 20amp infeed. Electrician required for installation. UL listed.



20amp Hardwire Infeed (72")

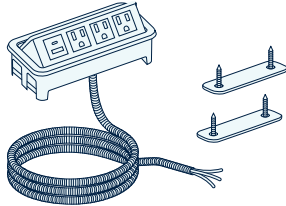
Electrician required for installation. UL listed.

DEWEY "STAY PUT-NYC" FULLY HARDWIRED POWER


Pricing

POWER MODULES

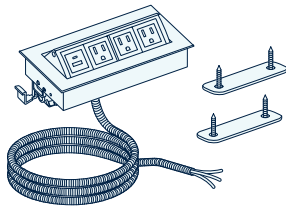
Nacre



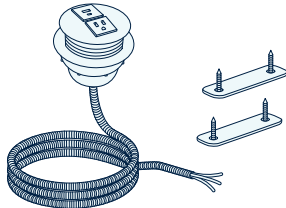
Axil Z



Mho



Node



PRODUCT DESCRIPTION*	OPTION CODE	TABLE TYPE	COLOR	MODEL #	LIST PRICE
Nacre 3 power, 1 USB A+C hardwired* + 2 Flat Ganging Brackets	i10b	Training	White	PWRi10bHW.AV	\$919
			Black	PWRi10bHW.C	\$919
Axil Z 3 power, 1 USB A+C hardwired* + 2 Flat Ganging Brackets	i20	Training	White	PWRi20HW.Z07	\$1,038
			Black	PWRi20HW.Z06	\$1,038
Mho 3 power, 1 USB A+C hardwired* + 2 Flat Ganging Brackets	i30	Training	Clear Anodized Aluminum w/Black Trim	PWRi30HW.EFA	\$1,076
Node 1 power, 1 USB A+C hardwired* + 2 Flat Ganging Brackets	i40a	6-Top	Metallic Silver w/Black Trim	PWRi40aHW.DZC	\$838
Node 2 power hardwired* + 2 Flat Ganging Brackets	i40b	6-Top	Metallic Silver w/Black Trim	PWRi40bHW.DZC	\$725

* An electrician is required to install the hardwired power modules. Order one power module per table; available with Training and 6-Top tables only. Infeeds and junction boxes are provided by the electrician.

DEWEY LECTERN & BUDDY



DEWEY LECTERN & BUDDY

Specifications

STANDARDS, TOPS, EDGES, GROMMET

Standards

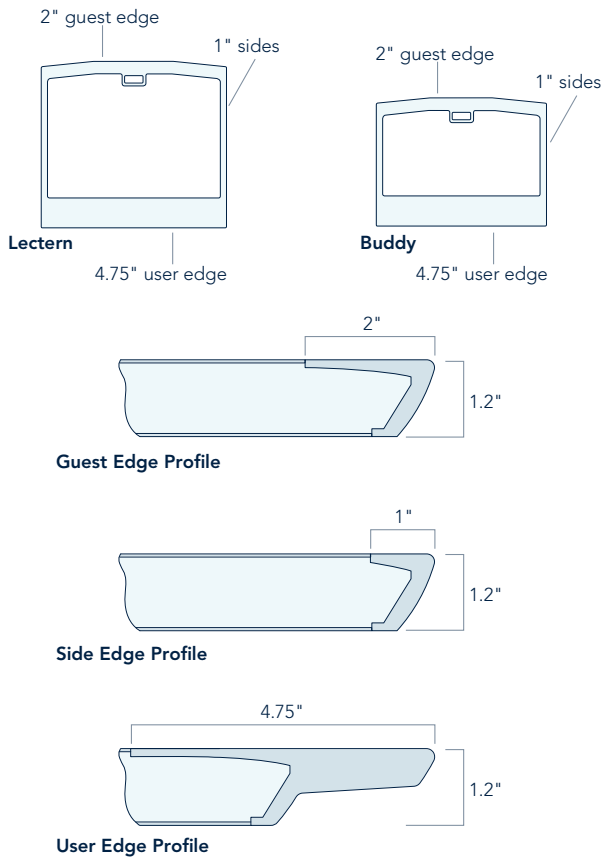
Meets or exceeds applicable ANSI/BIFMA durability and safety standards and is SCS Indoor Advantage Gold certified.

Tops

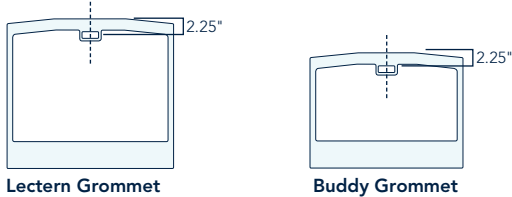
Dewey Lectern & Buddy tops are 1.2" overall thickness, constructed with high-pressure laminate, particle board core, edged and backed with moisture-resistant coverings to form a completely sealed outside surface. Grain direction runs width (longer dimension) of top.

Edges

Urethane is standard edge material on all sides of Lectern and Buddy. Dimensions and profile of the urethane vary on all sides.



Grommet



Molded Urethane Grommet: Integrated urethane-molded grommets (3"L x 1.25"D) are standard with Lectern and Buddy tops. Urethane matches edge selection.

DEWEY LECTERN & BUDDY

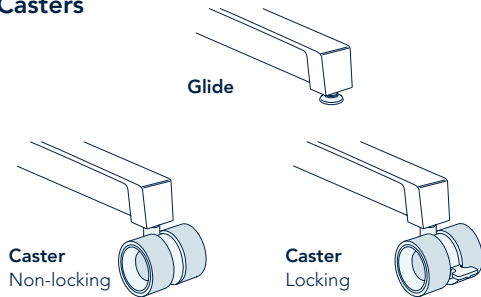
Specifications

FRAME, GLIDES & CASTERS, HEIGHT ADJUSTMENT, MODESTY PANEL

Frame Construction

Dewey Lectern Frames are Extruded aluminum with a cast aluminum foot.

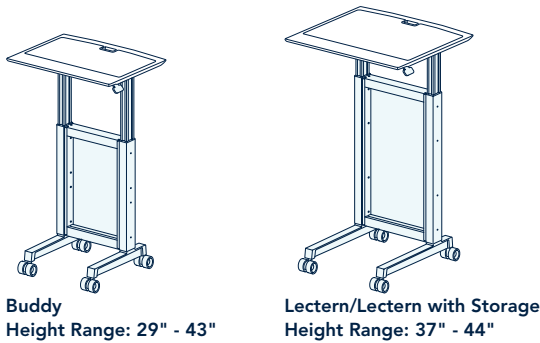
Glides & Casters



Casters (standard): 60mm dual wheel; each model contains two locking and two non-locking, Two-tone caster: charcoal with cool-grey interior.

Glides (optional): 3/4" leveling for uneven floors. (reduces overall height by 2")

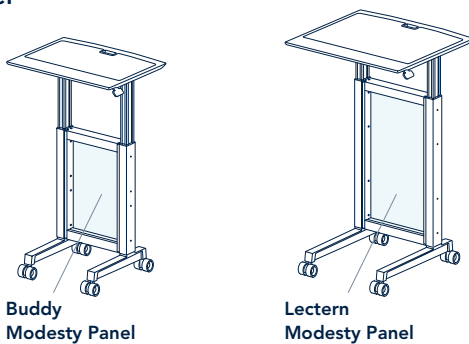
Height Adjustment



Height Adjustment: Pneumatic-activation lever for continuous height adjustment is located under the worksurface.

Lectern Height Adjustment	Pneumatic Height Range
Lectern	37" - 44"
Lectern with Storage	37" - 44"
Buddy	29" - 43"

Modesty Panel



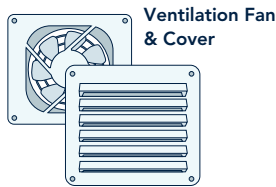
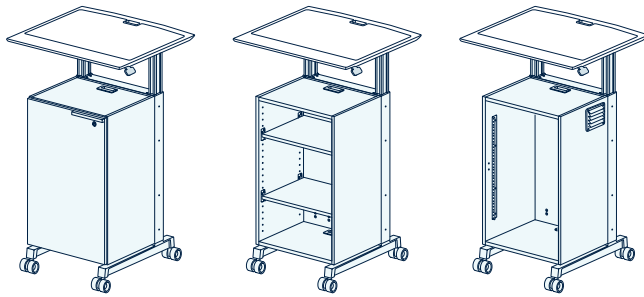
Modesty Panel: Standard for Lectern, Buddy & Lectern with Storage, Modesty Panel is constructed with extruded aluminum frame with standard laminate infill (horizontal grain direction), or optional frosted acrylic infill.

DEWEY LECTERN & BUDDY

Specifications

STORAGE, FINISH SELECTION, SHIPPING

Lectern with Storage



Storage Cabinet: Lectern is available with a locking cabinet for storage and technology. Door pull matches leg finish selection. Black grommets (3.75"L x 1.75"D) installed on top and bottom of cabinet. Cabinet construction consists of 0.75" thermally-fused melamine case and door with coordinating edgeband. Doors are optionally available in 0.75" particle board core with high-pressure laminate and Model AB 2mm ABS edgeband. Grain direction is vertical. Standard with top grommets for wire management. Door hinges can be specified on either the left or right side. Storage cabinet comes standard with a lock. Buddy not available with storage.

Technology Storage Rack: Optional 19" wide technology storage rack accommodates 12 rack units (RU).

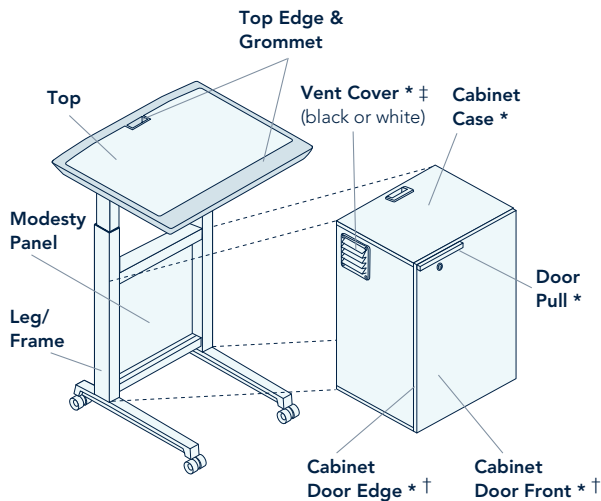
Cabinet dimensions:

Exterior: 20.4"W x 16"D x 30"H

Interior: 19.1"W x 15.4"D x 28.9"H

Ventilation Fan: Optional on Lectern with Storage cabinet. Ideal for venting cabinets and enclosures that contain electronics. Self-contained fan features a large, brushless fan for higher airflow, low noise and durability. When mounted, fan does not vibrate. Fan speed is adjustable. Ventilation fan cover available in white or black.

Finish Selection



Lectern Finish Selection: Finishes must be selected for up to 9 different components for Lectern, Buddy, and Lectern with Storage.

[Click Here](#) to review all current izzy+ Product Group colors and finishes.

Lectern & Buddy Finish Selection	High-Pressure Laminate	Melamine	Urethane	Model AB 2mm ABS Edgeband	Frosted Acrylic (white)	Metal	Plastic (white or black)
Top	•						
Edge & Grommet (matching)			•				
Modesty Panel	• (std)				• (opt)		
Leg/Frame						•	
Cabinet Case *		•					
Cabinet Door Front *	• (opt)	• (std, same as case)					
Cabinet Door Edge * †				• (opt)			
Door Pull *						• (same as leg)	
Vent Fan Cover * ‡							•

* Lectern with Storage only
 † select with optional laminate door only
 ‡ select with optional ventilation fan only

Shipping

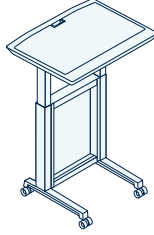
Lectern & Buddy ship assembled. Lectern with Storage ships assembled on a skid with corner guards and shrink wrap. Cabinet will be individually wrapped and placed on skid between Lectern legs.

DEWEY LECTERN & BUDDY

Pricing

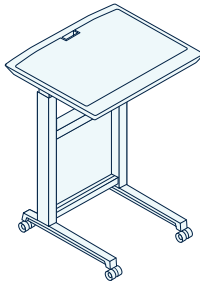
BUDDY, LECTERN, LECTERN W/STORAGE

Buddy




DIMENSIONS	WEIGHT	MODEL #	LIST PRICE
20D x 27W x 29-43HR	51 lb	RLNLECT2027	\$3,224

Lectern



DIMENSIONS	WEIGHT	MODEL #	LIST PRICE
20D x 27W x 37-44HR	65 lb	RLNLECT2730	\$3,390

Lectern with Storage



DIMENSIONS	WEIGHT	CABINET HINGE	MODEL #	LIST PRICE	LAMINATE CABINET DOOR
27D x 30W x 37-44HR	98 lb	left hinge	RLNLECT2730SL	\$5,213	+ \$285
27D x 30W x 37-44HR	98 lb	right hinge	RLNLECT2730SR	\$5,213	+ \$285

1. Model Number

ex: RLSH3060CHGM

2. Top Finish

Standard Laminate

Group 1 laminate

[Click Here](#) to review izzy+ group 1 laminate selection.

Non-Standard Laminate

Call customer service for a quote; extended lead times may apply.

3. Top Edge

& Grommet Finish

Urethane

(edge and grommet are the same color)

[Click Here](#) to review izzy+ urethane color selection.

4. Modesty Panel Finish

Laminate (std) see step 2

MA Frosted Acrylic (opt) + \$140

5. Leg/Frame & Pull Finish

[Click Here](#) to review izzy+ metal finish selection.

P431 Metallic Silver (P06) (std) + \$0

P623 Dover White (P07) + \$0

P348 Designer White + \$0

P300 Black (P10) + \$0

P411 Alloy (P11) + \$0

6. Leg Options

CS casters (std) +\$0

GL glides (opt) +\$0

(height range will decrease by 2")

7. Cabinet Finish

(For Lectern with Storage)

Melamine Case & Door (std)

(choose one melamine color)

[Click Here](#) to review izzy+ melamine color selection.

Laminate Door (optional)

See upcharge column above

See step 2 for color options

(case is melamine)

2mm ABS Edgeband

(color choice available with laminate door only)

[Click Here](#) to review izzy+ AB edgeband color selection.

8. Cabinet Options

(For Lectern with Storage)

RK Technology Rack Only + \$305

RVR Technology Rack + \$640

& Vent Fan*-Right

RVL Technology Rack + \$640

& Vent Fan*-Left

VR Vent Fan*-Right + \$336

VL Vent Fan*-Left + \$336

*choose white or black

DEWEY HELPDESK



DEWEY HELPDESK

Specifications

STANDARDS, TOP CONSTRUCTION, EDGES, GROMMETS

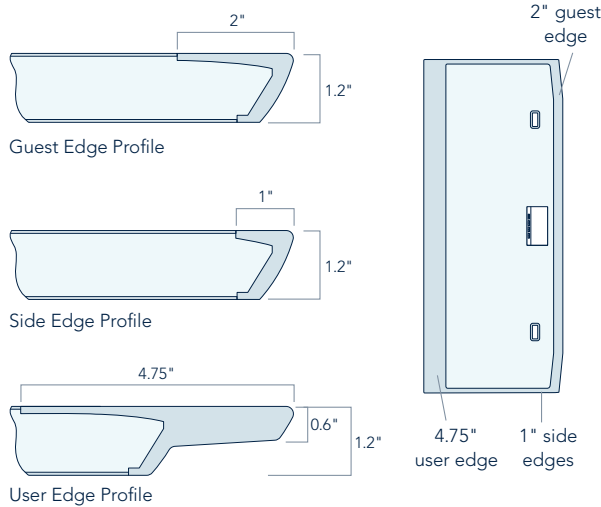
Standards

Meets or exceeds applicable ANSI/BIFMA durability and safety standards and is SCS Indoor Advantage Gold certified.

Top Construction

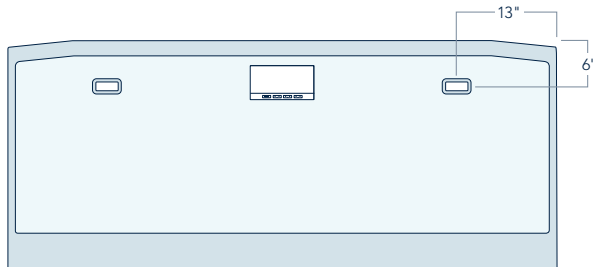
Dewey Helpdesk tops are 1.2" overall thickness, constructed with high-pressure laminate, particle board core, edged and backed with moisture-resistant coverings to form a completely sealed outside surface. Grain direction runs width (long dimension) of top.

Edges



Urethane is standard on all sides of Helpdesk. Dimensions and profile of the urethane vary per side.

Grommets



Each Helpdesk includes two Integrated **urethane-molded grommets** (3" L x 1.25" D) Urethane color matches edge color.

DEWEY HELPDESK

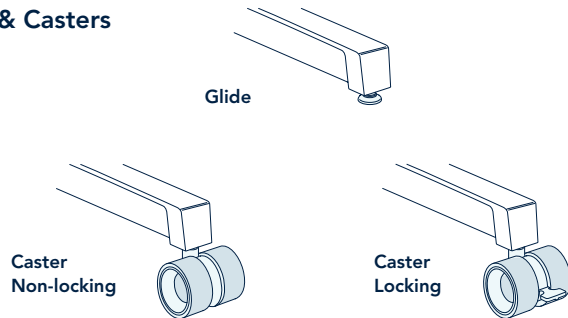
Specifications

LEG CONSTRUCTION, POWER MODULES, HEIGHT ADJUSTMENT, MODESTY PANEL

Leg Construction

Dewey Helpdesk legs are extruded aluminum with a cast aluminum foot.

Glides & Casters



Casters: (standard) 60mm dual wheel; each model comes with two locking and two non-locking casters, Two-tone caster: charcoal with cool-grey interior.

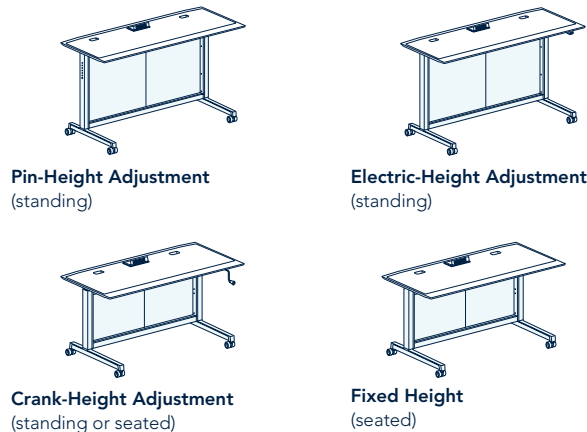
Glides: (optional) ¾" leveling for uneven floors. Glides decrease height range by 2"

Power Modules



Dewey Helpdesk comes standard with **Mho flip-up power module** with two power receptacles and two open data ports, or upgrade to three power receptacles and one USB A+C. Power module closes when not in use. One power module per unit. Clear Anodized aluminum finish and 120" power cord. UL listed.

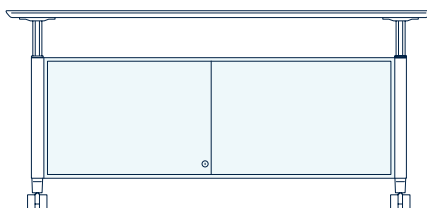
Height Options



Dewey Helpdesk is available in **Fixed height**, and **Pin, Crank, or Electric height adjustable**. Electric-height adjustment with easy push button control plugs into 15amp outlet. For Crank-height adjustable, 12 crank revolutions yield 1" of height adjustment.

Helpdesk Heights	Fixed Height	Pin Height Adjustable	Electric Height Adjustable	Crank Height Adjustable
Standing:	n/a	36" - 42"	39" - 46"	37" - 47"
Seated:	29"	n/a	n/a	27" - 37"

Aluminum Frame Slide-By Modesty Panel



Aluminum Frame Modesty Panel is standard for all Helpdesk models and is available in high pressure laminate (horizontal grain direction) or frosted acrylic infill. Slide-by design provides rear access to technology storage cabinets and ships standard with a lock.

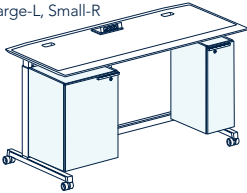
DEWEY HELPDESK

Specifications

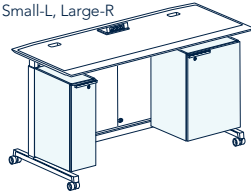
STORAGE CONFIGURATIONS

Storage Cabinet Configurations

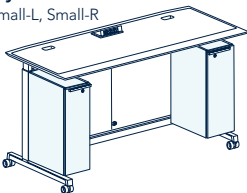
Style GM
Large-L, Small-R



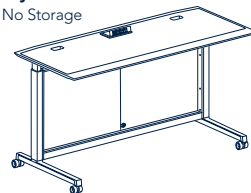
Style MG
Small-L, Large-R



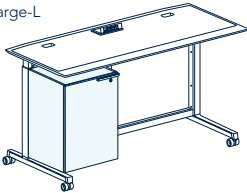
Style MM
Small-L, Small-R



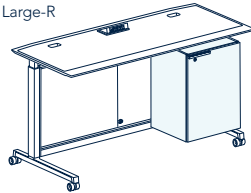
Style XX
No Storage



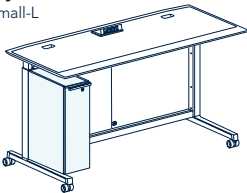
Style GX
Large-L



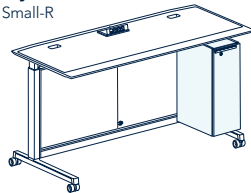
Style XG
Large-R



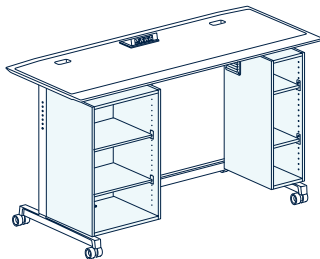
Style MX
Small-L



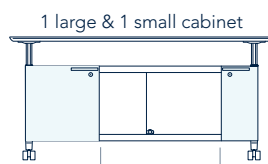
Style XM
Small-R



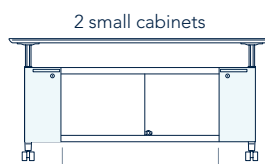
Interior Cabinet View



Cabinet Spacing



60" L Helpdesk: 20"
72" L Helpdesk: 32"



60" L Helpdesk: 30"
72" L Helpdesk: 42"

Dewey Helpdesks are available with one or two locking cabinets, in size large or small, positioned either left or right; hinged according to position. Choose your storage preference among eight different pre-configured Helpdesk styles. Cabinet construction consists of 0.75" thermally-fused melamine case and door with coordinating edgeband. Doors are optionally available with high-pressure laminate and 2mm ABS edgeband. Laminate and melamine grain direction is vertical. Locked cabinets come standard with grommets for wire management and are keyed alike. Door pulls match leg finish selection.

Small Cabinet: Standard with two adjustable shelves. Black grommets (3.75"W x 1.75"D) installed on top and bottom, centered on the width and 1.5" from back of cabinet.

Small Cabinet dimensions - standing height

Exterior: 10"W x 18"D x 30"H
Interior: 8.6"W x 17.4"D x 28.75"H

Small Cabinet dimensions - seated height

Exterior: 10"W x 18"D x 20.5"H
Interior: 8.6"W x 17.3"D x 19.2"H

Large Cabinet: Standard with two adjustable shelves. Black grommets (3.75"L x 1.75"D) installed on top and bottom and centered on the width and 1.5" from back of cabinet.

Large Cabinet dimensions - standing height

Exterior: 20.4"W x 18"D x 30"H
Interior: 19.1"W x 17.4"D x 28.75"H

Large Cabinet dimensions - seated height

Exterior: 20.4"W x 18"D x 20.5"H
Interior: 19.1"W x 17.4"D x 19.2"H

Space between 1 large & 1 small cabinet (Styles MG & GM)

60" Helpdesk: 20" opening
72" Helpdesk: 32" opening

Space between 2 small cabinets (Style MM)

60" Helpdesk: 30" opening
72" Helpdesk: 42" opening

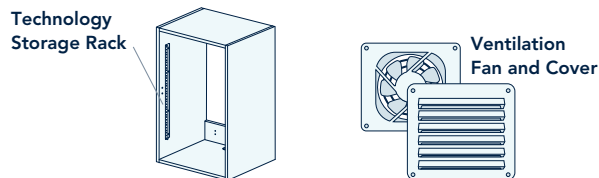
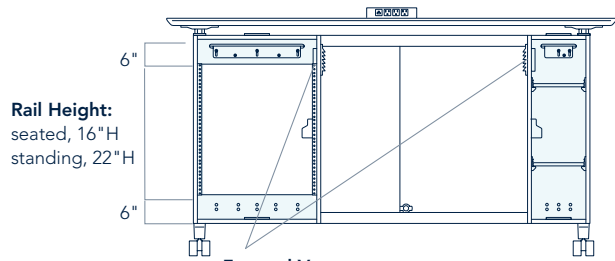
Note: 2 large cabinets cannot be configured on one Helpdesk.

DEWEY HELPDESK

Specifications

TECHNOLOGY STORAGE, FINISH SELECTION, SHIPPING

Technology Storage Options

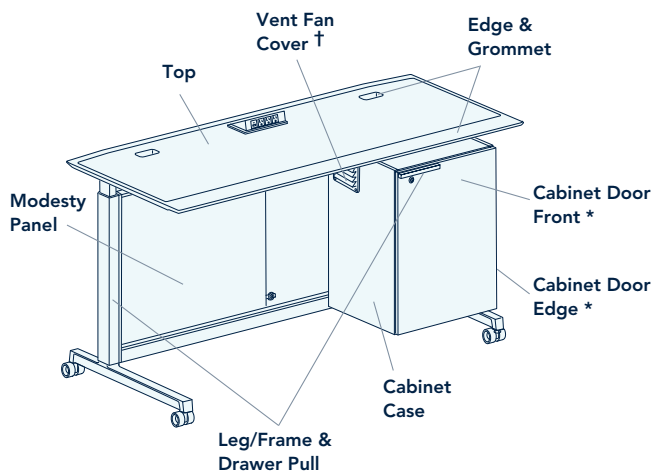


Technology Storage Rack: Optional 19" wide technology storage rack (available with large cabinet only) accommodates 12 rack units (RU) on standing height models and 6 rack units (RU) on seated height models. Back side of cabinet is open to provide access to racked technology.

Ventilation Fan: The self-contained ventilation fan is ideal option for venting cabinets and enclosures that contain electronics, featuring a large, brushless fan for higher airflow, low noise and long life. When mounted, the fan does not vibrate. When the ambient temperature reaches 88 degrees inside the cabinet, the regulator sends a signal to turn on the fan motor. Fan speed is adjustable. Ventilation fan cover is available in white or black.

Storage Cabinet Options	Cabinet	Storage Only	Vent Fan	Tech Rack	Tech Rack & Vent Fan
Standing	small	yes	yes	n/a	n/a
	large	yes	yes	yes	yes
Seated	small	yes	yes	n/a	n/a
	large	yes	yes	yes	yes

Finish Selection



Helpdesk Finish Selection: Depending on the specific model and style configuration, up to nine different Dewey Helpdesk components require finish selections.

[Click Here](#) to review all current izzy+ Product Group colors and finishes.

Helpdesk Finish Selection	High-Pressure Laminate	Melamine	Urethane	2mm ABS Edgeband	Frosted Acrylic (white)	Metal	Plastic (white or black)
Top	•						
Edge & Grommet (matching)			•				
Modesty Panel	• (std)				• (opt)		
Leg/Frame						•	
Cabinet Case		•					
Cabinet Door Front *	• (opt)	• (same as case)					
Cabinet Door Edge *				• (opt)			
Door Pull						• (same as leg)	
Vent Fan Cover †							•

* select if optional laminate door is specified
 † select if optional ventilation fan is specified

Shipping

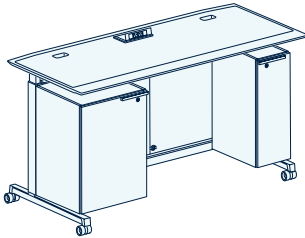
Helpdesk ships assembled on a skid with corner guards and shrink wrap. Cabinets will be individually wrapped and placed on skid between Helpdesk legs.

DEWEY HELPDESK

Pricing

STYLE GM: LARGE CABINET-LEFT / SMALL CABINET-RIGHT

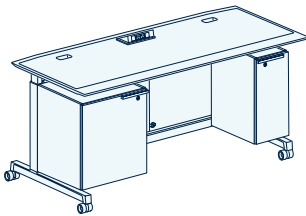
GM: Standing Height



PRODUCT DESCRIPTION	HEIGHT ADJUSTMENT TYPE	DIMENSIONS	WEIGHT	MODEL #	LIST PRICE	LAMINATE CABINET DOORS
helpdesk standing height	pin	30D x 60W x 36-42HR	215 lb	RLND3060PHGM	\$6,119	+ \$405
	electric	30D x 60W x 39-46HR	223 lb	RLND3060EHGM	\$8,050	+ \$405
	crank *	30D x 60W x 37-47HR	221 lb	RLND3060CHGM	\$7,471	+ \$405
style GM large cabinet-L small cabinet-R	pin	30D x 72W x 36-42HR	232 lb	RLND3072PHGM	\$6,767	+ \$405
	electric	30D x 72W x 39-46HR	240 lb	RLND3072EHGM	\$8,694	+ \$405
	crank *	30D x 72W x 37-47HR	238 lb	RLND3072CHGM	\$8,119	+ \$405

* 12 crank revolutions yield 1" of height adjustment.

GM: Seated Height



PRODUCT DESCRIPTION	HEIGHT ADJUSTMENT TYPE	DIMENSIONS	WEIGHT	MODEL #	LIST PRICE	LAMINATE CABINET DOORS
helpdesk seated height	fixed	30D x 60W x 29H	183 lb	RLSH3060FHGM	\$5,871	+ \$405
	crank *	30D x 60W x 27-37HR	192 lb	RLSH3060CHGM	\$7,239	+ \$405
style GM large cabinet-L small cabinet-R	fixed	30D x 72W x 29H	196 lb	RLSH3072FHGM	\$6,519	+ \$405
	crank *	30D x 72W x 27-37HR	209 lb	RLSH3072CHGM	\$7,867	+ \$405

* 12 crank revolutions yield 1" of height adjustment.

1. Model Number

ex: RLSH3060CHGM

2. Top Finish

Standard Laminate

Group 1 laminate

[Click Here](#) to review izzy+ group 1 laminate selection.

Non-Standard Laminate

Call customer service for a quote; extended lead times may apply.

3. Top Edge

& Grommet Finish

Urethane

(edge and grommet are the same color)

[Click Here](#) to review izzy+ urethane color selection.

4. Modesty Panel Finish

ML Laminate (std) see step 2

MA Frosted Acrylic (opt)
seated height + \$278
standing height + \$529

5. Leg & Pull Finish

[Click Here](#) to review izzy+ metal finish selection.

P431 Metallic Silver (P06) (std) + \$0
P623 Dover White (P07) + \$0
P348 Designer White + \$0
P300 Black (P10) + \$0
P411 Alloy (P11) + \$0

6. Leg Options

CS casters (std) + \$0
GL glides (opt) + \$0
(height range will decrease by 2")

7. Cabinet Finish

Melamine Cases & Doors (std)

(choose one melamine color)

[Click Here](#) to review izzy+ melamine color selection.

Laminate Doors (opt)

(case is melamine)

See upcharge column above.

See step 2 for color options.

2mm ABS Edgeband

(choice available with laminate door only)

[Click Here](#) to review izzy+ AB edgeband color selection.

8. Large Cabinet Options

RK Technology Rack Only + \$305
RV Tech Rack & Vent Fan* + \$640
LV Vent Fan* Only + \$336
*choose black or white

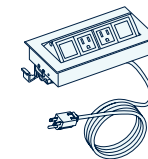
9. Small Cabinet Options

RV Vent Fan (black or white) + \$336

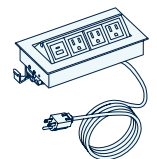
10. Power Options

PU Mho 2-pwr/2-open (std) + \$0

P3 Mho 3-pwr/1-USBAC (opt)+ \$168



Mho
2-power/2-open



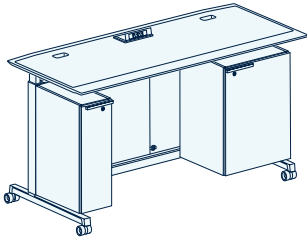
Mho
3-power/1-USB A+C

DEWEY HELPDESK

Pricing

STYLE MG: SMALL CABINET-LEFT / LARGE CABINET-RIGHT

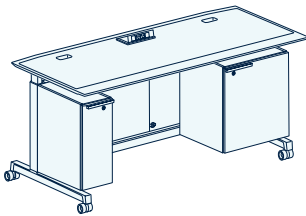
MG: Standing Height



PRODUCT DESCRIPTION	HEIGHT ADJUSTMENT TYPE	DIMENSIONS	WEIGHT	MODEL #	LIST PRICE	LAMINATE CABINET DOORS
helpdesk standing height	pin	30D x 60W x 36-42HR	215 lb	RLND3060PHMG	\$6,119	+ \$405
	electric	30D x 60W x 39-46HR	223 lb	RLND3060EHMG	\$8,050	+ \$405
	crank *	30D x 60W x 37-47HR	221 lb	RLND3060CHMG	\$7,471	+ \$405
style MG small cabinet-L large cabinet-R	pin	30D x 72W x 36-42HR	232 lb	RLND3072PHMG	\$6,767	+ \$405
	electric	30D x 72W x 39-46HR	240 lb	RLND3072EHMG	\$8,694	+ \$405
	crank *	30D x 72W x 37-47HR	238 lb	RLND3072CHMG	\$7,231	+ \$405

* 12 crank revolutions yield 1" of height adjustment.

MG: Seated Height



PRODUCT DESCRIPTION	HEIGHT ADJUSTMENT TYPE	DIMENSIONS	WEIGHT	MODEL #	LIST PRICE	LAMINATE CABINET DOORS
helpdesk seated height	fixed	30D x 60W x 29H	183 lb	RLSH3060FHMG	\$5,871	+ \$405
	crank *	30D x 60W x 27-37HR	192 lb	RLSH3060CHMG	\$7,239	+ \$405
style MG small cabinet-L large cabinet-R	fixed	30D x 72W x 29H	196 lb	RLSH3072FHMG	\$6,519	+ \$405
	crank *	30D x 72W x 27-37HR	209 lb	RLSH3072CHMG	\$7,867	+ \$405

* 12 crank revolutions yield 1" of height adjustment.

1. Model Number

ex: RLND3072PHMG

2. Top Finish

Standard Laminate

Group 1 laminate

[Click Here](#) to review izzy+ group 1 laminate selection.

Non-Standard Laminate

Call customer service for a quote; extended lead times may apply.

3. Top Edge

& Grommet Finish

Urethane

(edge and grommet are the same color)

[Click Here](#) to review izzy+ urethane color selection.

4. Modesty Panel Finish

ML Laminate (std) see step 2

MA Frosted Acrylic (opt)
seated height + \$278
standing height + \$529

5. Leg & Pull Finish

[Click Here](#) to review izzy+ metal finish selection.

P431 Metallic Silver (P06) + \$0
P623 Dover White (P07) + \$0
P348 Designer White + \$0
P300 Black (P10) + \$0
P411 Alloy (P11) + \$0

6. Leg Options

CS casters (std) + \$0
GL glides (opt) + \$0
(height range will decrease by 2")

7. Cabinet Finish

Melamine Cases & Doors (std)

(choose one melamine color)

[Click Here](#) to review izzy+ melamine color selection.

Laminate Doors (opt)

(case is melamine)

See upcharge column above.

See step 2 for color options.

2mm ABS Edgeband

(choice available with laminate door only)

[Click Here](#) to review izzy+ AB edgeband color selection.

8. Large Cabinet Options

RK Technology Rack Only + \$305
RVR Tech Rack & Vent Fan* + \$640
RV Vent Fan* Only + \$640

*choose black or white

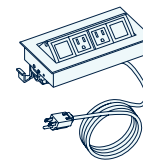
9. Small Cabinet Options

LV Vent Fan (black or white) + \$336

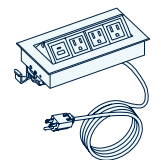
10. Power Options

PU Mho 2-pwr/2-open (std) + \$0

P3 Mho 3-pwr/1-USBAC (opt) + \$168



Mho
2-power/2-open



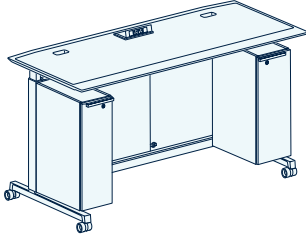
Mho
3-power/1-USB A+C

DEWEY HELPDESK

Pricing

STYLE MM: SMALL CABINET-LEFT, SMALL CABINET-RIGHT

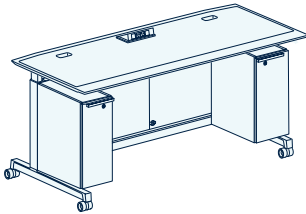
MM: Standing Height



PRODUCT DESCRIPTION	HEIGHT ADJUSTMENT TYPE	DIMENSIONS	WEIGHT	MODEL #	LIST PRICE	LAMINATE CABINET DOORS
helpdesk standing height	pin	30D x 60W x 36-42HR	195 lb	RLND3060PHMM	\$5,926	+ \$405
	electric	30D x 60W x 39-46HR	203 lb	RLND3060EHMM	\$7,856	+ \$405
	crank *	30D x 60W x 37-47HR	201 lb	RLND3060CHMM	\$7,279	+ \$405
style MM small cabinet-L small cabinet-R	pin	30D x 72W x 36-42HR	212 lb	RLND3072PHMM	\$6,573	+ \$405
	electric	30D x 72W x 39-46HR	220 lb	RLND3072EHMM	\$8,502	+ \$405
	crank *	30D x 72W x 37-47HR	218 lb	RLND3072CHMM	\$7,926	+ \$405

* 12 crank revolutions yield 1" of height adjustment.

MM: Seated Height



PRODUCT DESCRIPTION	HEIGHT ADJUSTMENT TYPE	DIMENSIONS	WEIGHT	MODEL #	LIST PRICE	LAMINATE CABINET DOORS
helpdesk seated height	fixed	30D x 60W x 29H	179 lb	RLSH3060FHMM	\$5,014	+ \$405
	crank *	30D x 60W x 27-37HR	188 lb	RLSH3060CHMM	\$7,055	+ \$405
style MM small cabinet-L small cabinet-R	fixed	30D x 72W x 29H	192 lb	RLSH3072FHMM	\$5,662	+ \$405
	crank *	30D x 72W x 27-37HR	205 lb	RLSH3072CHMM	\$7,682	+ \$405

* 12 crank revolutions yield 1" of height adjustment.

1. Model Number

ex: RLSH3060CHMM

2. Top Finish

Standard Laminate

Group 1 laminate

[Click Here](#) to review izzy+ group 1 laminate selection.

Non-Standard Laminate

Call customer service for a quote; extended lead times may apply.

3. Top Edge

& Grommet Finish

Urethane

(edge and grommet are the same color)

[Click Here](#) to review izzy+ urethane color selection.

4. Modesty Panel Finish

ML Laminate (std) see step 2

MA Frosted Acrylic (opt)
 seated height + \$278
 standing height + \$529

5. Leg & Pull Finish

[Click Here](#) to review izzy+ metal finish selection.

P431 Metallic Silver (P06) (std) + \$0
 P623 Dover White (P07) + \$0
 P348 Designer White + \$0
 P300 Black (P10) + \$0
 P411 Alloy (P11) + \$0

6. Leg Options

CS casters (std) + \$0
 GL glides (opt) + \$0
 (height range will decrease by 2")

7. Cabinet Finish

Melamine Case & Door (std)

(choose one melamine color)

[Click Here](#) to review izzy+ melamine color selection.

Laminate Door (opt)

(case is melamine)

See upcharge column above.

See step 2 for color options

2mm ABS Edgeband

(choice available with laminate door only)

[Click Here](#) to review izzy+ AB edgeband color selection.

8. Small Cabinet-Left Options

LV Vent Fan (black or white) + \$336

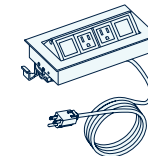
9. Small Cabinet-Right Options

RV Vent Fan (black or white) + \$336

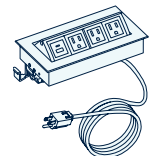
10. Power Options

PU Mho 2-pwr/2-open (std) + \$0

P3 Mho 3-pwr/1-USBAC (opt) + \$168



Mho
2-power/2-open



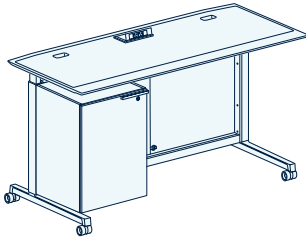
Mho
3-power/1-USB A+C

DEWEY HELPDESK

Pricing

STYLE GX: LARGE CABINET-LEFT

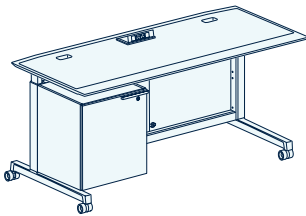
GX: Standing Height



PRODUCT DESCRIPTION	HEIGHT ADJUSTMENT TYPE	DIMENSIONS	WEIGHT	MODEL #	LIST PRICE	LAMINATE CABINET DOOR
helpdesk standing height	pin	30D x 60W x 36-42HR	175 lb	RLND3060PHGX	\$5,424	+ \$285
	electric	30D x 60W x 39-46HR	183 lb	RLND3060EHGX	\$7,355	+ \$285
	crank *	30D x 60W x 37-47HR	181 lb	RLND3060CHGX	\$6,776	+ \$285
style GX large cabinet-L	pin	30D x 72W x 36-42HR	192 lb	RLND3072PHGX	\$6,072	+ \$285
	electric	30D x 72W x 39-46HR	200 lb	RLND3072EHGX	\$7,998	+ \$285
	crank *	30D x 72W x 37-47HR	198 lb	RLND3072CHGX	\$7,424	+ \$285

* 12 crank revolutions yield 1" of height adjustment.

GX: Seated Height



PRODUCT DESCRIPTION	HEIGHT ADJUSTMENT TYPE	DIMENSIONS	WEIGHT	MODEL #	LIST PRICE	LAMINATE CABINET DOOR
helpdesk seated height	fixed	30D x 60W x 29H	151 lb	RLSH3060FHGX	\$5,200	+ \$285
	crank *	30D x 60W x 27-37HR	160 lb	RLSH3060CHGX	\$6,567	+ \$285
style GX large cabinet-L	fixed	30D x 72W x 29H	164 lb	RLSH3072FHGX	\$5,847	+ \$285
	crank *	30D x 72W x 27-37HR	177 lb	RLSH3072CHGX	\$7,196	+ \$285

* 12 crank revolutions yield 1" of height adjustment.

1. Model Number

ex: RLSH3060CHGM

2. Top Finish

Standard Laminate

Group 1 laminate

[Click Here](#) to review izzy+ group 1 laminate selection.

Non-Standard Laminate

Call customer service for a quote; extended lead times may apply.

3. Top Edge

& Grommet Finish

Urethane

(edge and grommet are the same color).

[Click Here](#) to review izzy+ urethane color selection.

4. Modesty Panel Finish

ML Laminate (std) see step 2

MA Frosted Acrylic (opt)
 seated height + \$278
 standing height + \$529

5. Leg & Pull Finish

[Click Here](#) to review izzy+ metal finish selection.

P431 Metallic Silver (P06) (std) + \$0
 P623 Dover White (P07) + \$0
 P348 Designer White + \$0
 P300 Black (P10) + \$0
 P411 Alloy (P11) + \$0

6. Leg Options

CS casters (std) + \$0
 GL glides (opt) + \$0
 (height range will decrease by 2")

7. Cabinet Finish

Melamine Case & Door (std)

(choose one melamine color)

[Click Here](#) to review izzy+ melamine color selection.

Laminate Door (opt)

(case is melamine)

See upcharge column above.

See step 2 for color options.

2mm ABS Edgeband

(choice available with laminate door only)

[Click Here](#) to review izzy+ AB edgeband color selection.

8. Large Cabinet Options

RK Technology Rack Only + \$305

RV Tech Rack & Vent Fan* + \$640

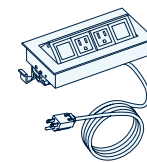
LV Vent Fan* Only + \$336

*choose black or white

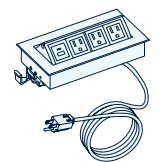
9. Power Options

PU Mho 2-pwr/2-open (std) + \$0

P3 Mho 3-pwr/1-USBAC (opt) \$168



Mho
2-power/2-open



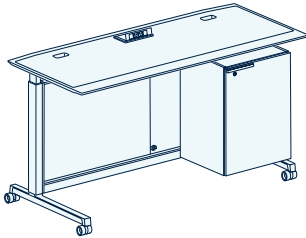
Mho
3-power/1-USB A+C

DEWEY HELPDESK

Pricing

STYLE XG: LARGE CABINET-RIGHT

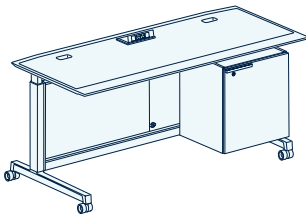
XG: Standing Height



PRODUCT DESCRIPTION	HEIGHT ADJUSTMENT TYPE	DIMENSIONS	WEIGHT	MODEL #	LIST PRICE	LAMINATE CABINET DOOR
helpdesk standing height	pin	30D x 60W x 36-42HR	175 lb	RLND3060PHXG	\$5,424	+ \$285
	electric	30D x 60W x 39-46HR	183 lb	RLND3060EHXG	\$7,355	+ \$285
	crank *	30D x 60W x 37-47HR	181 lb	RLND3060CHXG	\$6,776	+ \$285
style XG large cabinet-R	pin	30D x 72W x 36-42HR	192 lb	RLND3072PHXG	\$6,072	+ \$285
	electric	30D x 72W x 39-46HR	200 lb	RLND3072EHXG	\$7,998	+ \$285
	crank *	30D x 72W x 37-47HR	198 lb	RLND3072CHXG	\$7,424	+ \$285

* 12 crank revolutions yield 1" of height adjustment.

XG: Seated Height



PRODUCT DESCRIPTION	HEIGHT ADJUSTMENT TYPE	DIMENSIONS	WEIGHT	MODEL #	LIST PRICE	LAMINATE CABINET DOOR
helpdesk seated height	fixed	30D x 60W x 29H	151 lb	RLSH3060FHXG	\$5,200	+ \$285
	crank *	30D x 60W x 27-37HR	160 lb	RLSH3060CHXG	\$6,567	+ \$285
style XG large cabinet-R	fixed	30D x 72W x 29H	164 lb	RLSH3072FHXG	\$5,847	+ \$285
	crank *	30D x 72W x 27-37HR	177 lb	RLSH3072CHXG	\$7,196	+ \$285

* 12 crank revolutions yield 1" of height adjustment.

1. Model Number

ex: RLSH3060CHGM

2. Top Finish

Standard Laminate

Group 1 laminate

[Click Here](#) to review izzy+ group 1 laminate selection.

Non-Standard Laminate

Call customer service for a quote; extended lead times may apply.

3. Top Edge

& Grommet Finish

Urethane

(edge and grommet are the same color)

[Click Here](#) to review izzy+ urethane color selection.

4. Modesty Panel Finish

ML Laminate (std) see step 2

MA Frosted Acrylic (opt)

seated height + \$278

standing height + \$529

5. Leg & Pull Finish

[Click Here](#) to review izzy+ metal finish selection.

P431 Metallic Silver (P06) (std) + \$0

P623 Dover White (P07) + \$0

P348 Designer White + \$0

P300 Black (P10) + \$0

P411 Alloy (P11) + \$0

6. Leg Options

CS casters (std) + \$0

GL glides (opt) + \$0

(height range will decrease by 2")

7. Cabinet Finish

Melamine Case & Door (std)

(choose one melamine color)

[Click Here](#) to review izzy+ melamine color selection.

Laminate Door (opt)

(case is melamine)

See upcharge column above.

See step 2 for color options

2mm ABS Edgeband

(choice available with laminate door only)

[Click Here](#) to review izzy+ AB edgeband color selection.

8. Large Cabinet Options

RK Technology Rack Only + \$305

RV Tech Rack & Vent Fan* + \$640

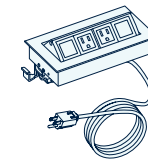
LV Vent Fan* Only + \$336

*choose black or white

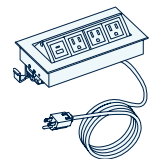
9. Power Options

PU Mho 2-pwr/2-open (std) + \$0

P3 Mho 3-pwr/1-USBAC (opt) + \$168



Mho
2-power/2-open



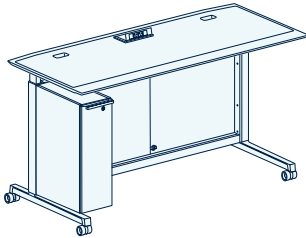
Mho
3-power/1-USB A+C

DEWEY HELPDESK

Pricing

STYLE MX: SMALL CABINET-LEFT

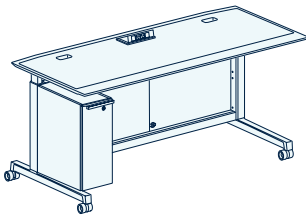
MX: Standing Height



PRODUCT DESCRIPTION	HEIGHT ADJUSTMENT TYPE	DIMENSIONS	WEIGHT	MODEL #	LIST PRICE	LAMINATE CABINET DOOR
helpdesk standing height	pin	30D x 60W x 36-42HR	155 lb	RLND3060PHMX	\$5,230	+ \$285
	electric	30D x 60W x 39-46HR	163 lb	RLND3060EHMX	\$7,163	+ \$285
	crank *	30D x 60W x 37-47HR	161 lb	RLND3060CHMX	\$6,583	+ \$285
style MX small cabinet-L	pin	30D x 72W x 36-42HR	172 lb	RLND3072PHMX	\$5,878	+ \$285
	electric	30D x 72W x 39-46HR	180 lb	RLND3072EHMX	\$7,805	+ \$285
	crank *	30D x 72W x 37-47HR	178 lb	RLND3072CHMX	\$7,231	+ \$285

* 12 crank revolutions yield 1" of height adjustment.

MX: Seated Height



PRODUCT DESCRIPTION	HEIGHT ADJUSTMENT TYPE	DIMENSIONS	WEIGHT	MODEL #	LIST PRICE	LAMINATE CABINET DOOR
helpdesk seated height	fixed	30D x 60W x 29H	131 lb	RLSH3060FHMX	\$4,527	+ \$285
	crank *	30D x 60W x 27-37HR	140 lb	RLSH3060CHMX	\$6,383	+ \$285
style MX small cabinet-L	fixed	30D x 72W x 29H	144 lb	RLSH3072FHMX	\$5,176	+ \$285
	crank *	30D x 72W x 27-37HR	157 lb	RLSH3072CHMX	\$7,010	+ \$285

* 12 crank revolutions yield 1" of height adjustment.

1. Model Number

ex: RLSH3060CHGM

2. Top Finish

Standard Laminate

Group 1 laminate

[Click Here](#) to review izzy+ group 1 laminate selection.

Non-Standard Laminate

Call customer service for a quote; extended lead times may apply.

3. Top Edge

& Grommet Finish

Urethane

(edge and grommet are the same color)
[Click Here](#) to review izzy+ urethane color selection.

4. Modesty Panel Finish

ML Laminate (std) see step 2
 MA Frosted Acrylic (opt)
 seated height + \$278
 standing height + \$529

5. Leg & Pull Finish

[Click Here](#) to review izzy+ metal finish selection.

P431 Metallic Silver (P06) (std) + \$0
 P623 Dover White (P07) + \$0
 P348 Designer White + \$0
 P300 Black (P10) + \$0
 P411 Alloy (P11) + \$0

6. Leg Options

CS casters (std) + \$0
 GL glides (opt) + \$0
 (height range will decrease by 2")

7. Cabinet Finish

Melamine Case & Door (std)

(choose one melamine color)

[Click Here](#) to review izzy+ melamine color selection.

Laminate Door (opt)

(case is melamine)
 See upcharge column above.
 See step 2 for color options

2mm ABS Edgeband

(choice available with laminate door only)

[Click Here](#) to review izzy+ AB edgeband color selection.

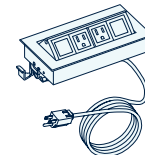
8. Small Cabinet Options

LV Vent Fan (black or white) + \$336

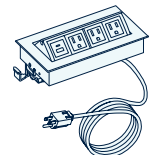
9. Power Options

PU Mho 2-pwr/2-open (std) + \$0

P3 Mho 3-pwr/1-USBAC (opt)+ \$168



Mho
2-power/2-open



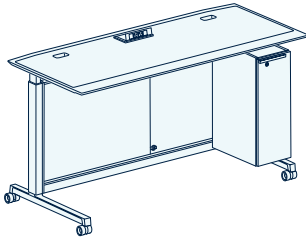
Mho
3-power/1-USB A+C

DEWEY HELPDESK

Pricing

STYLE XM: SMALL CABINET-RIGHT

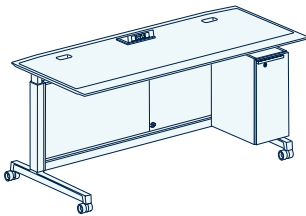
XM: Standing Height



PRODUCT DESCRIPTION	HEIGHT ADJUSTMENT TYPE	DIMENSIONS	WEIGHT	MODEL #	LIST PRICE	LAMINATE CABINET DOOR
helpdesk standing height	pin	30D x 60W x 36-42HR	155 lb	RLND3060PHXM	\$5,230	+ \$285
	electric	30D x 60W x 39-46HR	163 lb	RLND3060EHXM	\$7,163	+ \$285
	crank *	30D x 60W x 37-47HR	161 lb	RLND3060CHXM	\$6,583	+ \$285
style XM small cabinet-R	pin	30D x 72W x 36-42HR	172 lb	RLND3072PHXM	\$5,878	+ \$285
	electric	30D x 72W x 39-46HR	180 lb	RLND3072EHXM	\$7,805	+ \$285
	crank *	30D x 72W x 37-47HR	178 lb	RLND3072CHXM	\$7,231	+ \$285

* 12 crank revolutions yield 1" of height adjustment.

XM: Seated Height



PRODUCT DESCRIPTION	HEIGHT ADJUSTMENT TYPE	DIMENSIONS	WEIGHT	MODEL #	LIST PRICE	LAMINATE CABINET DOOR
helpdesk seated height	fixed	30D x 60W x 29H	131 lb	RLSH3060FHXM	\$4,527	+ \$285
	crank *	30D x 60W x 27-37HR	140 lb	RLSH3060CHXM	\$6,383	+ \$285
style XM small cabinet-R	fixed	30D x 72W x 29H	144 lb	RLSH3072FHXM	\$5,176	+ \$285
	crank *	30D x 72W x 27-37HR	157 lb	RLSH3072CHXM	\$7,010	+ \$285

* 12 crank revolutions yield 1" of height adjustment.

1. Model Number

ex: RLSH3060CHGM

2. Top Finish

Standard Laminate

Group 1 laminate

[Click Here](#) to review izzy+ group 1 laminate selection.

Non-Standard Laminate

Call customer service for a quote; extended lead times may apply.

3. Top Edge

& Grommet Finish

Urethane

(edge and grommet are the same color)

[Click Here](#) to review izzy+ urethane color selection.

4. Modesty Panel Finish

ML Laminate (std) see step 2

MA Frosted Acrylic (opt)

seated height + \$278

standing height + \$529

5. Leg & Pull Finish

[Click Here](#) to review izzy+ metal finish selection.

P431 Metallic Silver (P06) (std) + \$0

P623 Dover White (P07) + \$0

P348 Designer White + \$0

P300 Black (P10) + \$0

P411 Alloy (P11) + \$0

6. Leg Options

CS casters (std) + \$0

GL glides (opt) + \$0

(height range will decrease by 2")

7. Cabinet Finish

Melamine Case & Door (std)

(choose one melamine color)

[Click Here](#) to review izzy+ melamine color selection.

Laminate Door (opt)

(case is melamine)

See upcharge column above.

See step 2 for color options

2mm ABS Edgeband

(choice available with laminate door only)

[Click Here](#) to review izzy+ AB edgeband color selection.

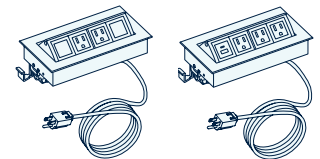
8. Small Cabinet Options

RV Vent Fan (black or white) + \$336

9. Power Options

PU Mho 2-pwr/2-open (std) + \$0

P3 Mho 3-pwr/1-USBAC (opt)+ \$168



Mho
2-power/2-open

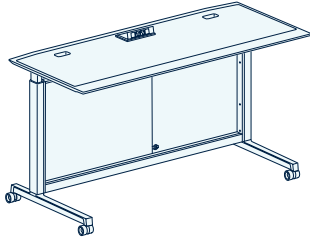
Mho
3-power/1-USB A+C

DEWEY HELPDESK

Pricing

STYLE XX: NO STORAGE

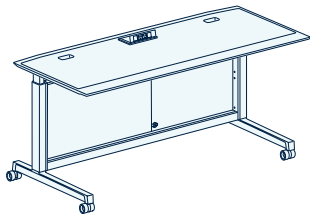
XX: Standing Height



PRODUCT DESCRIPTION	HEIGHT ADJUSTMENT TYPE	DIMENSIONS	WEIGHT	MODEL #	LIST PRICE
helpdesk standing height	pin	30D x 60W x 36-42HR	115 lb	RLND3060PHXX	\$4,536
	electric	30D x 60W x 39-46HR	123 lb	RLND3060EHXX	\$6,466
	crank *	30D x 60W x 37-47HR	121 lb	RLND3060CHXX	\$5,888
style XX no storage	pin	30D x 72W x 36-42HR	132 lb	RLND3072PHXX	\$5,184
	electric	30D x 72W x 39-46HR	140 lb	RLND3072EHXX	\$7,112
	crank *	30D x 72W x 37-47HR	138 lb	RLND3072CHXX	\$6,535

* 12 crank revolutions yield 1" of height adjustment.

XX: Seated Height



PRODUCT DESCRIPTION	HEIGHT ADJUSTMENT TYPE	DIMENSIONS	WEIGHT	MODEL #	LIST PRICE
helpdesk seated height	fixed	30D x 60W x 29H	99 lb	RLSH3060FHXX	\$4,344
	crank *	30D x 60W x 27-37HR	108 lb	RLSH3060CHXX	\$5,711
style XX no storage	fixed	30D x 72W x 29H	112 lb	RLSH3072FHXX	\$4,344
	crank *	30D x 72W x 27-37HR	125 lb	RLSH3072CHXX	\$6,340

* 12 crank revolutions yield 1" of height adjustment.

1. Model Number

ex: RLSH3060CHXX

2. Top Finish

Standard Laminate

Group 1 laminate

[Click Here](#) to review izzy+ group 1 laminate selection.

Non-Standard Laminate

Call customer service for a quote; extended lead times may apply.

3. Top Edge

& Grommet Finish

Urethane

(edge and grommet are the same color)

[Click Here](#) to review izzy+ urethane color selection.

4. Modesty Panel Finish

ML Laminate (std) see step 2

MA Frosted Acrylic (opt)

seated height + \$278

standing height + \$529

5. Leg & Finish

[Click Here](#) to review izzy+ metal finish selection.

P431 Metallic Silver (P06) (std) + \$0

P623 Dover White (P07) + \$0

P348 Designer White + \$0

P300 Black (P10) + \$0

P411 Alloy (P11) + \$0

6. Leg Options

CS casters (std) + \$0

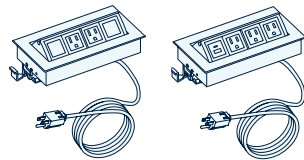
GL glides (opt) + \$0

(height range will decrease by 2")

7. Power Options

PU Mho 2-pwr/2-open (std) + \$0

P3 Mho 3-pwr/1 USB AC (opt)+ \$168



Mho
2-pwr/2-open

Mho
3-pwr/1-USB A+C

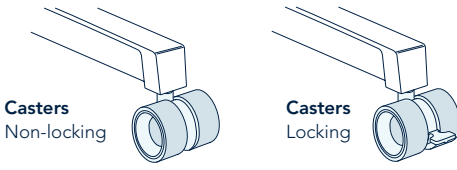
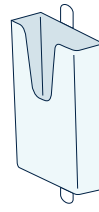
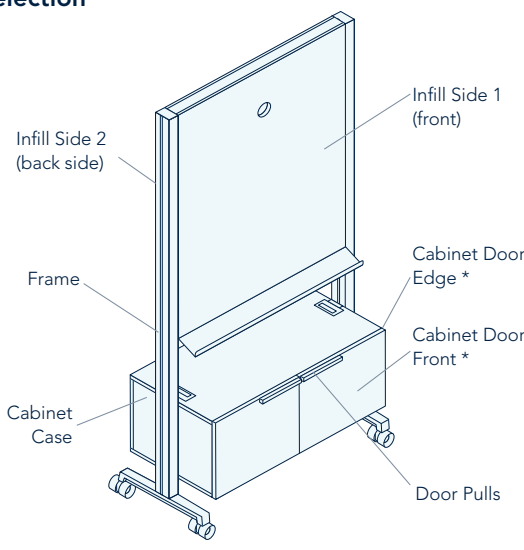
DEWEY TECHNOLOGY CART



DEWEY TECHNOLOGY CART

Specifications

STANDARDS, FRAME CONSTRUCTION, CASTERS, ACCESSORIES, FINISH SELECTION

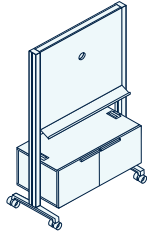
<p>Standards</p>	<p>Meets or exceeds applicable ANSI/BIFMA durability and safety standards and is SCS Indoor Advantage Gold certified.</p>																																																																
<p>Frame Construction</p>	<p>Dewey Technology Cart Frame is extruded aluminum with an 18" cast aluminum foot.</p>																																																																
<p>Casters</p>  <p>Casters Non-locking Casters Locking</p>	<p>Casters: 60mm dual wheel; each unit comes standard with two locking and two non-locking, Two-tone caster: charcoal with cool-grey interior.</p>																																																																
<p>Side Mounted Container</p> 	<p>Side-Mounted Container is a recommended accessory for storing markers, erasers, pushpins and more. Steel container mounts to the outside of the frame on all configurations. Recommended for all full length configurations or when additional storage is necessary on the half length configurations. Available in finishes to match frame. Dimensions: 3"W x 2"D x 5"H.</p>																																																																
<p>Finish Selection</p>  <p>Infill Side 2 (back side) Infill Side 1 (front) Frame Cabinet Door Edge * Cabinet Case Cabinet Door Front * Door Pulls</p>	<p>Technology Cart Finish Selection: Finishes must be selected for seven different Dewey Technology Cart components.</p> <p>Click Here to review all current izzy+ Product Group colors and finishes.</p> <table border="1" data-bbox="828 1260 1526 1816"> <thead> <tr> <th>Connection Cart Finish Selection</th> <th>Tackable Fabric</th> <th>L610 Markerboard Laminate</th> <th>Porcelain Magnetic Markerboard</th> <th>2mm ABS Edgeband</th> <th>Melamine</th> <th>Laminate</th> <th>Metal</th> </tr> </thead> <tbody> <tr> <td>Side 1 Infill</td> <td></td> <td></td> <td></td> <td></td> <td></td> <td>•</td> <td></td> </tr> <tr> <td>Side 2 Infill</td> <td>•</td> <td>•</td> <td>•</td> <td></td> <td></td> <td></td> <td></td> </tr> <tr> <td>Frame</td> <td></td> <td></td> <td></td> <td></td> <td></td> <td></td> <td>•</td> </tr> <tr> <td>Door Pulls</td> <td></td> <td></td> <td></td> <td></td> <td></td> <td></td> <td>• (same as frame)</td> </tr> <tr> <td>Cabinet Case</td> <td></td> <td></td> <td></td> <td></td> <td>•</td> <td></td> <td></td> </tr> <tr> <td>Cabinet Door Front*</td> <td></td> <td></td> <td></td> <td></td> <td>• (same as case)</td> <td>• (opt)</td> <td></td> </tr> <tr> <td>Cabinet Door Edge*</td> <td></td> <td></td> <td></td> <td>• (opt)</td> <td></td> <td></td> <td></td> </tr> </tbody> </table> <p>* select if optional laminate door is specified (edge will match case if not selected).</p>	Connection Cart Finish Selection	Tackable Fabric	L610 Markerboard Laminate	Porcelain Magnetic Markerboard	2mm ABS Edgeband	Melamine	Laminate	Metal	Side 1 Infill						•		Side 2 Infill	•	•	•					Frame							•	Door Pulls							• (same as frame)	Cabinet Case					•			Cabinet Door Front*					• (same as case)	• (opt)		Cabinet Door Edge*				• (opt)			
Connection Cart Finish Selection	Tackable Fabric	L610 Markerboard Laminate	Porcelain Magnetic Markerboard	2mm ABS Edgeband	Melamine	Laminate	Metal																																																										
Side 1 Infill						•																																																											
Side 2 Infill	•	•	•																																																														
Frame							•																																																										
Door Pulls							• (same as frame)																																																										
Cabinet Case					•																																																												
Cabinet Door Front*					• (same as case)	• (opt)																																																											
Cabinet Door Edge*				• (opt)																																																													

DEWEY TECHNOLOGY CART

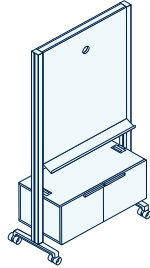
Specifications

CLOSED STORAGE, OPEN STORAGE, SHIPPING

Closed Storage

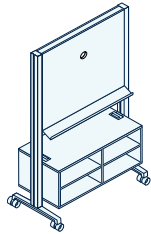


63" height
36"w x 29"h workable area

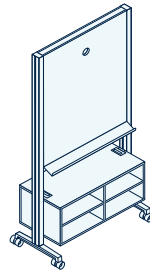


75" height
36"w x 41"h workable area

Open Storage

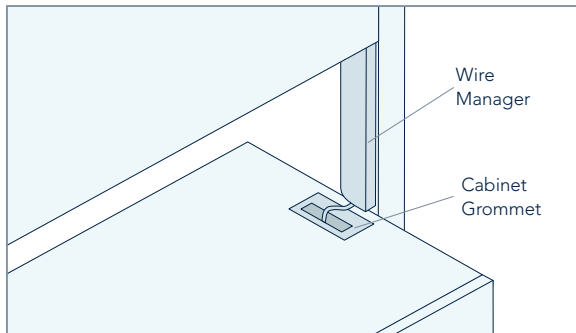


63" height
36"w x 29"h workable area



75" height
36"w x 41"h workable area

Wire Management



Shipping

Install your own monitor or TV on side one and select a laminate background (vertical grain direction). Select from magnetic porcelain markerboard, L610 laminate markerboard or tackable fabric options for side two. Open or closed storage cabinets are included.

The Technology Cart has been tested to accommodate standard technology requirements including a flush-mounted 42" flat screen and web camera (45 lbs total weight - not included).

Power: Two simplex power receptacles (15amp) are included under the shelf (120" cord).

Closed Storage: Cam and dowel construction; 0.75" thermally-fused melamine case and doors. Doors are optionally available in 0.75" particle board core with high-pressure laminate and 2mm ABS edgeband. Door front has vertical grain direction. Stationary center divider and adjustable center shelf has a 14" depth providing 2.5" of clearance in the back. Four compartments provide storage (17.1"W x 14" D x 6.3"H). Exterior dimensions: 36"W x 17.9"D x 14.5"H. Interior dimensions: 34.75"W x 16.6"D x 13.25"H. Door pulls match leg finish selection.

Open Storage: Cam and dowel construction; 0.75" thermally-fused melamine case with coordinating edgeband. Stationary center divider and adjustable center shelf has a 14" depth providing 2.5" of clearance in the back. Four compartments provide storage (17.1"W x 14" D x 6.3"H). Exterior dimensions: 36"W x 17.25"D x 14.5"H. Interior dimensions: 34.75"W x 16"D x 13.25"H. Wire management included.

Built in Wire Management hides and directs cords effectively and efficiently.

Panel Grommet: opening dimension for technology panel: 2.4" diameter and centered 9.6" from top edge.

Two Black Grommets are installed on the top of the cabinet centered on right and left, as well as **one grommet** at the bottom of the cabinet.

Hinged Vertical Wire Manager (11" x 2.5" x 0.75") in Dove Gray, attaches to the frame and carries cords from the upper panel to the cabinet.

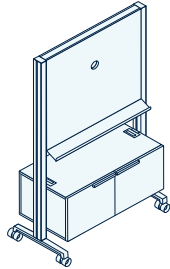
Dewey Technology Cart ships assembled with corner guards and shrink wrap. Cabinets will be individually wrapped and placed on skid between Technology Cart legs.

DEWEY TECHNOLOGY CART

Pricing

CLOSED STORAGE

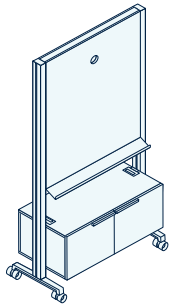
63" Height



DIMENSIONS	WEIGHT	INFILL CONFIGURATION	COM FABRIC YARDAGE	MODEL #	LIST PRICE	LAMINATE CABINET DOORS
20D x 40W x 63H	246 lb	XM infill side 1: laminate infill side 2: L610 laminate markerboard	n/a	RLNCH4063XMSC	\$5,668	+ \$405
20D x 40W x 63H	246 lb	XT infill side 1: laminate infill side 2: tackable fabric *	1.0 yds	RLNCH4063XTSC	\$6,542	+ \$405
20D x 40W x 63H	246 lb	XP infill side 1: laminate infill side 2: magnetic porcelain markerboard	n/a	RLNCH4063XPSC	\$6,175	+ \$405

* see fabric grade information below

75" Height



DIMENSIONS	WEIGHT	INFILL CONFIGURATION	COM FABRIC YARDAGE	MODEL #	LIST PRICE	LAMINATE CABINET DOORS
20D x 40W x 73H	256 lb	XM infill side 1: laminate infill side 2: L610 laminate markerboard	n/a	RLNCH4075XMSC	\$5,928	+ \$405
20D x 40W x 73H	256 lb	XT infill side 1: laminate infill side 2: tackable fabric *	1.4 yds	RLNCH4075XTSC	\$6,724	+ \$405
20D x 40W x 73H	256 lb	XP infill side 1: laminate infill side 2: magnetic porcelain markerboard	n/a	RLNCH4075XPSC	\$6,357	+ \$405

* see fabric grade information below

1. Model Number

ex: RLNCH4075XPSC

2. Side 1 Laminate Infill

Standard Laminate

Group 1 laminate

[Click Here](#) to review izzy+ group 1 laminate selection.

Non-Standard Laminate

Call customer service for a quote; extended lead times may apply.

3. Side 2 Fabric Infill

(for XT tackable fabric model only)

G1 Grade 1/COM (std) + \$0

G2 Grade 2 + \$46*

G3 Grade 3 + \$176*

Other/COM call for a quote

*Note: upcharge is applied per side.

[Click Here](#) to review izzy+ panel fabric selection.

4. Frame & Pull Finish

[Click Here](#) to review izzy+ metal finish selection.

P431 Metallic Silver (P06) (std) + \$0

P623 Dover White (P07) + \$0

P348 Designer White + \$0

P300 Black (P10) + \$0

P411 Alloy (P11) + \$0

5. Cabinet Finish

Melamine case & door fronts (std)

[Click Here](#) to review izzy+ melamine color selection.

(choose one melamine color.)

Laminate Cabinet Doors

optional, See upcharge column above.

See step 2 for color selection

(case is melamine)

AB ABS Edgeband Selection

(selection available with laminate door only)

[Click Here](#) to review izzy+ AB edgeband color selection.

6. Accessories

Side-Mounted

Container RLNMC

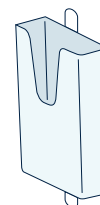
P431 Metallic Silver (P06) \$275

P623 Dover White (P07) \$275

P348 Designer White \$275

P300 Black (P10) \$275

P411 Alloy (P11) \$275



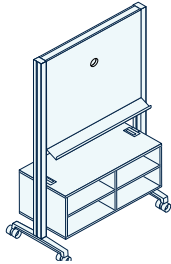
Side Mounted Container

DEWEY TECHNOLOGY CART

Pricing

OPEN STORAGE

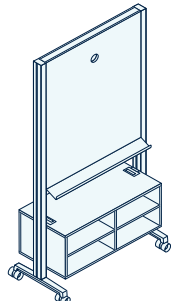
63" Height



DIMENSIONS	WEIGHT	INFILL CONFIGURATION	COM FABRIC YARDAGE	MODEL #	LIST PRICE
20D x 40W x 63H	240 lb	XM infill side 1: laminate infill side 2: L610 laminate markerboard	n/a	RLNCH4063XMSO	\$5,319
20D x 40W x 63H	240 lb	XT infill side 1: laminate infill side 2: tackable fabric *	1.0 yds	RLNCH4063XTSO	\$6,080
20D x 40W x 63H	240 lb	XP infill side 1: laminate infill side 2: magnetic porcelain markerboard	n/a	RLNCH4063XPSO	\$5,711

* see fabric grade information below

75" Height



DIMENSIONS	WEIGHT	INFILL CONFIGURATION	COM FABRIC YARDAGE	MODEL #	LIST PRICE
20D x 40W x 73H	250 lb	XM infill side 1: laminate infill side 2: L610 laminate markerboard	n/a	RLNCH4075XMSO	\$5,493
20D x 40W x 73H	250 lb	XT infill side 1: laminate infill side 2: tackable fabric *	1.4 yds	RLNCH4075XTSO	\$6,263
20D x 40W x 73H	250 lb	XP infill side 1: laminate infill side 2: magnetic porcelain markerboard	n/a	RLNCH4075XPSO	\$5,988

* see fabric grade information below

1. Model Number

EX: RLNCH4075XTSO

2. Side 1 Laminate Infill

Standard Laminate

Group 1 laminate

[Click Here](#) to review izzy+ group 1 laminate selection.

Non-Standard Laminate

Call customer service for a quote; extended lead times may apply.

3. Side 2 Fabric Infill

(for XT tackable fabric model only)

G1	Grade 1/COM (std)	+ \$0
G2	Grade 2	+ \$46*
G3	Grade 3	+ \$176*
Other/COM	call for a quote	

*Note: upcharge is applied per side; [Click Here](#) to review izzy+ panel fabric selection.

4. Frame Finish

[Click Here](#) to review izzy+ metal finish selection.

P300	Black (P10)	std
P348	Designer White	std
P411	Alloy (P11)	std
P431	Metallic Silver (P06)	std
P623	Dover White (P07)	std
Other Finish	quote required	

5. Cabinet Finish

Melamine (standard)

(choose one melamine color)

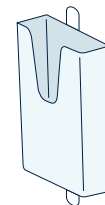
[Click Here](#) to review izzy+ melamine color selection.

6. Accessories

Side-Mounted

Container RLNMC

P431	Metallic Silver (P06)	\$275
P623	Dover White (P07)	\$275
P348	Designer White	\$275
P300	Black (P10)	\$275
P411	Alloy (P11)	\$275



Side Mounted Container

DEWEY CONNECTION CART



DEWEY CONNECTION CART

Specifications

STANDARDS, FRAME CONSTRUCTION, ACCESSORIES, SHIPPING

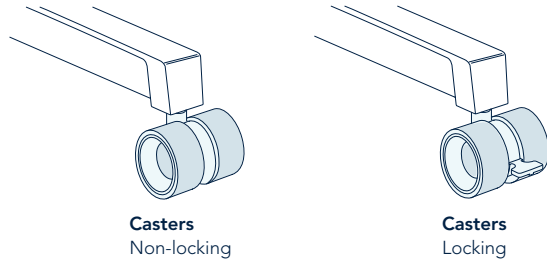
Standards

Meets or exceeds applicable ANSI/BIFMA durability and safety standards and is SCS Indoor Advantage Gold certified.

Frame Construction

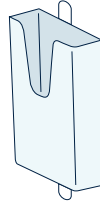
Dewey Connection Cart Frame is extruded aluminum with an 18" cast aluminum foot.

Casters



Casters: 60mm dual wheel; each unit comes standard with two locking and two non-locking, Two-tone caster: charcoal with cool-grey interior.

Side Mounted Container



Side-Mounted Container is a recommended accessory for storing markers, erasers, pushpins and more. Steel container mounts to the outside of the frame on all configurations. Recommended for all full length configurations or when additional storage is necessary on the half length configurations. Available in finishes to match frame. Dimensions: 3"W x 2"D x 5"H.

Shipping

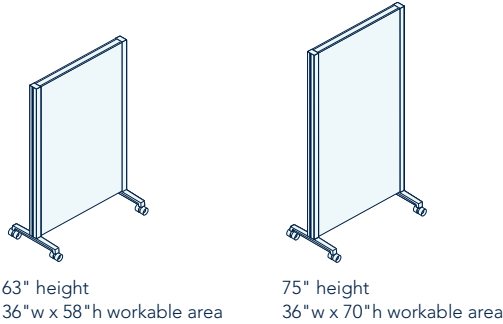
Connection Cart ships assembled with corner guards and shrink wrap.

DEWEY CONNECTION CART

Specifications

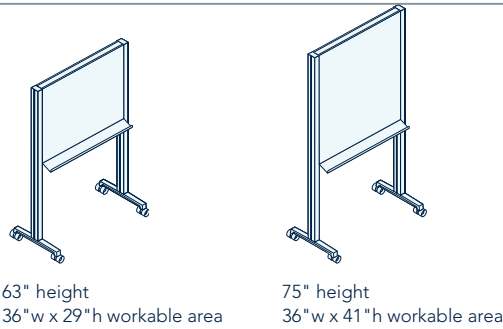
FULL LENGTH, HALF LENGTH, FINISH SELECTION

Full Length



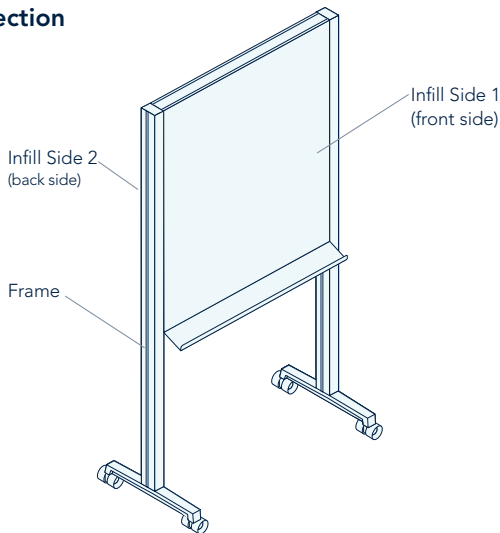
Full Length: Workable area is 14-17 sq. ft. & starts at base. Two full length units nest approximately 23" deep; add 3.2" for each additional unit.

Half Length



Half Length: Includes a two-sided shelf design to reduce nesting footprint and provide marker storage, or a place to support flip charts and storyboards. Workable area is 7-10 sq. ft. & starts 30" above floor. Side one has a 2.6" deep angled shelf and side two has a 1.6" deep square shelf. Two half length units nest approximately 24.3" deep; add 4.4" for each additional unit.

Finish Selection



Connection Cart Finish Selection: Depending on the specific Connection Cart model and configuration, finishes must be selected for up to seven different Dewey Connection Cart components.

[Click Here](#) to review all current izzy+ Product Group colors and finishes.

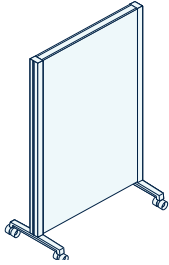
Connection Cart Finish Selection	Tackable Fabric	L610 Markerboard Laminate	Porcelain Magnetic Markerboard	Metal
Side 1 Infill	•	•	•	
Side 2 Infill	•	•	•	
Frame				•

DEWEY CONNECTION CART

Pricing

FULL LENGTH

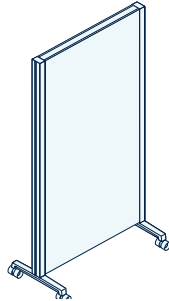
63" Height



DIMENSIONS	WEIGHT	INFILL CONFIGURATION	COM FABRIC YARDAGE	MODEL #	LIST PRICE
20D x 40W x 63H	200 lb	MM infill side 1: L610 markerboard laminate infill side 2: L610 markerboard laminate	n/a	RLNCF4063MM	\$4,534
20D x 40W x 63H	200 lb	MT infill side 1: L610 markerboard laminate infill side 2: tackable fabric*	1.8 yds	RLNCF4063MT	\$4,514
20D x 40W x 63H	200 lb	TT infill side 1: tackable fabric * infill side 2: tackable fabric *	3.6 yds	RLNCF4063TT	\$4,146
20D x 40W x 63H	200 lb	PP infill side 1: magnetic porcelain markerboard infill side 2: magnetic porcelain markerboard	n/a	RLNCF4063PP	\$5,711
20D x 40W x 63H	200 lb	PT infill side 1: magnetic porcelain markerboard infill side 2: tackable fabric *	1.8 yds	RLNCF4063PT	\$5,068

* see fabric grade information below

75" Height



DIMENSIONS	WEIGHT	INFILL CONFIGURATION	COM FABRIC YARDAGE	MODEL #	LIST PRICE
20D x 40W x 75H	210 lb	MM infill side 1: L610 markerboard laminate infill side 2: L610 markerboard laminate	n/a	RLNCF4075MM	\$4,707
20D x 40W x 75H	210 lb	MT infill side 1: L610 markerboard laminate infill side 2: tackable fabric*	2.2 yds	RLNCF4075MT	\$4,694
20D x 40W x 75H	210 lb	TT infill side 1: tackable fabric* infill side 2: tackable fabric*	4.4 yds	RLNCF4075TT	\$4,331
20D x 40W x 75H	210 lb	PP infill side 1: magnetic porcelain markerboard infill side 2: magnetic porcelain markerboard	n/a	RLNCF4075PP	\$6,542
20D x 40W x 75H	210 lb	PT infill side 1: magnetic porcelain markerboard infill side 2: tackable fabric*	2.2 yds	RLNCF4075PT	\$5,620

* see fabric grade information below

1. Model Number

ex: RLNCF4075PT

2. Fabric Infill

(for MT, TT, PT tackable fabric models)

G1	Grade 1/COM (std)	+ \$0
G2	Grade 2	+ \$78
G3	Grade 3	+ \$350
Other/COM	call for a quote	

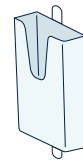
3. Frame Finish

[Click Here](#) to review izzy+ metal finish selection.

P300	Black (P10)	std
P348	Designer White	std
P411	Alloy (P11)	std
P431	Metallic Silver (P06)	std
P623	Dover White (P07)	std
Other Finish	quote required	

4. Accessories

Side-Mounted Container RLNMC	\$275
P300 Black (P10)	std
P348 Designer White	std
P411 Alloy (P11)	std
P431 Metallic Silver (P06)	std
P623 Dover White (P07)	std
Other Finish	quote required



Side Mounted Container

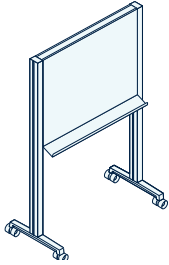
*Note: upcharge is applied per side;
[Click Here](#) to review izzy+ panel fabric selection.

DEWEY CONNECTION CART

Pricing

HALF LENGTH

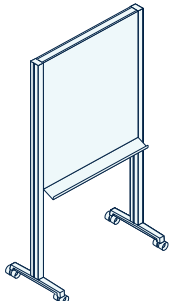
63" Height



DIMENSIONS	WEIGHT	INFILL CONFIGURATION	COM FABRIC YARDAGE	MODEL #	LIST PRICE
20D x 40W x 63H	200 lb	MM infill side 1: L610 markerboard laminate infill side 2: L610 markerboard laminate	n/a	RLNCH4063MM	\$3,576
20D x 40W x 63H	200 lb	MT infill side 1: L610 markerboard laminate infill side 2: tackable fabric *	1.0 yds	RLNCH4063MT	\$3,964
20D x 40W x 63H	200 lb	TT infill side 1: tackable fabric * infill side 2: tackable fabric *	2.0 yds	RLNCH4063TT	\$4,146
20D x 40W x 63H	200 lb	PP infill side 1: magnetic porcelain markerboard infill side 2: magnetic porcelain markerboard	n/a	RLNCH4063PP	\$4,974
20D x 40W x 63H	200 lb	PT infill side 1: magnetic porcelain markerboard infill side 2: tackable fabric *	1.0 yds	RLNCH4063PT	\$4,790

* see fabric grade information below

75" Height



DIMENSIONS	WEIGHT	INFILL CONFIGURATION	COM FABRIC YARDAGE	MODEL #	LIST PRICE
20D x 40W x 75H	210 lb	MM infill side 1: L610 markerboard laminate infill side 2: L610 markerboard laminate	n/a	RLNCH4075MM	\$4,555
20D x 40W x 75H	210 lb	MT infill side 1: L610 markerboard laminate infill side 2: tackable fabric *	1.4 yds	RLNCH4075MT	\$4,146
20D x 40W x 75H	210 lb	TT infill side 1: tackable fabric * infill side 2: tackable fabric *	2.8 yds	RLNCH4075TT	\$4,331
20D x 40W x 75H	210 lb	PP infill side 1: magnetic porcelain markerboard infill side 2: magnetic porcelain markerboard	n/a	RLNCH4075PP	\$5,158
20D x 40W x 75H	210 lb	PT infill side 1: magnetic porcelain markerboard infill side 2: tackable fabric *	1.4 yds	RLNCH4075PT	\$4,974

* see fabric grade information below

1. Model Number

ex: RLNCF4075PT

2. Fabric Infill

(for MT, TT, PT tackable fabric models)

G1	Grade 1/COM (std)	+ \$0
G2	Grade 2	+ \$78
G3	Grade 3	+ \$350
Other/COM	call for a quote	

3. Frame Finish

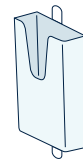
[Click Here](#) to review izzy+ metal finish selection.

P300	Black (P10)	std
P348	Designer White	std
P411	Alloy (P11)	std
P431	Metallic Silver (P06)	std
P623	Dover White (P07)	std
Other Finish	quote required	

4. Accessories

Side-Mounted

Container RLNMC	\$275
P300 Black (P10)	std
P348 Designer White	std
P411 Alloy (P11)	std
P431 Metallic Silver (P06)	std
P623 Dover White (P07)	std
Other Finish	quote required



Side Mounted Container

*Note: upcharge is applied per side;
[Click Here](#) to review izzy+ panel fabric selection.

DEWEY MEDIA CABINET



DEWEY MEDIA CABINET

Specifications

STANDARDS, GLIDES, TECHNOLOGY STORAGE

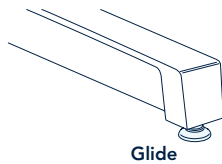
Standards

Meets or exceeds applicable ANSI/BIFMA durability and safety standards and is SCS Indoor Advantage Gold certified.

Construction


Dewey Media Cabinet is constructed with 0.75" thermally-fused melamine case and door with coordinating edgeband. are optionally available in 0.75" particle board core with high-pressure laminate and 2mm ABS edgeband. Grain direction is vertical. Frame is extruded aluminum with a cast aluminum foot. Drawer and door pulls match leg finish selection.

Glides

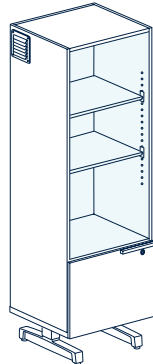


Glides: 3/4" leveling for uneven floors.

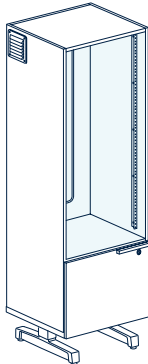
Storage Details & Options



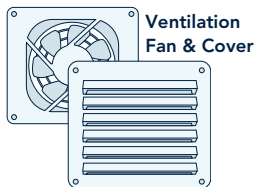
Exterior
Cabinet View



Interior
Cabinet View
Standard Storage



Interior
Cabinet View
Optional
Technology
Storage Rack



Ventilation
Fan & Cover

Upper Cabinet: Standard with two adjustable shelves.

Lower Drawer: Lateral file accommodates horizontal filing.

Grommets: Four black grommets (3.75" L x 1.75" D); two on rear of cabinet, top right and left; one on top of bottom drawer; one on underside/bottom of cabinet.

Locks on Media cabinets are keyed alike – upper cabinet, lateral drawer, and rear access panel.

Cabinet dimensions:

Exterior: 20"W x 18.75"D x 60"H

Interior Cabinet: 19.1"W x 17.4"D x 39"H

Interior Lateral File Drawer 16.5"W x 11.5"D x 10"H

Technology Storage Rack: 19"W x 35"H; is optional, and accommodates 20 rack units (RU). Included with technology storage option is a back hinged, lockable door to provide access to racked technology.

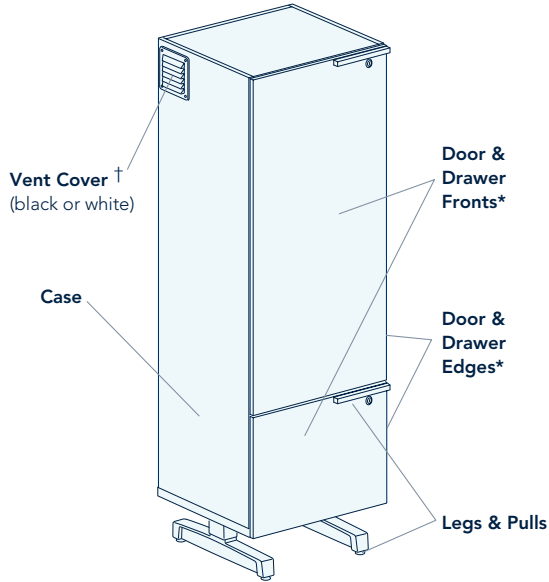
Ventilation Fan: ideal for venting cabinets and enclosures, optional self-contained fan features a large, brushless fan for higher airflow, low noise and long life. When mounted, fan does not vibrate. Fan speed is adjustable. Ventilation fan cover available in white or black.

DEWEY MEDIA CABINET

Specifications

FINISH SELECTION, SHIPPING

Finish Selection



Media Cabinet Finish Selection: Finishes must be selected for up to 5 different Media Cabinet components.

[Click Here](#) to review all current izzy+ Product Group colors and finishes.

Media Cabinet Finish Selection	High-Pressure Laminate	Melamine	Model AB 2mm ABS Edgeband	Metal	Plastic (white or black)
Case		•			
Door & Drawer Fronts*	• (opt)	• (std - same as case)			
Door & Drawer Edges*			• (opt)		
Legs & Door/Drawer Pulls (matching)				•	
Vent Fan Cover †					•

* select with optional laminate door/drawer fronts only
 † select with optional ventilation fan only

Shipping

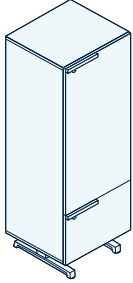
Dewey Media Cabinet ships assembled with corner guards and shrink wrap.

DEWEY MEDIA CABINET

Pricing

UPPER CABINET, LOWER LATERAL

Media Cabinet



DIMENSIONS	WEIGHT	HINGE	MODEL #	LIST PRICE	LAMINATE FRONT
19D x 20W x 60H	189 lb	left hinge	RLNCAB60L	\$2,300	+ \$462
19D x 20W x 60H	189 lb	right hinge	RLNCAB60R	\$2,300	+ \$462

1. Model Number

ex: RLNCAB60R

2. Cabinet Finish

Melamine Case & Fronts (std)

(choose one melamine color)

[Click Here](#) to review izzy+ melamine color selection.

Laminate Door & Drawer Fronts

(Case is melamine)

Group 1 laminate: see upcharge column

[Click Here](#) to review izzy+ group 1 laminate selection.

2mm ABS Edgeband

(choice available with laminate door only)

[Click Here](#) to review izzy+ AB edgeband color selection.

3. Base & Pull Finish

[Click Here](#) to review izzy+ metal finish selection.

P300 Black (P10)	std
P348 Designer White	std
P411 Alloy (P11)	std
P431 Metallic Silver (P06)	std
P623 Dover White (P07)	std
Other Finish	quote required

4. Cabinet Options

RK	Technology Rack	+ \$305
RVR	Technology Rack & Vent Fan*-Right	+ \$640
RVL	Technology Rack & Vent Fan*-Left	+ \$640
VR	Vent Fan*-Right	+ \$336
VL	Vent Fan*-Left	+ \$336
	*choose white or black	

DEWEY BOOKSHELF



DEWEY BOOKSHELF

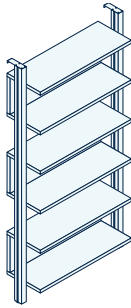
Specifications

FRAME, GLIDES, FINISH SELECTION, SHIPPING

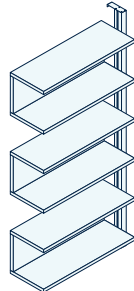
Standards

Meets or exceeds applicable ANSI/BIFMA durability and safety standards and is SCS Indoor Advantage Gold certified.

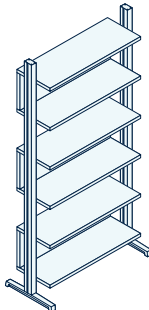
Construction



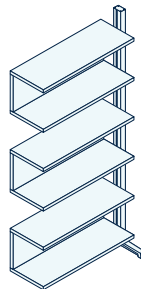
Wall-Mounted Shelf
14"D x 40"L x 81.25"H



Wall-Mounted Add-on Shelf
14"D x 38"L x 81.25"H



Freestanding Shelf
18"D x 40"L x 83.5"H



Freestanding Add-on Shelf
18"D x 38"L x 83.5"H

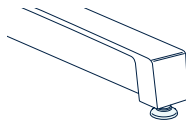
Available as a freestanding or wall-mounted unit. **Dewey Bookshelf** dimensions are 36"L x 12.5"H with 6 total display surfaces. Extruded aluminum frame supports three C-shaped shelves. Free-standing frame includes 18" cast aluminum feet with adjustable glides, and Wall mounted frame includes adjustable glides and hardware for mounting to wall.

Shelves are 1" thick. Shelf units can be mounted in 6" increments facing either direction on frame to allow for dual-sided use. High pressure laminate construction with horizontal grain direction.

Shelf Edges: Model AB 2mm ABS edgeband

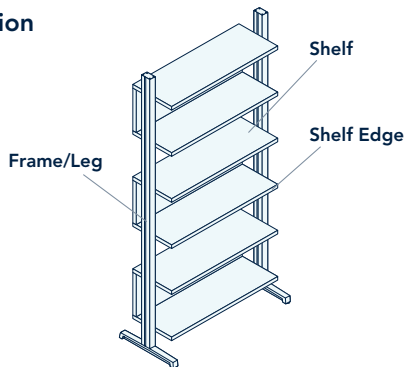
Add-On Bookshelf: Attaches to a freestanding or wall-mounted bookshelf, or another add-on unit. Consists of additional shelving and one support leg.

Glides



Adjustable Glides: 3/4" leveling for uneven floors.

Finish Selection



Bookshelf Finish Selection: Each of the three Dewey Bookshelf components require a finish selection.

[Click Here](#) to review all current izzy+ Product Group colors and finishes.

Bookshelf Finish Selection	High-Pressure Laminate	Model AB 2mm ABS Edgeband	Metal
Shelf	•		
Shelf Edge		•	
Frame/Leg			•

Shipping

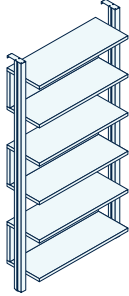
Dewey Bookshelf ships knocked down.

DEWEY BOOKSHELF

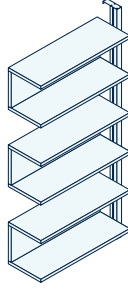
Pricing

WALL MOUNTED & FREESTANDING

Wall-Mounted



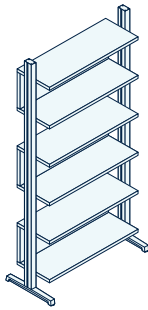
stand-alone



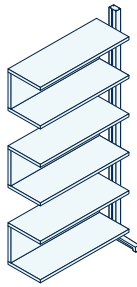
add-on

DESCRIPTION	DIMENSIONS	WEIGHT	MODEL #	LIST PRICE
Wall-Mounted stand-alone shelf	14D x 40W x 81.25H	135 lb	RLNBOK36WH	\$3,350
Wall-Mounted add-on shelf	14D x 38W x 81.25H	125 lb	RLNBOK36WAH	\$2,907

Freestanding



stand-alone



add-on

DESCRIPTION	DIMENSIONS	WEIGHT	MODEL #	LIST PRICE
Freestanding stand-alone shelf	18D x 40W x 83.5H	140 lb	RLNBOK36FH	\$3,350
Freestanding add-on shelf	18D x 38W x 83.5H	126 lb	RLNBOK36FAH	\$2,907

1. Model Number

ex: RLNBOK36FAH

2. Shelf Finish

Standard Laminate

Group 1 laminate

[Click Here](#) to review izzy+ group 1 laminate selection.

Non-Standard Laminate

Call customer service for a quote; extended lead times may apply.

3. Shelf Edge Finish

2mm ABS Edgeband

[Click Here](#) to review izzy+ AB edgeband color selection.

4. Frame/Leg Finish

[Click Here](#) to review izzy+ metal finish selection.

P300 Black (P10) std

P348 Designer White std

P411 Alloy (P11) std

P431 Metallic Silver (P06) std


P623 Dover White (P07) std

Other Finish quote required



SurfaceWorks Inc.
7821S. 10th Street | Oak Creek, WI 53154
www.surfaceworks.us

414.570.2677





SURFACEWORKS



AUDREY™

SPECIFICATION & PRICING GUIDE

AUGUST 2023 V1.2



GENERAL INFORMATION

Please visit the links below for the following information:

Ordering Information:

- https://www.surfaceworks.us/media/General_Info/SW_GenInfo_Ordering_Information.pdf

Product Warranty:

- https://www.surfaceworks.us/media/General_Info/SW_GenInfo_Warranty.pdf

Shipping & Delivery Guidelines:

- https://www.surfaceworks.us/media/General_Info/SW_GenInfo_Shipping_Guidelines.pdf

Colors & Finishes:

- http://www.surfaceworks.us/media/finish_Sheets/sw_finishes_izzy.pdf

PRICELIST UPDATES

Version 1.2 (Published July 8, 2024)

Product Additions:

- All standard base, frame, door/drawer pull color selections have been expanded

General:

- Various formatting revisions, typo corrections and tweaks

Version 1.1 (published May 1, 2024)

General:

- Formatting/sequence revisions and minor corrections

AUDREY COLLECTION

Overview

INTRODUCTION



Clean + Simple. Audrey was designed to celebrate simple geometric forms to enhance any place.

Universal Platform. The Audrey Base provides a simple "platform" to support structure and personalized flexible elements.

Flexible Storage Building Blocks. Modular options provide endless configurations with a variety of finish and material combinations.

Ease of Change. Influenced by children's building blocks, Audrey allows for easy reconfiguration based on evolving needs, ideas, and personal creativity.

Reuse + Re-imagine. A simple kit of parts makes it easy to reconfigure with minimal or no tools. Audrey helps to reduce waste when change is needed, and encourages creative applications with minimum impact, providing a lifetime of use.

Settings Defined. Audrey meets a variety of needs by dividing and defining space while providing storage, surface, and seating.

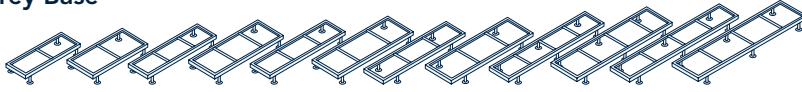
Collection Extension. In addition to the great storage and seating options, Audrey offers tables and desks to complete the collection.

AUDREY COLLECTION

Overview

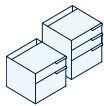
STATEMENT OF LINE

Audrey Base

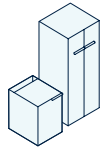


The Universal Platform. The Audrey base is the head of the Audrey family - the foundation upon which everything else depends. 12 sizes to build upon for **infinite possibilities.**

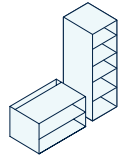
Audrey Storage



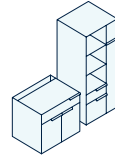
Store It



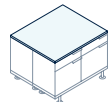
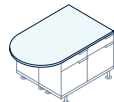
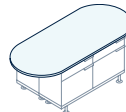
Close It



Frame It



Combine It


 Single Depth
Cabinet Top

 Back-To-Back
Cabinet Top

 Peninsula
Cabinet Top

 Racetrack
Cabinet Top

Audrey Storage offers lots of options, but still manages to stay simple. Pick your Base, pick your Cabinets, pick your Top and GO!

Store It, Close It, Frame It or Combine It, High or Low - Audrey Cabinets offer a whopping 126 unique standard size/configurations to choose from. Then off your cabinets with your choice of 76 different Cabinet Top sizes and shapes.

Audrey Seating

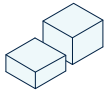
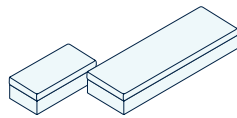
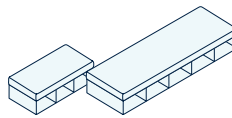


Table It End Table



Bench It

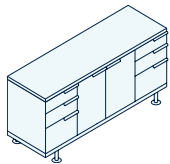
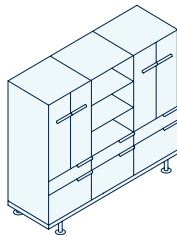
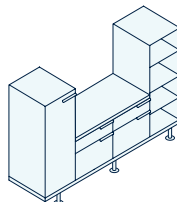
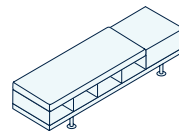


Bench It w/Cubbies

Audrey Seating provides casual touch-down spots that collaborate well with the rest of the collection.

Bench It or Table It - 14 different standard Bench sizes, with or without cubbies, plus 12 End Table sizes upon which to set your coffee.

Audrey Assemblies


 Credenza
Assemblies

 Storage Wall
Assemblies

 Mixed-Height
Assemblies

 Seating
Assemblies

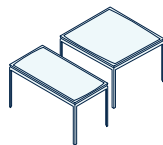
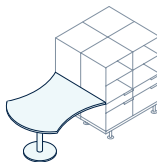
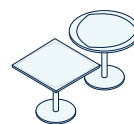
88 unique pre-configured Assemblies offer thought-starting ideas or budgeting preliminary. Organized into Four Groups - Credenza, Storage Wall, Mixed Height and Seating - **One model number for the whole assembly** makes specifying and budgeting a snap.

Design Your Own Unique Assemblies to take your creative vision to the next level. Utilize Audrey Finish Groups to create the perfect composition. Then easily rearrange later down the road - a phillips head screwdriver is all you need!

Audrey Tables & Desks



Desk


 Coffee
Table

 Parsons
Table

 Extension
Table

 Companion
Table

When there are people to gather and work to be done, **Audrey Tables and Desks** make an ideal center piece. Create the heart of an office suite or set up a cozy conference area; Audrey Tables and Desks give you great shapes, sizes and finishes, for whatever combination you choose.

Options


 Table &
Desk Power

 Cabinet
Top Power

 Bench
Power


Grommets


 Drawer &
Door Locks

Options give you the functionality you need to take your Audrey to the next level. **Power, Grommets and Locks** are available with most Audrey Components.

AUDREY COLLECTION

Overview

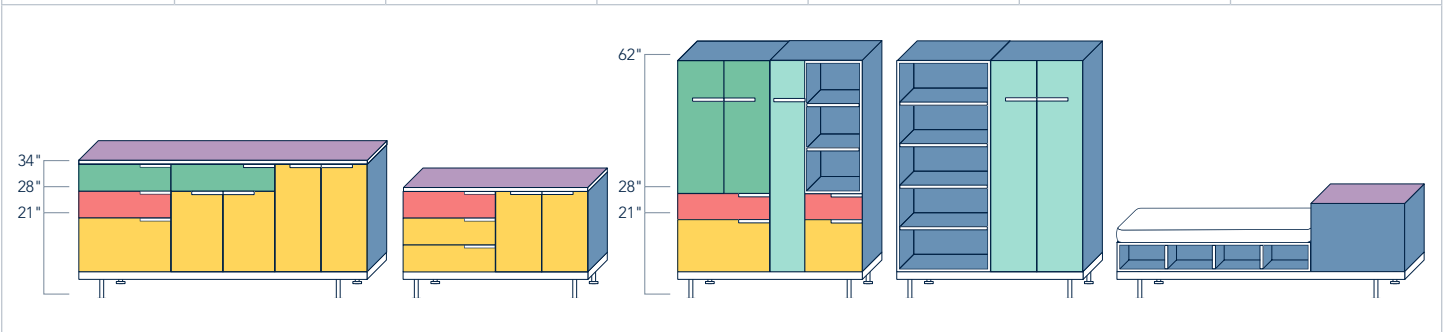
FINISH GROUPS

Specifying finishes for your Audrey Storage and Seating Assemblies is easy with **Audrey Finish Groups**. Just assign your melamine or laminate finishes to pre-configured groups to optimize your mixing and matching into a smart, cohesive theme. **There are six finish groups: Tall, Top, Upper, Middle, Lower and Case.** Use the color-coded chart below and in each how-to-order section to guide your selections. [Click Here](#) to review all current izzy+ Product Group colors and finishes.



AUDREY FINISH GROUPS

FINISH GROUP:	TALL	TOP	UPPER	MIDDLE	LOWER	CASE
COLOR CODE:						
DESCRIPTION:	Cabinet door front area spanning the full height of a High Cabinet	Cabinet top surface and End Table top surface	Cabinet door and drawer front area above 28"	Cabinet drawer front area between 21" and 28"	Cabinet door fronts below 34" and drawer fronts below 21"	Sides, back, interiors and shelves of Cabinets, Benches and End Tables.



AUDREY STORAGE: BASE



AUDREY BASE

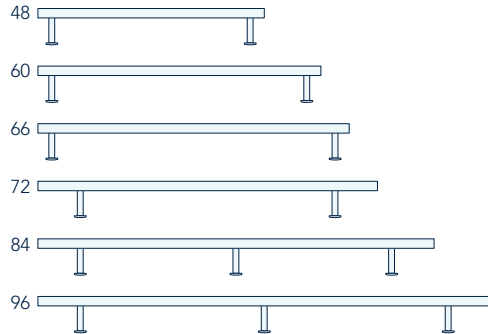
Specifications

STANDARDS, STATEMENT OF LINE, BASE/FRAME CONSTRUCTION

Standards

Meets or exceeds applicable ANSI/BIFMA durability and safety standards and is SCS Indoor Advantage Gold certified.

Statement of Line

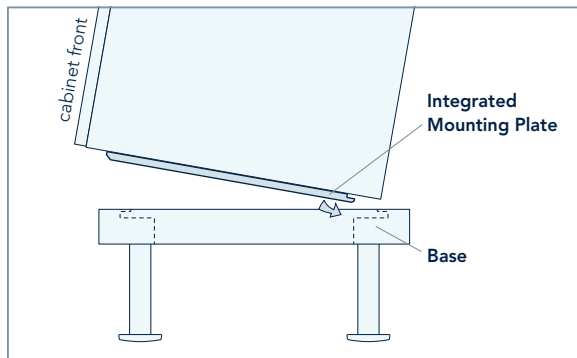
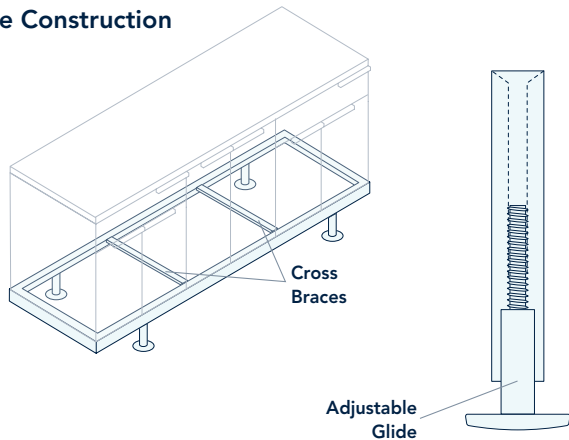


18D x 48W x 7.7H	24D x 48W x 7.7H
18D x 60W x 7.7H	24D x 60W x 7.7H
18D x 66W x 7.7H	24D x 66W x 7.7H
18D x 72W x 7.7H	24D x 72W x 7.7H
18D x 84W x 7.7H	24D x 84W x 7.7H
18D x 96W x 7.7H	24D x 96W x 7.7H

Audrey Bases are 7.7" high, in 18" and 24" depths, and widths ranging from 48" to 96".

Audrey Base Units	Base Width					
	48W	60W	66W	72W	84W	96W
Leg Quantity	4	4	4	4	6	6
Leg Spread:	42"	54"	60"	60"	66"	78"

Base/Frame Construction



Audrey Base is constructed with a 2" aluminum frame, legs and adjustable steel cross-braces. Finishes include anodized aluminum or powdercoat.

Legs are 1.25" dia and feature 2.5" **rocker-bottom steel glides** that are easily adjustable for uneven floors.

One adjustable steel **cross brace** is shipped with each cabinet for positioning under cabinet seams. Cross braces are unnecessary for seating components.

Integrated Mounting Plates in cabinet and benching components engage with the base frame to provide alignment and stability without the need for tools.

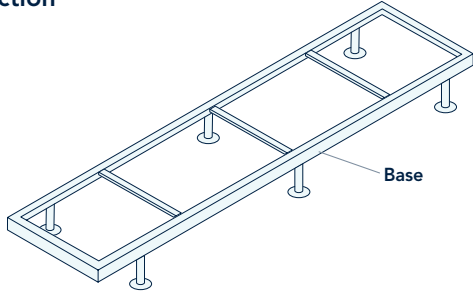
Bases are **required components** for all Audrey Storage and Seating Assemblies.

AUDREY BASE

Specifications

FINISH SELECTION, SHIPPING & ASSEMBLY

Finish Selection



Finish Selection: Standard finishes for Audrey Cabinet Base are P444 Clear Anodized Aluminum, P300 Black, P348 Designer White, P411 Alloy, P431 Metallic Silver and P623 Dover White. Other Finish are available; please request a quote.

[Click Here](#) to review izzy+ metal color selection.

Shipping & Assembly

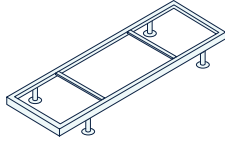
Audrey base frame ships **assembled and individually packaged**. The legs and hardware are bundled inside the frame. One Cross brace is packaged with each cabinet.

AUDREY BASE

Pricing

18" & 24" DEPTHS

Base



TOP DESCRIPTION	DEPTH	DIMENSIONS	MODEL #	LIST PRICE
Audrey Base Bases are required for all Audrey storage and seating components. Cross braces are included with Cabinets (one each).	18"	18D x 48W x 7.7H	AUD BAS 1848	\$1,126
		18D x 60W x 7.7H	AUD BAS 1860	\$1,281
		18D x 66W x 7.7H	AUD BAS 1866	\$1,268
		18D x 72W x 7.7H	AUD BAS 1872	\$1,305
		18D x 84W x 7.7H	AUD BAS 1884	\$1,565
		18D x 96W x 7.7H	AUD BAS 1896	\$1,612
	24"	24D x 48W x 7.7H	AUD BAS 2448	\$1,160
		24D x 60W x 7.7H	AUD BAS 2460	\$1,315
		24D x 66W x 7.7H	AUD BAS 2466	\$1,302
		24D x 72W x 7.7H	AUD BAS 2472*	\$1,339
		24D x 84W x 7.7H	AUD BAS 2484	\$1,600
		24D x 96W x 7.7H	AUD BAS 2496	\$1,646

*illustration shown

1. Model Number

ex: AUD BAS 2466

2. Finish Selection

[Click Here](#) to review izzy+ metal color selection.

Base Finish:

P300	Black (P10) Powdercoat	std
P348	Designer White Powdercoat	std
P411	Alloy (P11) Powdercoat	std
P431	Metallic Silver (P06) Powdercoat	std
P444	Clear Anodized Aluminum	std
P623	Dover White (P07) Powdercoat	std
	Other Finish	quote required

AUDREY STORAGE: HIGH CABINETS

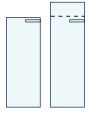


AUDREY HIGH CABINETS

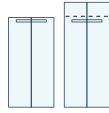
Statement of Line

CLOSE IT HIGH, FRAME IT HIGH

Close It High w/ Locker



Style SDL
Single Door Locker
 18D x 18W x 54H
 18D x 18W x 62H
 24D x 18W x 54H
 24D x 18W x 62H

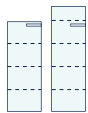


Style DDL
Double Door Locker
 18D x 24W x 54H
 18D x 24W x 62H
 24D x 24W x 54H
 24D x 24W x 62H

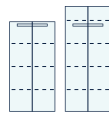
Close It High Cabinets with single and double-door lockers are available in two different styles, 18" and 24" depths, 18" and 24" widths and overall heights (with required base) in 54" and 62". Locks are optional. See below for interior locker configurations.

Style	Coat Hook/Rod	
	18D	24D
SDL	2 Coat Hooks	Closet Rod
DDL	2 Coat Hooks	Closet Rod

Close It High w/ Storage



Style HSS
Single Door Storage
 18D x 18W x 54H
 18D x 18W x 62H
 24D x 18W x 54H
 24D x 18W x 62H

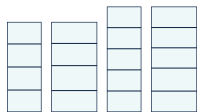


Style HDS
Double Door Storage
 18D x 24W x 54H
 18D x 24W x 62H
 24D x 24W x 54H
 24D x 24W x 62H

Close It High Cabinets with single and double-door storage are available in two different styles, 18" and 24" depths, 18" and 24" widths and overall heights (with required base) in 54" and 62". Locks are optional. See below for shelf quantities.

Style	Interior Shelves	
	54H	62H
HSS	3 adj	3 adj, 1 fixed
HDS	3 adj	3 adj, 1 fixed

Frame It High w/ Open Shelving



Style HOS
Open Shelves
 18D x 18W x 54H 24D x 18W x 54H
 18D x 18W x 62H 24D x 18W x 62H
 18D x 24W x 54H 24D x 24W x 54H
 18D x 24W x 62H 24D x 24W x 62H

Frame It High Cabinets with open shelves are available in 18" and 24" depths, 18" and 24" widths and overall heights (with required base) in 54" and 62". See below for shelf quantities.

Style	Open Shelves	
	54H	62H
OPS	3 adj	3 adj, 1 fixed

AUDREY HIGH CABINETS


Statement of Line

COMBINE IT HIGH

Combine It High w/ Open Top Shelf & Storage



Style OSS
Upper: Open Top Shelf
Lower: Single Door Storage
18D x 18W x 62H
24D x 18W x 62H



Style ODS
Upper: Open Top Shelf
Lower: Double Door Storage
18D x 24W x 62H
24D x 24W x 62H

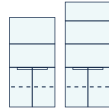
Combine It High Cabinets with open top shelf and storage are available in two different styles, in 18" and 24" depths, 18" and 24" widths, and 62" overall height (with required base). Locks are optional. See below for shelf quantities.

Style	Interior Shelves	
	54H	62H
OSS	3 adj	3 adj
ODS	3 adj	3 adj

Combine It High w/ Open Shelves & Storage



Style OSD
Upper: Open Shelves
Lower: Single Door Storage
18D x 18W x 54H
18D x 18W x 62H
24D x 18W x 54H
24D x 18W x 62H



Style ODD
Upper: Open Shelves
Lower: Double Door Storage
18D x 24W x 54H
18D x 24W x 62H
24D x 24W x 54H
24D x 24W x 62H

Combine It High Cabinets with storage and open shelves are available in four different styles, in 18" and 24" depths, 18" and 24" widths and overall heights (with required base) in 54" and 62". Locks are optional. See below for shelf quantities.

Style	Upper Open Shelves		Lower Interior Shelves	
	54H	62H	54H	62H
OSD	1 adj, 1 fixed	2 adj, 1 fixed	1 adj	1 adj
ODD	1 adj, 1 fixed	2 adj, 1 fixed	1 adj	1 adj

Combine It High w/ Open Shelves & Box/File



Style OP2
Upper: Open Shelves
Lower: Box/File
18D x 18W x 54H 24D x 18W x 54H
18D x 18W x 62H 24D x 18W x 62H
18D x 24W x 54H 24D x 24W x 54H
18D x 24W x 62H 24D x 24W x 62H

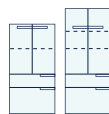
Combine It High Cabinets with open shelves and box/file configuration are available in 18" and 24" depths, 18" and 24" widths and overall heights (with required base) in 54" and 62". Hanging file hardware is provided to accommodate letter size in 18" depth, and letter or legal size in 24" depth. Locks are optional. See below for shelf quantities.

Style	Upper Open Shelves	
	54H	62H
OP2	1 adj, 1 fixed	2 adj, 1 fixed

Combine It High w/ Storage & Box/File



Style SD2
Upper: Single Door Storage
Lower: Box/File
18D x 18W x 54H
24D x 18W x 54H
18D x 18W x 62H
24D x 18W x 62H



Style DD2
Upper: Double Door Storage
Lower: Box/File
18D x 24W x 54H
24D x 24W x 54H
18D x 24W x 62H
24D x 24W x 62H

Combine It High Cabinets with single and double door storage and box/file configuration are available in two different styles, in 18" and 24" depths, 18" and 24" widths and overall heights (with required base) in 54" and 62". Hanging file hardware is provided to accommodate letter size in 18" depth, and letter or legal size in 24" depth. Locks are optional. See below for shelf quantities.

Style	Upper Open Shelves	
	54H	62H
SD2	1 adj, 1 fixed	2 adj, 1 fixed
DD2	1 adj, 1 fixed	2 adj, 1 fixed

AUDREY HIGH CABINETS

Statement of Line

COMBINE IT HIGH

Combine It High w/ Open Top Shelf & Locker



Style OSL
 Upper: Open Top Shelf
 Lower: Single Door Locker
 18D x 18W x 62H
 24D x 18W x 62H

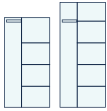


Style ODL
 Upper: Open Top Shelf
 Lower: Double Door Locker
 18D x 24W x 62H
 24D x 24W x 62H

Combine It High Cabinets with locker and open top shelves are available in two different styles, in 18" and 24" depths, 24" widths and 62" overall heights (with required base). Locks are optional. See below for locker configurations.

Style	Open Shelves		Coat Hook/Rod	
	54H	62H	18D	24D
OSL	1 fixed	1 fixed	2 Coat Hooks	Closet Rod
ODL	1 fixed	1 fixed	2 Coat Hooks	Closet Rod

Combine It High w/ 9" Locker & Open Shelves



Style LOP
 Left: 9" Locker
 Right: Open Shelves
 18D x 24W x 54H
 18D x 24W x 62H
 24D x 24W x 54H
 24D x 24W x 62H



Style OPL
 Left: Open Shelves
 Right: 9" Locker
 18D x 24W x 54H
 18D x 24W x 62H
 24D x 24W x 54H
 24D x 24W x 62H

Combine It High Cabinets with 9" locker and open shelves are available in two different styles, in 18" and 24" depths, 24" widths and overall heights (with required base) in 54" and 62". Locks are optional. See below for shelf quantities and locker configurations.

Style	Open Shelves		Coat Hook/Rod	
	54H	62H	18D	24D
LOP	3 adj	3 adj, 1 fixed	1 Coat Hook	Closet Rod
OPL	3 adj	3 adj, 1 fixed	1 Coat Hook	Closet Rod

Combine It High w/ Open Shelves, Box/L-Box and 9" Locker



Style LO2
 Left: 9" Locker
 Right: Open Shelves, Box/L-Box
 18D x 24W x 54H
 18D x 24W x 62H
 24D x 24W x 54H
 24D x 24W x 62H

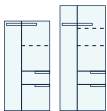


Style O2L
 Left: Open Shelves, Box/L-Box
 Right: 9" Locker
 18D x 24W x 54H
 18D x 24W x 62H
 24D x 24W x 54H
 24D x 24W x 62H

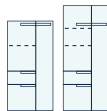
Combine It High Cabinets with open shelves, 9" Locker and box/L-box are available in two different styles, in 18" and 24" depths, 24" widths and overall heights (with required base) in 54" and 62". Locks are optional. L-box cannot accept file hanging hardware. See below for shelf quantities and locker configurations.

Style	Upper Open Shelves		Coat Hook/Rod	
	54H	62H	18D	24D
LO2	1 adj, 1 fixed	2 adj, 1 fixed	1 Coat Hook	Closet Rod
O2L	1 adj, 1 fixed	2 adj, 1 fixed	1 Coat Hook	Closet Rod

Combine It High w/ Storage, Box/L-Box and 9" Locker



Style LS2
 Left: 9" Locker
 Right: Single Door Storage,
 Box/L-Box
 18D x 24W x 54H
 18D x 24W x 62H
 24D x 24W x 54H
 24D x 24W x 62H



Style S2L
 Left: Single Door Storage,
 Box/L-Box
 Right: 9" Locker
 18D x 24W x 54H
 18D x 24W x 62H
 24D x 24W x 54H
 24D x 24W x 62H

Combine It High Cabinets with single door storage, 9" locker and box/L-box are available in two different styles, in 18" and 24" depths, 24" widths and overall heights (with required base) in 54" and 62". Locks are optional. L-box cannot accept file hanging hardware. See below for shelf quantities and locker configurations.

Style	Upper Storage Shelves		Coat Hook/Rod	
	54H	62H	18D	24D
LS2	1 adj, 1 fixed	2 adj, 1 fixed	1 Coat Hook	Closet Rod
S2L	1 adj, 1 fixed	2 adj, 1 fixed	1 Coat Hook	Closet Rod

AUDREY HIGH CABINETS

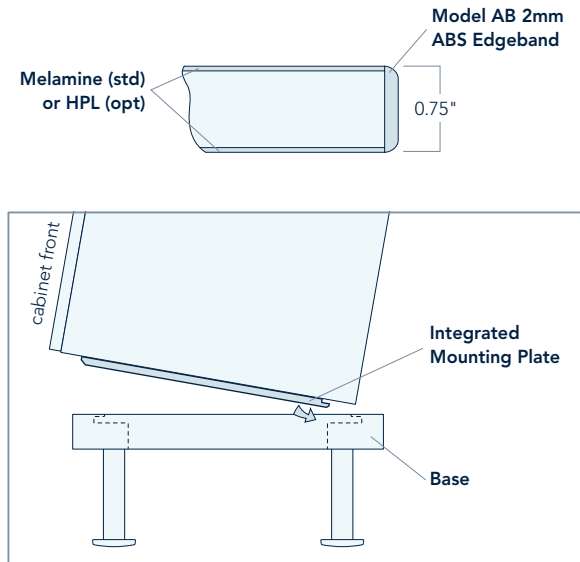
Specifications

STANDARDS, CABINET CONSTRUCTION, LOCKER CONFIGURATION

Standards

Meets or exceeds applicable ANSI/BIFMA durability and safety standards and is SCS Indoor Advantage Gold certified.

Cabinet Construction



Audrey Cabinet cases are constructed with a 0.75" thermally-fused melamine case and edged with model AB 2mm ABS edgeband. Cases are optionally available with HPL (high-pressure laminate).

Cabinet backs are finished to allow for space delineation use in an open plan.

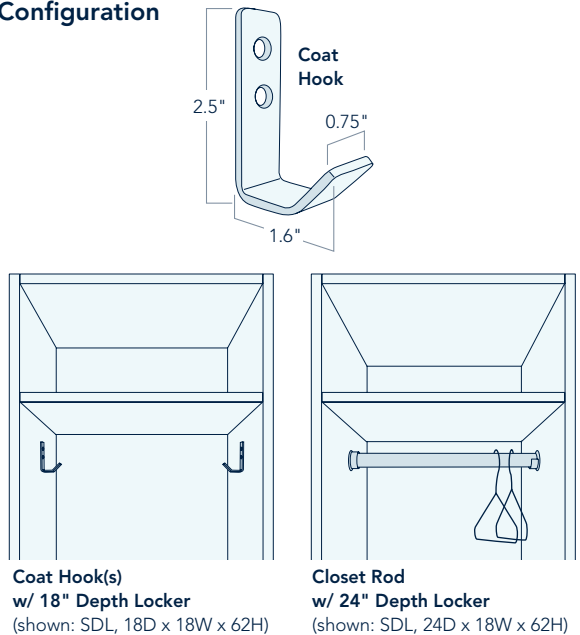
Door and Drawer Fronts consist of 0.75" particle board with high-pressure laminate and model AB 2mm ABS edgeband.

Grain direction is vertical for both cases and fronts, and vertically-adjacent fronts are **grain-matched**.

Audrey Cabinets are **components** of Audrey Assemblies and are not meant to be stand-alone units. **Audrey Bases and Cabinet Tops are required** to complete your assemblies.

Integrated Mounting Plate engages with the required base frame to provide alignment and stability without the need for tools. **Cabinets are not able to be rotated 90°.**

Locker Configuration



Lockers are equipped with either **Coat Hooks** (18" depth) or **Closet Rods** (24" depth) as per chart below. Hooks are 2.5" powder-coated aluminum in P431 Metallic Silver. Metal closet rods are removable.

Audrey Locker Configurations	18" Depth	24" Depth
9" Width	1 Hook	Closet Rod
18" Width	2 Hooks	Closet Rod
24" Width	2 Hooks	Closet Rod

Coat Hook(s) w/ 18" Depth Locker
(shown: SDL, 18D x 18W x 62H)

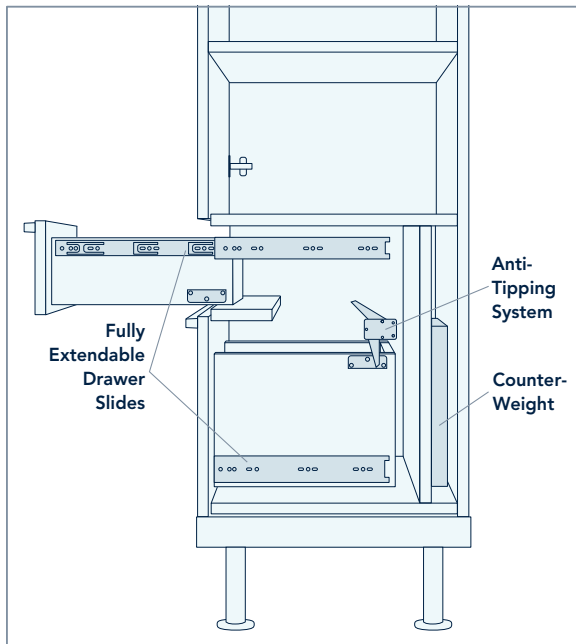
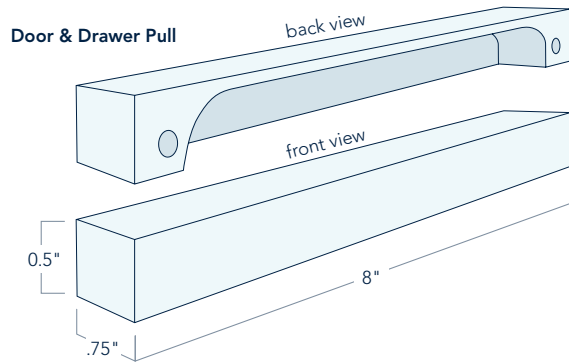
Closet Rod w/ 24" Depth Locker
(shown: SDL, 24D x 18W x 62H)

AUDREY HIGH CABINETS

Specifications

DOOR & DRAWER FEATURES, LOCK OPTION

Door & Drawer Features



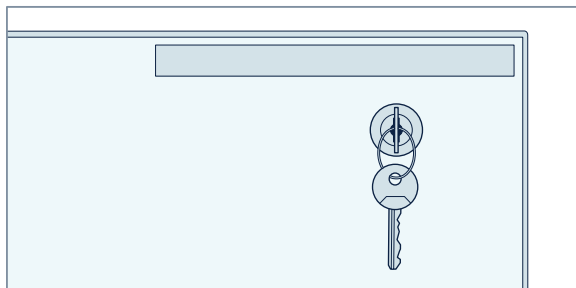
Audrey Cabinet Doors feature **soft close hinges** and rubber bumpers for sound reduction.

Audrey Cabinet Drawers feature **fully extendable slides** for easy access and include rubber bumpers for sound reduction.

Door and Drawer Pulls are sleek powder-coated aluminum, and feature a hidden finger-pull for easy opening. (Cabinets can optionally be ordered without pulls, for field installation of customer-supplied pulls.)

Anti-Tip safety features are standard with all Audrey High Cabinets with drawers, consisting of an **anti-tipping interlock system**, which prevents two drawers from being opened simultaneously, and a **counterweight** hidden behind a false wall that further stabilizes the cabinet.

Lock Option



Door and Drawer Locks are optionally available with all Audrey Cabinets. Every opening gets a lock with 2 keys when option is selected. Placement is under pull, 2.5" from edge.

Locks are either keyed alike (choose key code 100TA-125TA) or differently. If more control over key codes and placement is required, cabinets are available with **lock shells only**, with lock plugs and keys ordered separately.

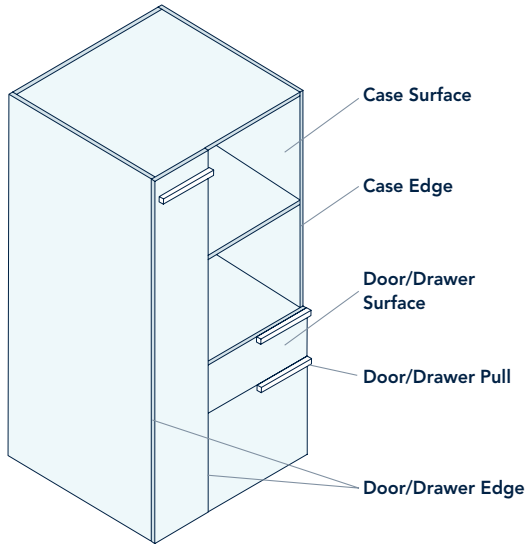
Master keys and lock plug change tools are also available to order separately (see accessories section).

AUDREY HIGH CABINETS

Specifications

FINISH SELECTION, SHIPPING & ASSEMBLY

Finish Selection



Finish Selection: There are up to five Audrey High Cabinet elements that require finish selections: **case surface** and **case edge** (case color carries through to the interior and shelves), **door/drawer front surface**, **door/drawer front edge**, and **door/drawer pulls**.

[Click Here](#) to review all current izzy+ Product Group colors and finishes.

Audrey High Cabinets Finish Selection	Melamine	High-Pressure Laminate	Model AB 2mm ABS Edgeband	Metal
Case Surface	● (std)	● (opt)		
Case Edge			● A442 Satin Silver or Matching (std)	
Door/Drawer Front Surface		●		
Door/Drawer Front Edge			● A442 Satin Silver or Matching (std)	
Door/Drawer Pulls				●

Shipping & Assembly

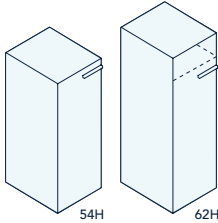
Audrey Cabinets ship **assembled and individually wrapped**, placed on skids with corner guards and shrink wrap. One cross brace (for base support) is shipped along with each cabinet. Drawer and door pulls are field installed. Cabinets are ready to mount onto base without the need for tools.

AUDREY HIGH CABINETS

Pricing

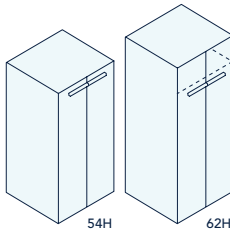
CLOSE IT HIGH

Close It High SDL Single Door Locker



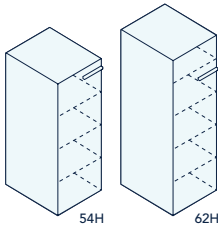
DESCRIPTION	O/A DIMENSIONS W/BASE	MODEL #	LIST PRICE	LAMINATE CASE	WITH LOCKS	W/ LOCK SHELLS
Close It High SDL Single Door Locker	18D x 18W x 54H	AUD CAB SDL 181854	\$1,639	+ \$250	+ \$70	+ \$35
	18D x 18W x 62H	AUD CAB SDL 181862	\$1,691	+ \$250	+ \$70	+ \$35
	24D x 18W x 54H	AUD CAB SDL 241854*	\$1,694	+ \$300	+ \$70	+ \$35
	24D x 18W x 62H	AUD CAB SDL 241862*	\$1,752	+ \$300	+ \$70	+ \$35

Close It High DDL Double Door Locker



DESCRIPTION	O/A DIMENSIONS W/BASE	MODEL #	LIST PRICE	LAMINATE CASE	WITH LOCKS	W/ LOCK SHELLS
Close It High DDL Double Door Locker	18D x 24W x 54H	AUD CAB DDL 182454	\$1,835	+ \$200	+ \$70	+ \$35
	18D x 24W x 62H	AUD CAB DDL 182462	\$1,888	+ \$250	+ \$70	+ \$35
	24D x 24W x 54H	AUD CAB DDL 242454*	\$1,912	+ \$250	+ \$70	+ \$35
	24D x 24W x 62H	AUD CAB DDL 242462*	\$1,971	+ \$300	+ \$70	+ \$35

Close it High HSS Single Door Storage



DESCRIPTION	O/A DIMENSIONS W/BASE	MODEL #	LIST PRICE	LAMINATE CASE	WITH LOCKS	W/ LOCK SHELLS
Close It High HSS Single Door Storage	18D x 18W x 54H	AUD CAB HSS 181854	\$1,814	+ \$250	+ \$70	+ \$35
	18D x 18W x 62H	AUD CAB HSS 181862	\$1,956	+ \$300	+ \$70	+ \$35
	24D x 18W x 54H	AUD CAB HSS 241854*	\$1,892	+ \$300	+ \$70	+ \$35
	24D x 18W x 62H	AUD CAB HSS 241862*	\$2,045	+ \$400	+ \$70	+ \$35

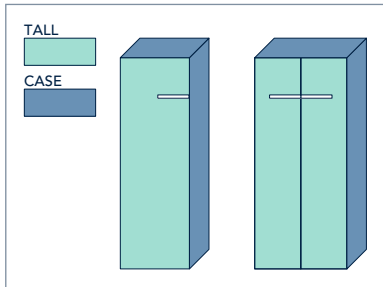
*illustration shown

1. Model Number

ex: AUD CAB HSS 181862

2. Finish Groups

Use finish groups to guide selections for melamine & laminate surfaces.



3. Finish Selection

Click Here to review current izzy+ colors and finishes.

Case Surface:

Melamine. std
Group 1 Laminate. see upcharge column
Other Laminate. quote required

Case Edge:

A442 Satin Silver or Matching. std
Other Edgeband/Color. quote required

Door Front Surface:

Group 1 Laminate. std
Other Laminate. quote required

Door Edge:

A442 Satin Silver or Matching. std
Other Edgeband/Color. quote required

Door Pulls:

NP No Pulls. opt, n/c
P300 Black (P10) Powdercoat. std
P348 Designer White Powdercoat. std
P411 Alloy (P11) Powdercoat. std
P431 Metallic Silver (P06) Powdercoat. std
P623 Dover White (P07) Powdercoat. std
Other Finish. quote required

4. Lock Option

Every opening gets a lock with 2 keys when selected. Placement is under pull, 2.5" from edge.

N no locks. std

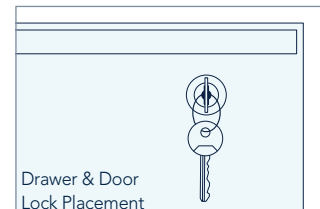
LK with locks. see upcharge column

LKA keyed alike-select code 100TA-125TA

LKD every opening is keyed differently

LKS with lock shells only see upcharge column

(lock plug & key sets ordered separately)

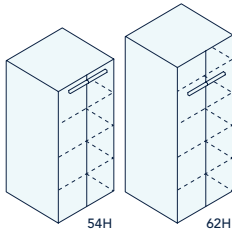


AUDREY HIGH CABINETS

Pricing

CLOSE IT HIGH

Close It High HDS Double Door Storage



DESCRIPTION	O/A DIMENSIONS W/BASE	MODEL #	LIST PRICE	LAMINATE CASE	WITH LOCK	W/ LOCK SHELL
Close It High HDS Double Door Storage	18D x 24W x 54H	AUD CAB HDS 182454	\$2,025	+ \$250	+ \$70	+ \$35
	18D x 24W x 62H	AUD CAB HDS 182462	\$2,174	+ \$300	+ \$70	+ \$35
	24D x 24W x 54H	AUD CAB HDS 242454*	\$2,126	+ \$350	+ \$70	+ \$35
	24D x 24W x 62H	AUD CAB HDS 242462*	\$2,288	+ \$400	+ \$70	+ \$35

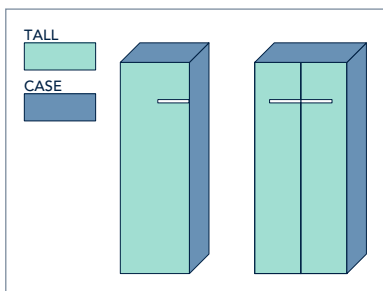
*illustration shown

1. Model Number

ex: AUD CAB HDS 182462

2. Finish Groups

Use finish groups to guide selections for melamine & laminate surfaces.



3. Finish Selection

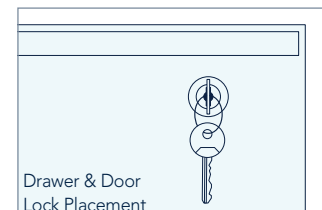
[Click Here](#) to review current izzy+ colors and finishes.

- Case Surface:
 - Melamine. std
 - Group 1 Laminate. see upcharge column
 - Other Laminate. quote required
- Case Edge:
 - A442 Satin Silver or Matching. std
 - Other Edgeband/Color. quote required
- Door Front:
 - Group 1 Laminate. std
 - Other Laminate. quote required
- Door Edge:
 - A442 Satin Silver or Matching. std
 - Other Edgeband/Color. quote required
- Door Pulls:
 - NP No Pulls. opt, n/c
 - P300 Black (P10) Powdercoat. std
 - P348 Designer White Powdercoat. std
 - P411 Alloy (P11) Powdercoat. std
 - P431 Metallic Silver (P06) Powdercoat. std
 - P623 Dover White (P07) Powdercoat. std
 - Other Finish. quote required

4. Lock Option

Every opening gets a lock with 2 keys when selected. Placement is under pull, 2.5" from edge.

- N no locks. std
- LK with locks. see upcharge column
 - LKA keyed alike-select code 100TA-125TA
 - LKD every opening is keyed differently
- LKS with lock shells only see upcharge column (lock plug & key sets ordered separately)



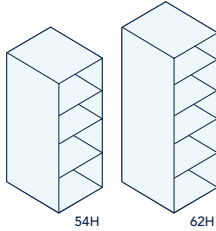
AUDREY HIGH CABINETS

Pricing

FRAME IT HIGH

Frame It High HOS

Open Shelves



DESCRIPTION	O/A DIMENSIONS W/BASE	MODEL #	LIST PRICE	LAMINATE CASE
Frame It High HOS Open Shelves	18D x 18W x 54H	AUD CAB HOS 181854	\$1,379	+ \$200
	18D x 18W x 62H	AUD CAB HOS 181862	\$1,499	+ \$250
	18D x 24W x 54H	AUD CAB HOS 182454	\$1,417	+ \$250
	18D x 24W x 62H	AUD CAB HOS 182462	\$1,545	+ \$300
	24D x 18W x 54H	AUD CAB HOS 241854*	\$1,457	+ \$300
	24D x 18W x 62H	AUD CAB HOS 241862*	\$1,588	+ \$350
	24D x 24W x 54H	AUD CAB HOS 242454	\$1,518	+ \$350
	24D x 24W x 62H	AUD CAB HOS 242462	\$1,659	+ \$400

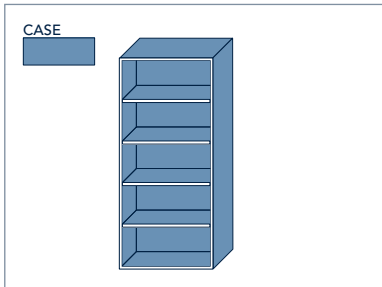
*illustration shown

1. Model Number

ex: AUD CAB HOS 182454

2. Finish Groups

Use finish groups to guide selections for melamine & laminate surfaces.



3. Finish Selection

[Click Here](#) to review current izzy+ colors and finishes.

Case & Shelves Surface:
 Melamine std
 Group 1 Laminate see upcharge column
 Other Laminate quote required

Case & Shelves Edge:
 A442 Satin Silver or Matching std
 Other Edgeband/Color quote required

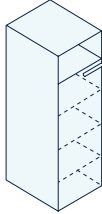
AUDREY HIGH CABINETS

Pricing

COMBINE IT HIGH

Combine It High OSS

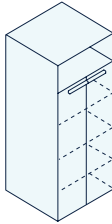
Open Top Shelf, Single Door Storage



DESCRIPTION	O/A DIMENSIONS W/BASE	MODEL #	LIST PRICE	LAMINATE CASE	WITH LOCK	W/ LOCK SHELL
Combine It High OSS Upper: Open Top Shelf Lower: Single Door Storage	18D x 18W x 62H	AUD CAB OSS 181862	\$1,997	+ \$300	+ \$70	+ \$35
	24D x 18W x 62H	AUD CAB OSS 241862*	\$2,086	+ \$350	+ \$70	+ \$35

Combine It High ODS

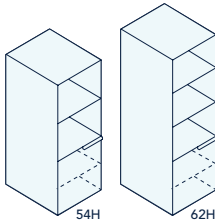
Open Top Shelf, Double Door Storage



DESCRIPTION	O/A DIMENSIONS W/BASE	MODEL #	LIST PRICE	LAMINATE CASE	WITH LOCK	W/ LOCK SHELL
Combine It High ODS Upper: Open Top Shelf Lower: Double Door Storage	18D x 24W x 62H	AUD CAB ODS 182462	\$2,262	+ \$300	+ \$70	+ \$35
	24D x 24W x 62H	AUD CAB ODS 242462*	\$2,361	+ \$400	+ \$70	+ \$35

Combine It High OSD

Open Shelves, Single Door Storage



DESCRIPTION	O/A DIMENSIONS W/BASE	MODEL #	LIST PRICE	LAMINATE CASE	WITH LOCK	W/ LOCK SHELL
Combine It High OSD Upper: Open Shelves Lower: Single Door Storage	18D x 18W x 54H	AUD CAB OSD 181854	\$1,722	+ \$250	+ \$70	+ \$35
	18D x 18W x 62H	AUD CAB OSD 181862	\$1,928	+ \$350	+ \$70	+ \$35
	24D x 18W x 54H	AUD CAB OSD 241854*	\$1,799	+ \$300	+ \$70	+ \$35
	24D x 18W x 62H	AUD CAB OSD 241862*	\$2,029	+ \$400	+ \$70	+ \$35

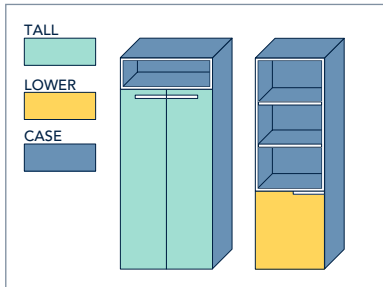
*illustration shown

1. Model Number

ex: AUD CAB OSD 181854

2. Finish Groups

Use finish groups to guide selections for melamine & laminate surfaces.



3. Finish Selection

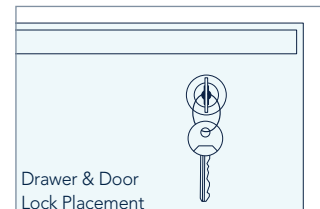
[Click Here](#) to review current izzy+ colors and finishes.

- Case Surface:
 - Melamine. std
 - Group 1 Laminate. see upcharge column
 - Other Laminate. quote required
- Case Edge:
 - A442 Satin Silver or Matching. std
 - Other Edgeband/Color. quote required
- Door Front Surface:
 - Group 1 Laminate. std
 - Other Laminate. quote required
- Door Edge:
 - A442 Satin Silver or Matching. std
 - Other Edgeband/Color. quote required
- Door Pulls:
 - NP No Pulls. opt, n/c
 - P300 Black (P10) Powdercoat. std
 - P348 Designer White Powdercoat. std
 - P411 Alloy (P11) Powdercoat. std
 - P431 Metallic Silver (P06) Powdercoat. std
 - P623 Dover White (P07) Powdercoat. std
 - Other Finish. quote required

4. Lock Option

Every opening gets a lock with 2 keys when selected. Placement is under pull, 2.5" from edge.

- N no locks. std
- LK with locks. see upcharge column
 - LKA keyed alike-select code 100TA-125TA
 - LKD every opening is keyed differently
- LKS with lock shells only see upcharge column (lock plug & key sets ordered separately)



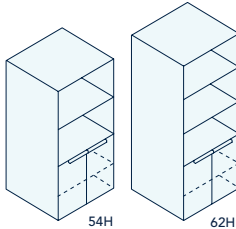
AUDREY HIGH CABINETS

Pricing

COMBINE IT HIGH

Combine It High ODD

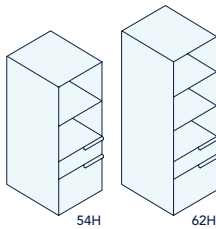
Open Shelves, Double Door Storage



DESCRIPTION	O/A DIMENSIONS W/BASE	MODEL #	LIST PRICE	LAMINATE CASE	WITH LOCK	W/ LOCK SHELL
Combine It High ODD Upper: Open Shelves Lower: Double Door Storage	18D x 24W x 54H	AUD CAB ODD 182454	\$1,869	+\$250	+\$70	+\$35
	18D x 24W x 62H	AUD CAB ODD 182462	\$2,065	+\$300	+\$70	+\$35
	24D x 24W x 54H	AUD CAB ODD 242454*	\$1,940	+\$250	+\$70	+\$35
	24D x 24W x 62H	AUD CAB ODD 242462*	\$2,170	+\$400	+\$70	+\$35

Combine It High OP2

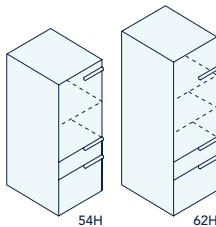
Open Shelves, Box/File



DESCRIPTION	O/A DIMENSIONS W/BASE	MODEL #	LIST PRICE	LAMINATE CASE	WITH LOCKS	W/ LOCK SHELLS
Combine It High OP2 Upper: Open Shelves Lower: Box/File	18D x 18W x 54H	AUD CAB OP2 181854	\$2,192	+\$250	+\$140	+\$70
	18D x 18W x 62H	AUD CAB OP2 181862	\$2,318	+\$250	+\$140	+\$70
	18D x 24W x 54H	AUD CAB OP2 182454	\$2,254	+\$250	+\$140	+\$70
	18D x 24W x 62H	AUD CAB OP2 182462	\$2,390	+\$300	+\$140	+\$70
	24D x 18W x 54H	AUD CAB OP2 241854	\$2,286	+\$300	+\$140	+\$70
	24D x 18W x 62H	AUD CAB OP2 241862*	\$2,425	+\$300	+\$140	+\$70
	24D x 24W x 54H	AUD CAB OP2 242454	\$2,371	+\$350	+\$140	+\$70
	24D x 24W x 62H	AUD CAB OP2 242462	\$2,522	+\$400	+\$140	+\$70

Combine It High SD2

Single Door Storage, Box/File



DESCRIPTION	O/A DIMENSIONS W/BASE	MODEL #	LIST PRICE	LAMINATE CASE	WITH LOCKS	W/ LOCK SHELLS
Combine It High SD2 Upper: Single Door Storage Lower: Box/File	18D x 18W x 54H	AUD CAB SD2 181854	\$2,545	+\$250	+\$210	+\$105
	18D x 18W x 62H	AUD CAB SD2 181862	\$2,687	+\$300	+\$210	+\$105
	24D x 18W x 54H	AUD CAB SD2 241854*	\$2,639	+\$300	+\$210	+\$105
	24D x 18W x 62H	AUD CAB SD2 241862*	\$2,794	+\$350	+\$210	+\$105

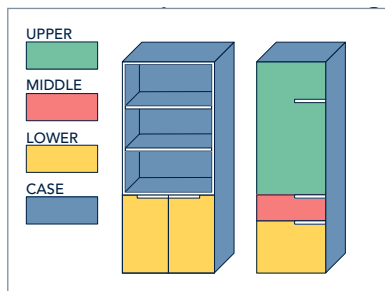
*Illustration shown

1. Model Number

ex: AUD CAB SD2 181854

2. Finish Groups

Use finish groups to guide selections for melamine & laminate surfaces.



3. Finish Selection

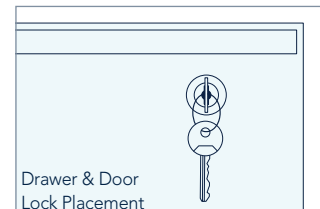
[Click Here](#) to review current izzy+ colors and finishes.

- Case Surface:
 - Melamine. std
 - Group 1 Laminate. see upcharge column
 - Other Laminate. quote required
- Case Edge:
 - A442 Satin Silver or Matching. std
 - Other Edgeband/Color. quote required
- Door/Drawer Front Surface:
 - Group 1 Laminate. std
 - Other Laminate. quote required
- Door/Drawer Edge:
 - A442 Satin Silver or Matching. std
 - Other Edgeband/Color. quote required
- Door/Drawer Pulls:
 - NP No Pulls. opt, n/c
 - P300 Black (P10) Powdercoat. std
 - P348 Designer White Powdercoat. std
 - P411 Alloy (P11) Powdercoat. std
 - P431 Metallic Silver (P06) Powdercoat. std
 - P623 Dover White (P07) Powdercoat. std
 - Other Finish. quote required

4. Lock Option

every opening gets a lock with 2 keys when selected. Placement is under pull, 2.5" from edge.

- N no locks. std
- LK with locks. see upcharge column
 - LKA keyed alike-select code 100TA-125TA
 - LKD every opening is keyed differently
- LKS with lock shells only. see upcharge column (lock plug & key sets ordered separately)

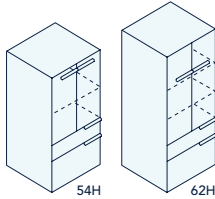


AUDREY HIGH CABINETS

Pricing

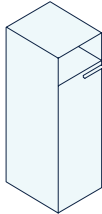
COMBINE IT HIGH

Combine It High DD2
Double Door Storage, Box/File



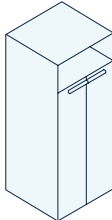
DESCRIPTION	O/A DIMENSIONS W/BASE	MODEL #	LIST PRICE	LAMINATE CASE	WITH LOCKS	W/ LOCK SHELLS
Combine It High DD2 Upper: Double Door Storage Lower: Box/File	18D x 24W x 54H	AUD CAB DD2 182454	\$2,855	+ \$250	+ \$210	+ \$105
	18D x 24W x 62H	AUD CAB DD2 182462	\$3,013	+ \$300	+ \$210	+ \$105
	24D x 24W x 54H	AUD CAB DD2 242454*	\$2,971	+ \$350	+ \$210	+ \$105
	24D x 24W x 62H	AUD CAB DD2 242462*	\$3,145	+ \$350	+ \$210	+ \$105

Combine It High OSL
Open Top Shelf, Single Door Locker



DESCRIPTION	O/A DIMENSIONS W/BASE	MODEL #	LIST PRICE	LAMINATE CASE	WITH LOCKS	W/ LOCK SHELLS
Combine It High OSL Upper: Open Top Shelf Lower: Single Door Locker	18D x 18W x 62H	AUD CAB OSL 181862	\$1,668	+ \$250	+ \$70	+ \$35
	24D x 18W x 62H	AUD CAB OSL 241862*	\$1,730	+ \$300	+ \$70	+ \$35

Combine It High ODL
Open Top Shelf, Double Door Locker



DESCRIPTION	O/A DIMENSIONS W/BASE	MODEL #	LIST PRICE	LAMINATE CASE	WITH LOCKS	W/ LOCK SHELLS
Combine It High ODL Upper: Open Top Shelf Lower: Double Door Locker	18D x 24W x 62H	AUD CAB ODL 182462	\$1,913	+ \$250	+ \$70	+ \$35
	24D x 24W x 62H	AUD CAB ODL 242462*	\$1,996	+ \$300	+ \$70	+ \$35

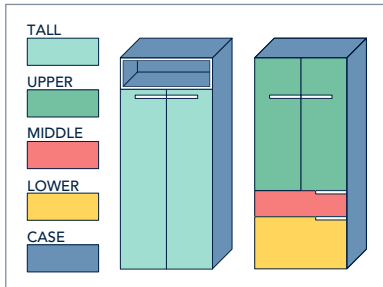
*illustration shown

1. Model Number

ex: AUD CAB ODL 182462

2. Finish Groups

Use finish groups to guide selections for melamine & laminate surfaces.



3. Finish Selection

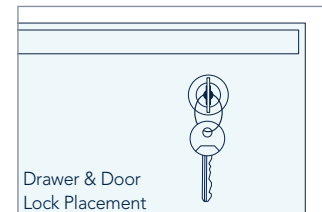
[Click Here](#) to review current izzy+ colors and finishes.

- Case Surface:
 - Melamine. std
 - Group 1 Laminate. see upcharge column
 - Other Laminate. quote required
- Case Edge:
 - A442 Satin Silver or Matching. std
 - Other Edgeband/Color. quote required
- Door/Drawer Front Surface:
 - Group 1 Laminate. std
 - Other Laminate. quote required
- Door/Drawer Edge:
 - A442 Satin Silver or Matching. std
 - Other Edgeband/Color. quote required
- Door/Drawer Pulls:
 - NP No Pulls. opt, n/c
 - P300 Black (P10) Powdercoat. std
 - P348 Designer White Powdercoat. std
 - P411 Alloy (P11) Powdercoat. std
 - P431 Metallic Silver (P06) Powdercoat. std
 - P623 Dover White (P07) Powdercoat. std
 - Other Finish. quote required

4. Lock Option

Every opening gets a lock with 2 keys when selected. Placement is under pull, 2.5" from edge.

- N no locks. std
- LK with locks. see upcharge column
 - LKA keyed alike-select code 100TA-125TA
 - LKD every opening is keyed differently
- LKS with lock shells only see upcharge column (lock plug & key sets ordered separately)



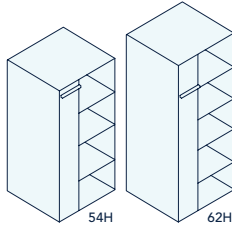
AUDREY HIGH CABINETS

Pricing

COMBINE IT HIGH

Combine It High LOP

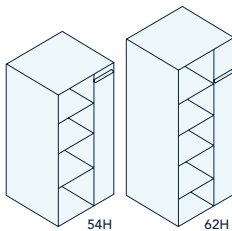
9" Locker, Open Shelves



DESCRIPTION	O/A DIMENSIONS W/BASE	MODEL #	LIST PRICE	LAMINATE CASE	WITH LOCKS	W/ LOCK SHELLS
Combine It High LOP Left: 9" Locker Lower: Open Shelves	18D x 24W x 54H	AUD CAB LOP 182454	\$2,263	+ \$300	+ \$70	+ \$35
	18D x 24W x 62H	AUD CAB LOP 182462	\$2,414	+ \$400	+ \$70	+ \$35
	24D x 24W x 54H	AUD CAB LOP 242454*	\$2,367	+ \$400	+ \$70	+ \$35
	24D x 24W x 62H	AUD CAB LOP 242462*	\$2,535	+ \$450	+ \$70	+ \$35

Combine It High OPL

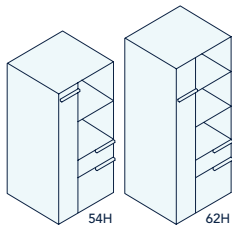
Open Shelves, 9" Locker



DESCRIPTION	O/A DIMENSIONS W/BASE	MODEL #	LIST PRICE	LAMINATE CASE	WITH LOCKS	W/ LOCK SHELLS
Combine It High OPL Left: Open Shelves Right: 9" Locker	18D x 24W x 54H	AUD CAB OPL 182454	\$2,152	+ \$300	+ \$70	+ \$35
	18D x 24W x 62H	AUD CAB OPL 182462	\$2,304	+ \$400	+ \$70	+ \$35
	24D x 24W x 54H	AUD CAB OPL 242454*	\$2,272	+ \$400	+ \$70	+ \$35
	24D x 24W x 62H	AUD CAB OPL 242462*	\$2,440	+ \$450	+ \$70	+ \$35

Combine It High LO2

9" Locker, Open Shelves, Box/L-Box



DESCRIPTION	O/A DIMENSIONS W/BASE	MODEL #	LIST PRICE	LAMINATE CASE	WITH LOCKS	W/ LOCK SHELLS
Combine It High LO2 Left: 9" Locker Right: Open Shelves, Box/L-Box	18D x 24W x 54H	AUD CAB LO2 182454	\$2,861	+ \$300	+ \$210	+ \$105
	18D x 24W x 62H	AUD CAB LO2 182462	\$3,014	+ \$350	+ \$210	+ \$105
	24D x 24W x 54H	AUD CAB LO2 242454*	\$2,967	+ \$350	+ \$210	+ \$105
	24D x 24W x 62H	AUD CAB LO2 242462*	\$3,154	+ \$400	+ \$210	+ \$105

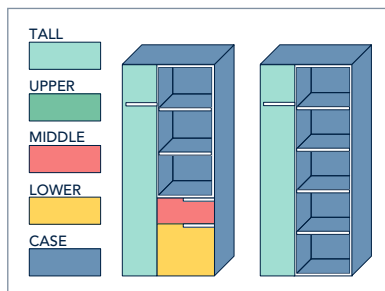
*Illustration shown

1. Model Number

ex: AUD CAB OPL 182454

2. Finish Groups

Use finish groups to guide selections for melamine & laminate surfaces.



3. Finish Selection

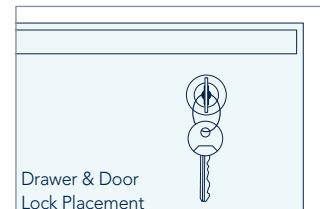
[Click Here](#) to review current izzy+ colors and finishes.

- Case Surface:
 - Melamine. std
 - Group 1 Laminate. see upcharge column
 - Other Laminate. quote required
- Case Edge:
 - A442 Satin Silver or Matching. std
 - Other Edgeband/Color. quote required
- Door/Drawer Front Surface:
 - Group 1 Laminate. std
 - Other Laminate. quote required
- Door/Drawer Edge:
 - A442 Satin Silver or Matching. std
 - Other Edgeband/Color. quote required
- Door/Drawer Pulls:
 - NP No Pulls. opt, n/c
 - P300 Black (P10) Powdercoat. std
 - P348 Designer White Powdercoat. std
 - P411 Alloy (P11) Powdercoat. std
 - P431 Metallic Silver (P06) Powdercoat. std
 - P623 Dover White (P07) Powdercoat. std
 - Other Finish. quote required

4. Lock Option

Every opening gets a lock with 2 keys when selected. Placement is under pull, 2.5" from edge.

- N no locks std
- LK with locks. see upcharge column
 - LKA keyed alike-select code 100TA-125TA
 - LKD every opening is keyed differently
- LKS with lock shells only see upcharge column (lock plug & key sets ordered separately)



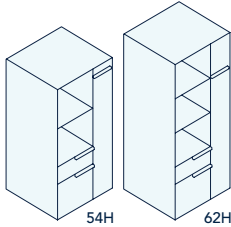
AUDREY HIGH CABINETS

Pricing

COMBINE IT HIGH

Combine It High O2L

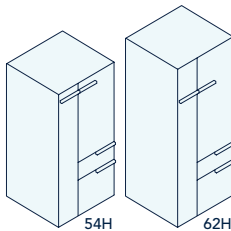
Open Shelves, Box/L-Box, 9" Locker



DESCRIPTION	O/A DIMENSIONS W/BASE	MODEL #	LIST PRICE	LAMINATE CASE	WITH LOCKS	W/ LOCK SHELLS
Combine It High O2L Left: Open Shelves, Box/L-Box Right: 9" Locker	18D x 24W x 54H	AUD CAB O2L 182454	\$2,845	+ \$300	+ \$210	+ \$105
	18D x 24W x 62H	AUD CAB O2L 182462	\$2,998	+ \$350	+ \$210	+ \$105
	24D x 24W x 54H	AUD CAB O2L 242454*	\$2,970	+ \$350	+ \$210	+ \$105
	24D x 24W x 62H	AUD CAB O2L 242462*	\$3,138	+ \$400	+ \$210	+ \$105

Combine It High LS2

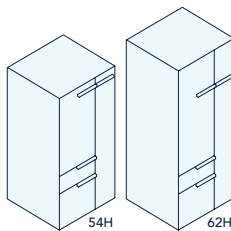
9" Locker, Single Door Storage, Box/L-Box



DESCRIPTION	O/A DIMENSIONS* W/BASE	MODEL #	LIST PRICE	LAMINATE CASE	WITH LOCKS	W/ LOCK SHELLS
Combine It High LS2 Left: 9" Locker Right: Single Door Storage, Box/L-Box	18D x 24W x 54H	AUD CAB LS2 182454	\$3,082	+ \$300	+ \$280	+ \$140
	18D x 24W x 62H	AUD CAB LS2 182462	\$3,238	+ \$350	+ \$280	+ \$140
	24D x 24W x 54H	AUD CAB LS2 242454*	\$3,193	+ \$350	+ \$280	+ \$140
	24D x 24W x 62H	AUD CAB LS2 242462*	\$3,363	+ \$400	+ \$280	+ \$140

Combine It High S2L

Single Door Storage, Box/L-Box, 9" Locker



DESCRIPTION	O/A DIMENSIONS* W/BASE	MODEL #	LIST PRICE	LAMINATE CASE	WITH LOCKS	W/ LOCK SHELLS
Combine It High S2L Left: Single Door Storage, Box/L-Box Right: 9" Locker	18D x 24W x 54H	AUD CAB S2L 182454	\$3,067	+ \$300	+ \$280	+ \$140
	18D x 24W x 62H	AUD CAB S2L 182462	\$3,223	+ \$350	+ \$280	+ \$140
	24D x 24W x 54H	AUD CAB S2L 242454*	\$3,193	+ \$350	+ \$280	+ \$140
	24D x 24W x 62H	AUD CAB S2L 242462*	\$3,363	+ \$400	+ \$280	+ \$140

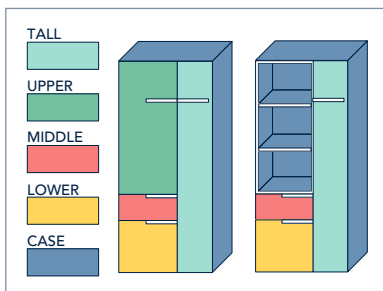
*Illustration shown

1. Model Number

ex: AUD CAB S2L 182454

2. Finish Groups

Use finish groups to guide selections for melamine & laminate surfaces.



3. Finish Selection

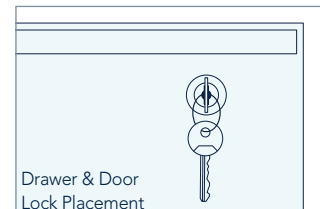
[Click Here](#) to review current izzy+ colors and finishes.

- Case Surface:
 - Melamine. std
 - Group 1 Laminate. see upcharge column
 - Other Laminate. quote required
- Case Edge:
 - A442 Satin Silver or Matching. std
 - Other Edgeband/Color. quote required
- Door/Drawer Front Surface:
 - Group 1 Laminate. std
 - Other Laminate. quote required
- Door/Drawer Edge:
 - A442 Satin Silver or Matching. std
 - Other Edgeband/Color. quote required
- Door/Drawer Pulls:
 - NP No Pulls. opt, n/c
 - P300 Black (P10) Powdercoat. std
 - P348 Designer White Powdercoat. std
 - P411 Alloy (P11) Powdercoat. std
 - P431 Metallic Silver (P06) Powdercoat. std
 - P623 Dover White (P07) Powdercoat. std
 - Other Finish. quote required

4. Lock Option

Every opening gets a lock with 2 keys when selected. Placement is under pull, 2.5" from edge.

- N no locks std
- LK with locks. see upcharge column
 - LKA keyed alike-select code 100TA-125TA
 - LKD every opening is keyed differently
- LKS with lock shells only see upcharge column (lock plug & key sets ordered separately)



AUDREY STORAGE: LOW CABINETS



AUDREY LOW CABINETS

Statement of Line

STORE IT LOW, CLOSE IT LOW, FRAME IT LOW, COMBINE IT LOW

Close It Low w/ Storage



Style SDS
Single Door Storage
 18D x 18W x 29H
 24D x 18W x 35.5H



Style DDS
Double Door Storage
 18D x 24W x 29H 24D x 24W x 29H
 18D x 24W x 35.5H 24D x 24W x 35.5H
 18D x 30W x 29H 24D x 30W x 29H
 18D x 30W x 35.5H 24D x 30W x 35.5H
 18D x 36W x 29H 24D x 36W x 29H
 18D x 36W x 35.5H 24D x 36W x 35.5H

Close It Low Cabinets with single or double door storage are available in two styles, in single or double-door configurations, in 18" and 24" depths, 18", 24" and 30" widths, desk height (29") and counter height (35.5"). Height dimensions include required base and top. One adjustable shelf is included. Integrated cable management is included. Locks are optional.


Store It Low w/ Drawers



Style 1DF
Box/File
 18D x 18W x 29H
 18D x 24W x 29H
 24D x 18W x 29H
 24D x 24W x 29H



Style 2DF
Box/Box/File
 18D x 18W x 35.5H
 18D x 24W x 35.5H
 24D x 18W x 35.5H
 24D x 24W x 35.5H



Style 3DR
Box/Box/Box
 18D x 18W x 29H
 18D x 24W x 29H
 18D x 30W x 29H
 24D x 18W x 29H
 24D x 24W x 29H
 24D x 30W x 29H



Style 4DR
Box/Box/Box/Box
 18D x 18W x 35.5H
 18D x 24W x 35.5H
 18D x 30W x 35.5H
 24D x 18W x 35.5H
 24D x 24W x 35.5H
 24D x 30W x 35.5H

Store It Low Cabinets with drawers are available in 4 styles, in box or box/file configurations, in 18" and 24" depths, 18", 24" and 30" widths, desk height (29") and counter height (35.5"). Height dimensions include required base and top. Hanging file hardware is provided to accommodate letter size in 18" depth, and letter or legal size in 24" depth file drawers. Integrated cable management is included. Locks are optional.

Frame It Low w/ Open Shelves



Style OPS
Open Shelves
 18D x 30W x 29H
 24D x 36W x 29H

Frame It Low Cabinets with open shelves are available in 18" and 24" depths, 30" and 36" widths, 29" desk height (with required base and top). One adjustable shelf is included. Integrated cable management is included.

Combine It Low w/ Drawers & Storage



Style 1SD
Box, Single Door Storage
 18D x 18W x 35.5H
 24D x 18W x 35.5H



Style 1DD
Box, Double Door Storage
 18D x 24W x 35.5H
 18D x 30W x 35.5H
 24D x 24W x 35.5H
 24D x 30W x 35.5H

Combine It Low Cabinets with drawers and single or double door storage are available in two styles that consist of a box over single or double-door storage, in 18" and 24" depths, 18", 24" & 30" widths, and 35.5" counter height (with required base and top). One adjustable shelf is included. Integrated cable management is included. Locks are optional.

AUDREY LOW CABINETS

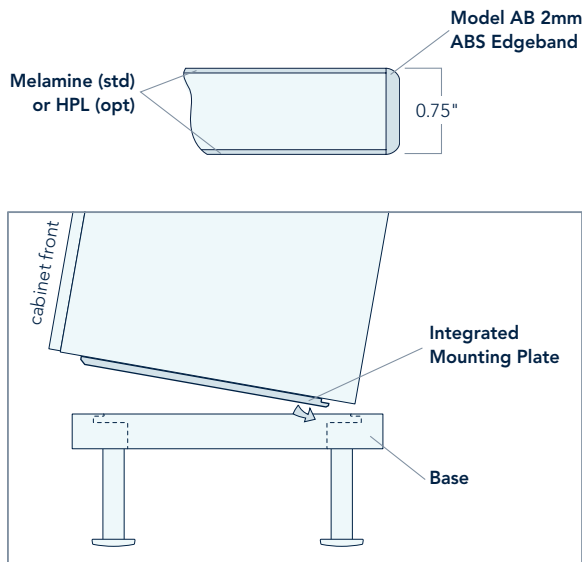
Specifications

STANDARDS, CABINET CONSTRUCTION, TOP PLACEMENT, LOCK OPTION

Standards

Meets or exceeds applicable ANSI/BIFMA durability and safety standards and is SCS Indoor Advantage Gold certified.

Cabinet Construction



Audrey Cabinet cases are constructed with a 0.75" thermally-fused melamine case and edged with model AB 2mm ABS edgeband. Cases are optionally available with HPL (high-pressure laminate).

Cabinet backs are finished to allow for space delineation use in an open plan.

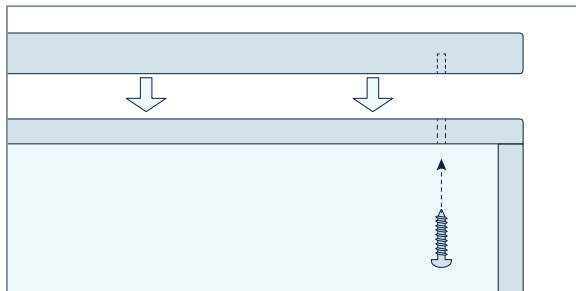
Door and Drawer Fronts consist of 0.75" particle board with high-pressure laminate and model AB 2mm ABS edgeband.

Grain direction is vertical for both cases and fronts, and vertically-adjacent fronts are **grain-matched**.

Integrated Mounting Plate engages with the required base frame to provide alignment and stability without the need for tools. **Cabinets are not able to be rotated 90°.**

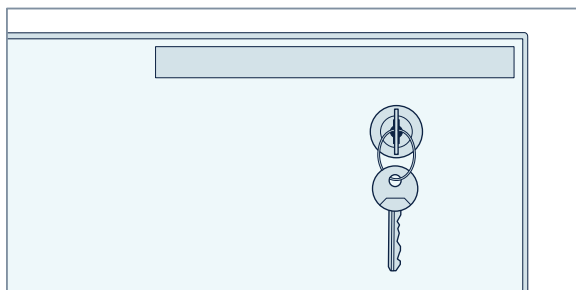
Audrey Cabinets are **components** of Audrey Assemblies and are not meant to be stand-alone units. **Audrey Bases and Cabinet Tops are required** to complete your assemblies.

Top Placement



Audrey Low Cabinets and required Cabinet Tops are **pre-drilled** to allow for proper placement and secure attachment. Fastening hardware is included.

Lock Option



Door and Drawer Locks are optionally available with all Audrey Cabinets. Every opening gets a lock with 2 keys when option is selected. Placement is under pull, 2.5" from edge.

Locks are either keyed alike (choose key code 100TA-125TA) or differently.

If more control over key codes and placement is required, cabinets are available with **lock shells only**, with lock plugs and keys ordered separately.

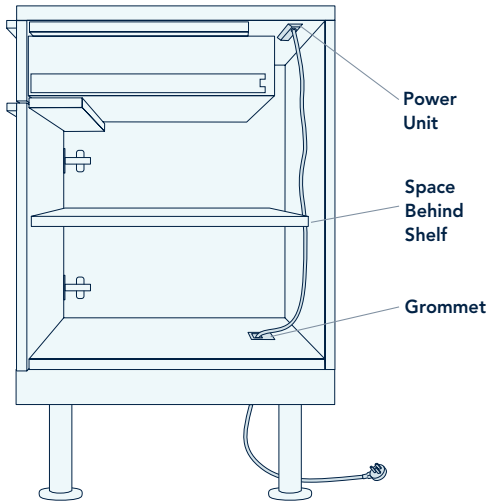
Master keys and lock plug change tools are also available to order separately.

AUDREY LOW CABINETS

Specifications

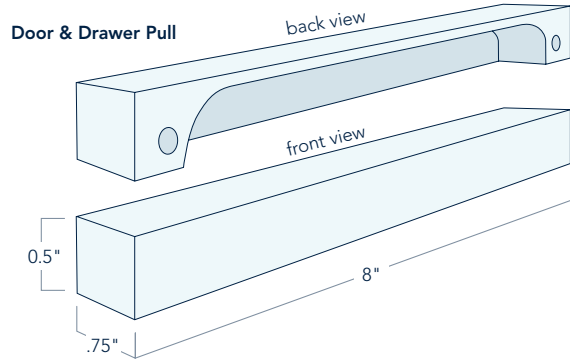
INTEGRATED CABLE MANAGEMENT, DOOR & DRAWER FEATURES

Integrated Cable Management



Integrated Cable Management is included with all Audrey Low Cabinets via space behind the drawers and adjustable shelves and a grommet placed in the cabinet bottom to accommodate cable pass-through for Cabinet Top power or grommet option. Wire Management Clips are available as an accessory.

Door & Drawer Features

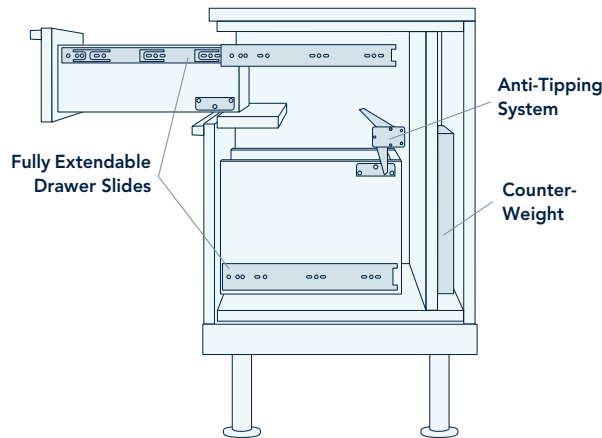


Audrey Cabinet Doors feature **soft close hinges** and rubber bumpers for sound reduction.

Audrey Cabinet Drawers feature **fully extendable slides** for easy access and include rubber bumpers for sound reduction.

Door and Drawer Pulls are sleek powder-coated aluminum, and feature a hidden finger-pull for easy opening. (Cabinets can optionally be ordered without pulls, for field installation of customer-supplied pulls.)

Anti-Tip safety features are standard with all Audrey Low Cabinets that have multiple drawers, consisting of an **anti-tipping interlock system**, which prevents two drawers from being opened simultaneously, and a **counterweight** hidden behind a false wall that further stabilizes the cabinet.

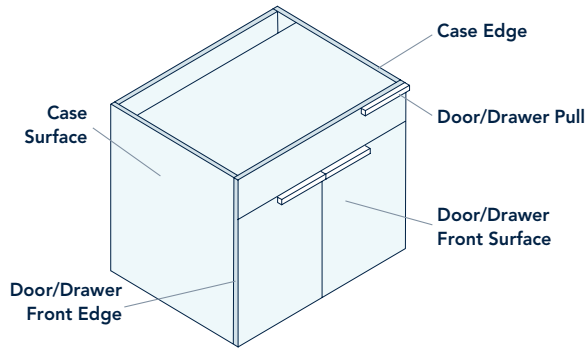


AUDREY LOW CABINETS

Specifications

FINISH SELECTION, SHIPPING & ASSEMBLY

Finish Selection



Finish Selection: There are up to five Audrey Low Cabinet elements that require finish selections: **case surface** and **case edge** (case color carries through to the interior and shelves), **door/drawer front surface**, **door/drawer front edge**, and **door/drawer pulls**.

[Click Here](#) to review all current izzy+ Product Group colors and finishes.

Audrey Low Cabinets Finish Selection	Melamine	High-Pressure Laminate	Model AB 2mm ABS Edgeband	Metal
Case Surface	● (std)	● (opt)		
Case Edge			● A442 Satin Silver or Matching (std)	
Door/Drawer Front Surface		●		
Door/Drawer Front Edge			● A442 Satin Silver or Matching (std)	
Door/Drawer Pulls				●

Shipping & Assembly

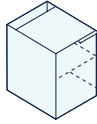
Audrey Cabinets ship **assembled and individually wrapped**, placed on skids with corner guards and shrink wrap. One cross brace (for base support) is shipped along with each cabinet. Drawer and door pulls are field installed. Cabinets are ready to mount onto base without the need for tools.

AUDREY LOW CABINETS

Pricing

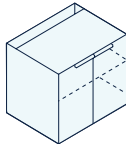
CLOSE IT LOW

Close It Low SDS Single Door Storage



DESCRIPTION	O/A DIMENSIONS W/ BASE & TOP	MODEL #	LIST PRICE	LAMINATE CASE	WITH LOCK	W/ LOCK SHELL
Close It Low SDS Single Door Storage	18D x 18W x 29H	AUD CAB SDS 181828	\$1,297	+ \$150	+ \$70	+ \$35
	18D x 18W x 35.5H	AUD CAB SDS 181834	\$1,335	+ \$150	+ \$70	+ \$35
	24D x 18W x 29H	AUD CAB SDS 241828	\$1,343	+ \$150	+ \$70	+ \$35
	24D x 18W x 35.5H	AUD CAB SDS 241834*	\$1,385	+ \$200	+ \$70	+ \$35

Close It Low DDS Double Door Storage



DESCRIPTION	O/A DIMENSIONS W/ BASE & TOP	MODEL #	LIST PRICE	LAMINATE CASE	WITH LOCK	W/ LOCK SHELL
Close It Low DDS Double Door Storage	18D x 24W x 29H	AUD CAB DDS 182428	\$1,489	+ \$150	+ \$70	+ \$35
	18D x 24W x 35.5H	AUD CAB DDS 182434	\$1,528	+ \$150	+ \$70	+ \$35
	18D x 30W x 29H	AUD CAB DDS 183028	\$1,530	+ \$150	+ \$70	+ \$35
	18D x 30W x 35.5H	AUD CAB DDS 183034	\$1,574	+ \$200	+ \$70	+ \$35
	18D x 36W x 29H	AUD CAB DDS 183628	\$1,586	+ \$200	+ \$70	+ \$35
	18D x 36W x 35.5H	AUD CAB DDS 183634	\$1,634	+ \$200	+ \$70	+ \$35
	24D x 24W x 29H	AUD CAB DDS 242428	\$1,555	+ \$150	+ \$70	+ \$35
	24D x 24W x 35.5H	AUD CAB DDS 242434	\$1,597	+ \$200	+ \$70	+ \$35
	24D x 30W x 29H	AUD CAB DDS 243028	\$1,600	+ \$200	+ \$70	+ \$35
	24D x 30W x 35.5H	AUD CAB DDS 243034*	\$1,647	+ \$200	+ \$70	+ \$35
	24D x 36W x 29H	AUD CAB DDS 243628	\$1,648	+ \$200	+ \$70	+ \$35
	24D x 36W x 35.5H	AUD CAB DDS 243634	\$1,701	+ \$250	+ \$70	+ \$35

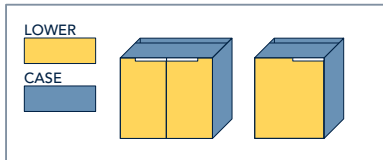
*illustration shown

1. Model Number

ex: AUD CAB OSS 181862

2. Finish Groups

Use finish groups to guide selections for melamine & laminate surfaces.



3. Finish Selection

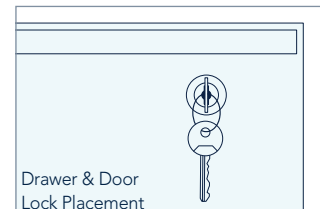
[Click Here](#) to review current izzy+ colors and finishes.

- Case Surface:
 - Melamine. std
 - Group 1 Laminate. see upcharge column
 - Other Laminate. quote required
- Case Edge:
 - A442 Satin Silver or Matching. std
 - Other Edgeband/Color. quote required
- Door/Drawer Front Surface:
 - Group 1 Laminate. std
 - Other Laminate. quote required
- Door Edge:
 - A442 Satin Silver or Matching. std
 - Other Edgeband/Color. quote required
- Door Pulls:
 - NP No Pulls. opt, n/c
 - P300 Black (P10) Powdercoat. std
 - P348 Designer White Powdercoat. std
 - P411 Alloy (P11) Powdercoat. std
 - P431 Metallic Silver (P06) Powdercoat. std
 - P623 Dover White (P07) Powdercoat. std
 - Other Finish. quote required

4. Lock Option

Every opening gets a lock with 2 keys when selected. Placement is under pull, 2.5" from edge.

- N no locks. std
- LK with locks. see upcharge column
 - LKA keyed alike-select code 100TA-125TA
 - LKD every opening is keyed differently
- LKS with lock shells only see upcharge column (lock plug & key sets ordered separately)



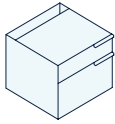
AUDREY LOW CABINETS

Pricing

STORE IT LOW

Store It Low 1DF

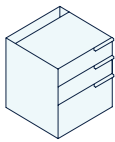
Box/File



DESCRIPTION	O/A DIMENSIONS W/ BASE & TOP	MODEL #	LIST PRICE	LAMINATE CASE	WITH LOCKS	W/ LOCK SHELLS
Store It Low 1DF Box/File	18D x 18W x 29H	AUD CAB 1DF 181828	\$1,894	+ \$100	+ \$140	+ \$70
	18D x 24W x 29H	AUD CAB 1DF 182428	\$1,933	+ \$150	+ \$140	+ \$70
	24D x 18W x 29H	AUD CAB 1DF 241828	\$1,958	+ \$150	+ \$140	+ \$70
	24D x 24W x 29H	AUD CAB 1DF 242428*	\$2,016	+ \$150	+ \$140	+ \$70

Store It Low 2DF

Box/Box/File



DESCRIPTION	O/A DIMENSIONS W/ BASE & TOP	MODEL #	LIST PRICE	LAMINATE CASE	WITH LOCKS	W/ LOCK SHELLS
Store It Low 2DF Box/Box/File	18D x 18W x 35.5H	AUD CAB 2DF 181834	\$2,314	+ \$150	+ \$210	+ \$105
	18D x 24W x 35.5H	AUD CAB 2DF 182434	\$2,364	+ \$150	+ \$210	+ \$105
	24D x 18W x 35.5H	AUD CAB 2DF 241834	\$2,388	+ \$150	+ \$210	+ \$105
	24D x 24W x 35.5H	AUD CAB 2DF 242434*	\$2,456	+ \$200	+ \$210	+ \$105

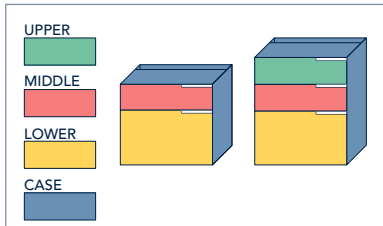
*illustration shown

1. Model Number

ex: AUD CAB 2DF 181834

2. Finish Groups

Use finish groups to guide selections for melamine & laminate surfaces.



3. Finish Selection

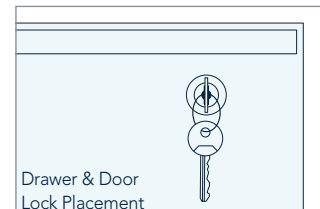
[Click Here](#) to review current izzy+ colors and finishes.

- Case Surface:
 - Melamine. std
 - Group 1 Laminate. see upcharge column
 - Other Laminate. quote required
- Case Edge:
 - A442 Satin Silver or Matching. std
 - Other Edgeband/Color. quote required
- Door/Drawer Front Surface:
 - Group 1 Laminate. std
 - Other Laminate. quote required
- Drawer Edge:
 - A442 Satin Silver or Matching. std
 - Other Edgeband/Color. quote required
- Drawer Pulls:
 - NP No Pulls. opt, n/c
 - P300 Black (P10) Powdercoat. std
 - P348 Designer White Powdercoat. std
 - P411 Alloy (P11) Powdercoat. std
 - P431 Metallic Silver (P06) Powdercoat. std
 - P623 Dover White (P07) Powdercoat. std
 - Other Finish. quote required

4. Lock Option

Every opening gets a lock with 2 keys when selected. Placement is under pull, 2.5" from edge.

- N no locks. std
- LK with locks. see upcharge column
 - LKA keyed alike-select code 100TA-125TA
 - LKD every opening is keyed differently
- LKS with lock shells only see upcharge column (lock plug & key sets ordered separately)



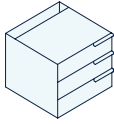
AUDREY LOW CABINETS

Pricing

STORE IT LOW

Store It Low 3DR

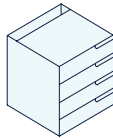
Box/Box/Box



DESCRIPTION	O/A DIMENSIONS W/ BASE & TOP	MODEL #	LIST PRICE	LAMINATE CASE	WITH LOCKS	W/ LOCK SHELLS
Store It Low 3DR Box/Box/Box	18D x 18W x 29H	AUD CAB 3DR 181828	\$2,223	+ \$150	+ \$210	+ \$105
	18D x 24W x 29H	AUD CAB 3DR 182428	\$2,266	+ \$150	+ \$210	+ \$105
	18D x 30W x 29H	AUD CAB 3DR 183028	\$2,324	+ \$200	+ \$210	+ \$105
	24D x 18W x 29H	AUD CAB 3DR 241828	\$2,290	+ \$150	+ \$210	+ \$105
	24D x 24W x 29H	AUD CAB 3DR 242428*	\$2,353	+ \$200	+ \$210	+ \$105
	24D x 30W x 29H	AUD CAB 3DR 243028	\$2,416	+ \$200	+ \$210	+ \$105

Store It Low 4DR

Box/Box/Box/Box



DESCRIPTION	O/A DIMENSIONS W/ BASE & TOP	MODEL #	LIST PRICE	LAMINATE CASE	WITH LOCKS	W/ LOCK SHELLS
Store It Low 4DR Box/Box/Box/Box	18D x 18W x 35.5H	AUD CAB 4DR 181834	\$2,602	+ \$150	+ \$280	+ \$140
	18D x 24W x 35.5H	AUD CAB 4DR 182434	\$2,654	+ \$200	+ \$280	+ \$140
	18D x 30W x 35.5H	AUD CAB 4DR 183034	\$2,722	+ \$200	+ \$280	+ \$140
	24D x 18W x 35.5H	AUD CAB 4DR 241834	\$2,678	+ \$200	+ \$280	+ \$140
	24D x 24W x 35.5H	AUD CAB 4DR 242434*	\$2,751	+ \$200	+ \$280	+ \$140
	24D x 30W x 35.5H	AUD CAB 4DR 243034	\$2,823	+ \$250	+ \$280	+ \$140

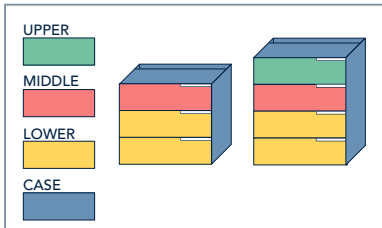
*Illustration shown

1. Model Number

ex: AUD CAB OSS 181862

2. Finish Groups

Use finish groups to guide selections for melamine & laminate surfaces.



3. Finish Selection

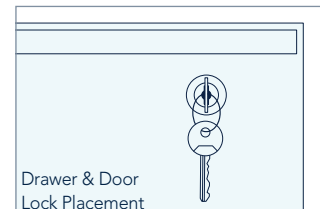
[Click Here](#) to review current izzy+ colors and finishes.

- Case Surface:
 - Melamine. std
 - Group 1 Laminate. see upcharge column
 - Other Laminate. quote required
- Case Edge:
 - A442 Satin Silver or Matching. std
 - Other Edgeband/Color. quote required
- Door/Drawer Front Surface:
 - Group 1 Laminate. std
 - Other Laminate. quote required
- Drawer Edge:
 - A442 Satin Silver or Matching. std
 - Other Edgeband/Color. quote required
- Drawer Pulls:
 - NP No Pulls. opt, n/c
 - P300 Black (P10) Powdercoat. std
 - P348 Designer White Powdercoat. std
 - P411 Alloy (P11) Powdercoat. std
 - P431 Metallic Silver (P06) Powdercoat. std
 - P623 Dover White (P07) Powdercoat. std
 - Other Finish. quote required

4. Lock Option

Every opening gets a lock with 2 keys when selected. Placement is under pull, 2.5" from edge.

- N no locks std
- LK with locks. see upcharge column
 - LKA keyed alike-select code 100TA-125TA
 - LKD every opening is keyed differently
- LKS with lock shells only see upcharge column (lock plug & key sets ordered separately)



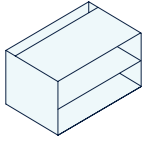
AUDREY LOW CABINETS

Pricing

FRAME IT LOW

Frame It Low OPS

Open Shelves



DESCRIPTION	O/A DIMENSIONS W/ BASE & TOP	MODEL #	LIST PRICE	LAMINATE CASE
Frame It Low OPS Open Shelves	18D x 30W x 29H	AUD CAB OPS 183028	\$1,000	+ \$150
	18D x 36W x 29H	AUD CAB OPS 183628	\$1,036	+ \$150
	24D x 30W x 29H	AUD CAB OPS 243028	\$1,059	+ \$150
	24D x 36W x 29H	AUD CAB OPS 243628*	\$1,085	+ \$200

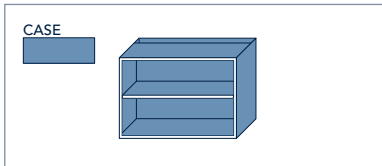
*illustration shown

1. Model Number

ex: AUD CAB OPS 243028

2. Finish Groups

Use finish groups to guide selections for melamine & laminate surfaces.



3. Finish Selection

[Click Here](#) to review current izzy+ colors and finishes.

Case Surface:

Melamine. std
Group 1 Laminate. see upcharge column
Other Laminate. quote required

Case Edge:

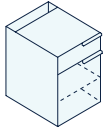
A442 Satin Silver or Matching. std
Other Edgeband/Color. quote required

AUDREY LOW CABINETS

Pricing

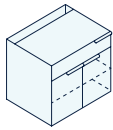
COMBINE IT LOW

Combine It Low 1SD Box, Single Door Storage



DESCRIPTION	O/A DIMENSIONS W/ BASE & TOP	MODEL #	LIST PRICE	LAMINATE CASE	WITH LOCKS	W/ LOCK SHELLS
Combine it Low 1SD Upper: Box Lower: Single Door Storage	18D x 18W x 35.5H	AUD CAB 1SD 181834	\$1,700	+\$150	+\$140	+\$70
	24D x 18W x 35.5H	AUD CAB 1SD 241834*	\$1,762	+\$150	+\$140	+\$70

Combine It Low 1DD Box, Double Door Storage



DESCRIPTION	O/A DIMENSIONS W/ BASE & TOP	MODEL #	LIST PRICE	LAMINATE CASE	WITH LOCKS	W/ LOCK SHELLS
Combine it 1DD Upper: Box Lower: Double Door Storage	18D x 24W x 35.5H	AUD CAB 1DD 182434	\$1,923	+\$150	+\$140	+\$70
	18D x 30W x 35.5H	AUD CAB 1DD 183034	\$1,978	+\$200	+\$140	+\$70
	24D x 24W x 35.5H	AUD CAB 1DD 242434	\$2,005	+\$200	+\$140	+\$70
	24D x 30W x 35.5H	AUD CAB 1DD 243034*	\$2,065	+\$200	+\$140	+\$70

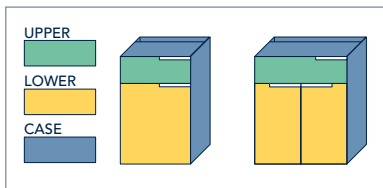
*illustration shown

1. Model Number

ex: AUD CAB 1DD 183034

2. Finish Groups

Use finish groups to guide selections for melamine & laminate surfaces.



3. Finish Selection

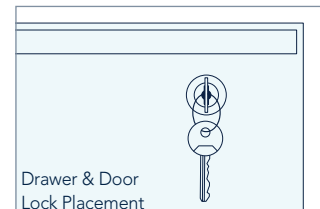
[Click Here](#) to review current izzy+ colors and finishes.

- Case Surface:
 - Melamine. std
 - Group 1 Laminate. see upcharge column
 - Other Laminate. quote required
- Case Edge:
 - A442 Satin Silver or Matching. std
 - Other Edgeband/Color quote required
- Door/Drawer Front Surface:
 - Group 1 Laminate. std
 - Other Laminate. quote required
- Door/Drawer Edge:
 - A442 Satin Silver or Matching. std
 - Other Edgeband/Color quote required
- Door/Drawer Pulls:
 - NP No Pulls. opt, n/c
 - P300 Black (P10) Powdercoat. std
 - P348 Designer White Powdercoat. std
 - P411 Alloy (P11) Powdercoat std
 - P431 Metallic Silver (P06) Powdercoat std
 - P623 Dover White (P07) Powdercoat. std
 - Other Finish. quote required

4. Lock Option

Every opening gets a lock with 2 keys when selected. Placement is under pull, 2.5" from edge.

- N no locks std
- LK with locks. see upcharge column
 - LKA keyed alike-select code 100TA-125TA
 - LKD every opening is keyed differently
- LKS with lock shells only see upcharge column (lock plug & key sets ordered separately)



AUDREY STORAGE: CABINET TOPS



AUDREY CABINET TOPS

Specifications

STANDARDS, STATEMENT OF LINE, TOP CONSTRUCTION, EDGE MATERIAL

Standards

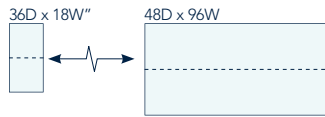
Meets or exceeds applicable ANSI/BIFMA durability and safety standards and is SCS Indoor Advantage Gold certified.

Statement of Line

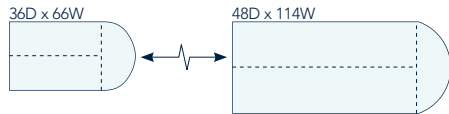
Single Depth Rectangular



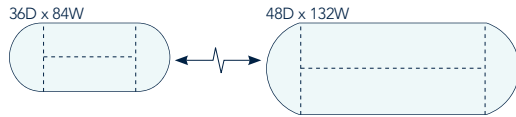
Back-To-Back Depth Rectangular



Back-To-Back Depth Peninsula



Back-To-Back Depth Racetrack



Audrey Cabinet Tops are required components to span over single or adjacent Low Cabinets in an assembly. Overall heights finish at 29" and 35.5".

Optional **Power and Grommets** are available with single depth Cabinet Tops.

Audrey Cabinet Tops are available in single or back-to-back depths, in rectangular, peninsula and racetrack shapes.

Single depth Cabinet Tops are for use with one assembly, in 18" and 24" depths and widths ranging from 18" to 96".

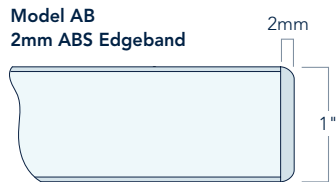
Back-to-back depth Cabinet Tops are used with two assemblies placed back-to-back, in 36" and 48" depths, and widths ranging from 18" to 132".

Peninsula and racetrack shaped Cabinet Tops provide 18" of overhang for accompanying seating and collaboration.

Top Construction

Audrey Cabinet Tops are 1" overall thickness, constructed with high-pressure laminate, particle board core, edged and backed with moisture-resistant coverings to form a completely sealed outside surface.

Edge Material



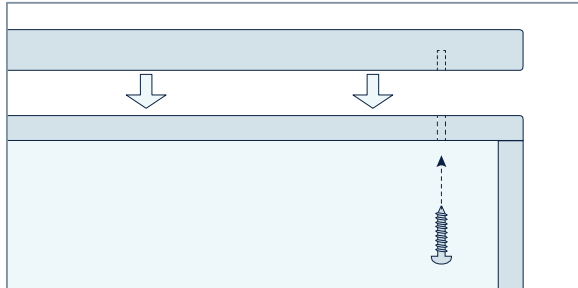
ABS Edgeband: Model AB 2mm thick ABS edgeband is standard with all Audrey Cabinet Tops

AUDREY CABINET TOPS

Specifications

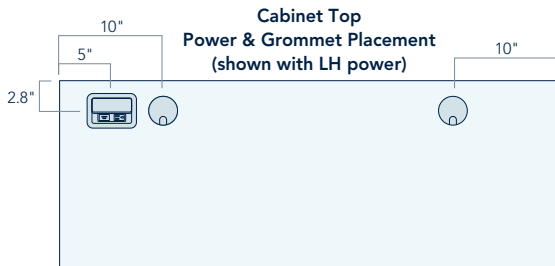
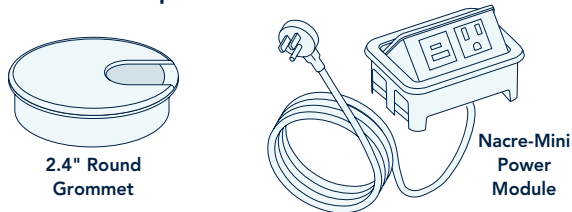
TOP PLACEMENT, POWER & GROMMET OPTIONS, FINISH SELECTION, SHIPPING & ASSEMBLY

Top Placement



Cabinet Tops and Low Cabinets are **pre-drilled** to allow for proper placement and secure attachment to Low Cabinets. Fastening hardware is included with the cabinet(s).

Power & Grommet Options

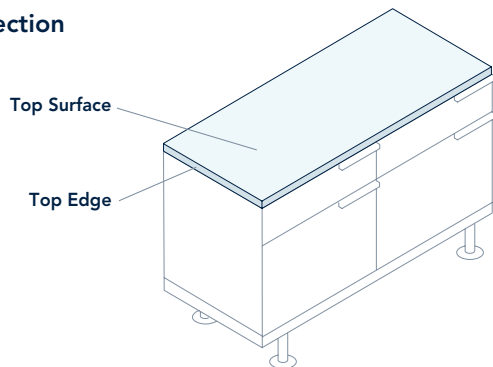


Audrey Single-Depth Cabinet Tops are optionally equipped with **Nacre-Mini pop-up power modules** configured with 1 simplex 1 USB A+C and a 120" cord with side plug. Power faceplates are finished in 499F Silver w/ Folkstone trim. One power unit per top, **left or right placement**. Power option is available with single depth Cabinet Tops only, in widths 48" - 96".

2.4" round **Grommets** are also optionally available with 48" width or larger single-depth Cabinet Tops, finished in 499 Silver. Two grommets per top, left and right placement.

All Low Cabinets are equipped with **integrated cable management**.

Finish Selection



Finish Selection: There are two Audrey Cabinet Top elements that require finish selections: **top surface**, and **top edge**.

[Click Here](#) to review all current izzy+ Product Group colors and finishes.

Audrey Cabinet Top Finish Selection	High-Pressure Laminate	Model AB 2mm ABS Edgeband
Top Surface	●	
Top Edge		● A442 Satin Silver or Matching (std)

Shipping & Assembly

Audrey Cabinet Tops are **bulk-packed on pallets** with shrink wrap and corner guards. Fastening hardware is included with the Cabinet(s).

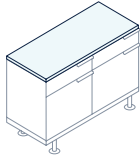
AUDREY CABINET TOPS

Pricing

RECTANGLE SINGLE DEPTH

Rectangle Cabinet Top

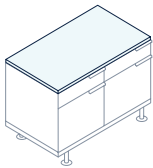
18" Single Depth



TOP DESCRIPTION	TOP DIMENSIONS	MODEL #	LIST PRICE
18" Depth Rectangle Top For use with 18" depth Low Cabinets	18D x 18W x 1H	AUD TOP R1S 1818	\$192
	18D x 24W x 1H	AUD TOP R1S 1824	\$203
	18D x 30W x 1H	AUD TOP R1S 1830	\$219
	18D x 36W x 1H	AUD TOP R1S 1836*	\$238
	18D x 42W x 1H	AUD TOP R1S 1842	\$255
	18D x 48W x 1H	AUD TOP R1S 1848	\$257
	18D x 54W x 1H	AUD TOP R1S 1854	\$314
	18D x 60W x 1H	AUD TOP R1S 1860	\$316
	18D x 66W x 1H	AUD TOP R1S 1866	\$372
	18D x 72W x 1H	AUD TOP R1S 1872	\$374
	18D x 78W x 1H	AUD TOP R1S 1878	\$448
	18D x 84W x 1H	AUD TOP R1S 1884	\$545
	18D x 96W x 1H	AUD TOP R1S 1896	\$549

Rectangle Cabinet Top

24" Single Depth



TOP DESCRIPTION	TOP DIMENSIONS	MODEL #	LIST PRICE
24" Depth Rectangle Top For use with 24" depth Low Cabinets	24D x 18W x 1H	AUD TOP R2S 2418	\$201
	24D x 24W x 1H	AUD TOP R2S 2424	\$213
	24D x 30W x 1H	AUD TOP R2S 2430	\$232
	24D x 36W x 1H	AUD TOP R2S 2436*	\$253
	24D x 42W x 1H	AUD TOP R2S 2442	\$274
	24D x 48W x 1H	AUD TOP R2S 2448	\$276
	24D x 54W x 1H	AUD TOP R2S 2454	\$338
	24D x 60W x 1H	AUD TOP R2S 2460	\$340
	24D x 66W x 1H	AUD TOP R2S 2466	\$400
	24D x 72W x 1H	AUD TOP R2S 2472	\$402
	24D x 78W x 1H	AUD TOP R2S 2478	\$485
	24D x 84W x 1H	AUD TOP R2S 2484	\$582
	24D x 96W x 1H	AUD TOP R2S 2496	\$586

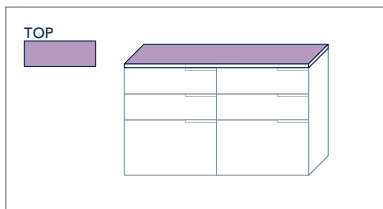
*illustration shown

1. Model Number

ex: AUD TOP R2S 2472

2. Finish Groups

Use finish groups to guide selections for melamine & laminate surfaces.



3. Finish Selection

[Click Here](#) to review current izzy+ colors and finishes.

Top Surface:

Group 1 Laminate std
Other Laminate quote required

Top Edge:

A442 Satin Silver or Matching std
Other Edgeband/Color quote required

4. Power Option

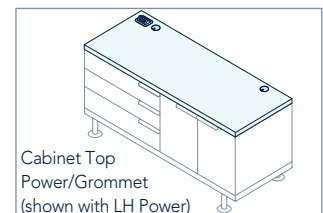
Nacre-Mini pop-up power unit w/ 1 power, 1 USB A+C, 120" cord, side plug, in 499F Silver w/Folkstone trim. Left or right placement, available with cabinet tops 48" or larger.

PUL Nacre-Mini Power Unit, Left + \$556
PUR Nacre-Mini Power Unit, Right + \$556

5. Grommet Option

Two 2.4" round grommets with cover in 499 silver, L & R placement, available with single-depth cabinet tops 48" or larger.

GMT 2 Grommets, L & R Placement . . . + \$74



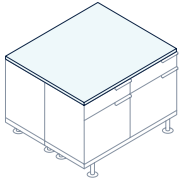
Cabinet Top Power/Grommet (shown with LH Power)

AUDREY CABINET TOPS

Pricing

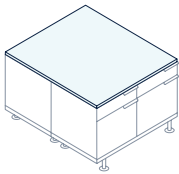
RECTANGLE BACK-TO-BACK DEPTH

Rectangle Cabinet Top 36" Back-To-Back Depth



TOP DESCRIPTION	TOP DIMENSIONS	MODEL #	LIST PRICE
36" Depth Rectangle Top For use with 18" depth Low Cabinet Assemblies placed back-to-back	36D x 18W x 1H	AUD TOP R3B 3618	\$256
	36D x 24W x 1H	AUD TOP R3B 3624	\$279
	36D x 30W x 1H	AUD TOP R3B 3630	\$314
	36D x 36W x 1H	AUD TOP R3B 3636*	\$355
	36D x 42W x 1H	AUD TOP R3B 3642	\$439
	36D x 48W x 1H	AUD TOP R3B 3648	\$441
	36D x 54W x 1H	AUD TOP R3B 3654	\$576
	36D x 60W x 1H	AUD TOP R3B 3660	\$578
	36D x 66W x 1H	AUD TOP R3B 3666	\$633
	36D x 72W x 1H	AUD TOP R3B 3672	\$634
	36D x 78W x 1H	AUD TOP R3B 3678	\$812
	36D x 84W x 1H	AUD TOP R3B 3684	\$909
	36D x 96W x 1H	AUD TOP R3B 3696	\$912

Rectangle Cabinet Top 48" Back-To-Back Depth



TOP DESCRIPTION	TOP DIMENSIONS	MODEL #	LIST PRICE
48" Depth Rectangle Top For use with 24" depth Low Cabinet Assemblies placed back-to-back	48D x 18W x 1H	AUD TOP R4B 4818	\$518
	48D x 24W x 1H	AUD TOP R4B 4824	\$541
	48D x 30W x 1H	AUD TOP R4B 4830	\$576
	48D x 36W x 1H	AUD TOP R4B 4836*	\$617
	48D x 42W x 1H	AUD TOP R4B 4842	\$672
	48D x 48W x 1H	AUD TOP R4B 4848	\$673
	48D x 54W x 1H	AUD TOP R4B 4854	\$767
	48D x 60W x 1H	AUD TOP R4B 4860	\$769
	48D x 66W x 1H	AUD TOP R4B 4866	\$824
	48D x 72W x 1H	AUD TOP R4B 4872	\$825
	48D x 78W x 1H	AUD TOP R4B 4878	\$932
	48D x 84W x 1H	AUD TOP R4B 4884	\$1,029
	48D x 96W x 1H	AUD TOP R4B 4896	\$1,033

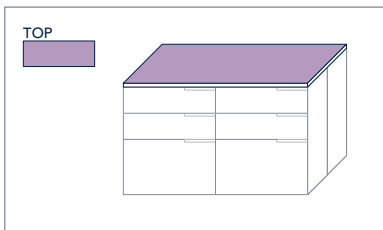
*illustration shown

1. Model Number

ex: AUD TOP R3B 3654

2. Finish Groups

Use finish groups to guide selections for melamine & laminate surfaces.



3. Finish Selection

[Click Here](#) to review current izzy+ colors and finishes.

Top Surface:

Group 1 Laminate std
 Other Laminate quote required

Top Edge:

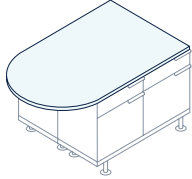
A442 Satin Silver or Matching std
 Other Edgeband/Color quote required

AUDREY CABINET TOPS

Pricing

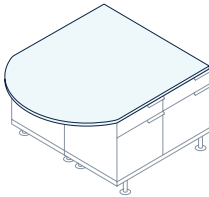
PENINSULA BACK-TO-BACK DEPTH

Peninsula Cabinet Top 36" Back-To-Back Depth



TOP DESCRIPTION	TOP DIMENSIONS	CABINET ASSY O/A DIMENSIONS	MODEL #	LIST PRICE
36" Depth Peninsula Top For use with 18" depth Low Cabinet Assemblies placed back-to-back Overhang: 18"	36D x 66W x 1H	36D x 48W	AUD TOP D3B 3666*	\$690
	36D x 78W x 1H	36D x 60W	AUD TOP D3B 3678	\$869
	36D x 84W x 1H	36D x 66W	AUD TOP D3B 3684	\$966
	36D x 90W x 1H	36D x 78W	AUD TOP D3B 3690	\$968
	36D x 102W x 1H	36D x 84W	AUD TOP D3B 36102	\$1,213
	36D x 114W x 1H	36D x 96W	AUD TOP D3B 36114	\$1,217

Peninsula Cabinet Top 48" Back-To-Back Depth



TOP DESCRIPTION	TOP DIMENSIONS	CABINET ASSY O/A DIMENSIONS	MODEL #	LIST PRICE
48" Depth Peninsula Top For use with 24" depth Low Cabinet Assemblies placed back-to-back Overhang: 18"	48D x 66W x 1H	48D x 48W	AUD TOP D4B 4866*	\$881
	48D x 78W x 1H	48D x 60W	AUD TOP D4B 4878	\$990
	48D x 84W x 1H	48D x 66W	AUD TOP D4B 4884	\$1,087
	48D x 90W x 1H	48D x 78W	AUD TOP D4B 4890	\$1,088
	48D x 102W x 1H	48D x 84W	AUD TOP D4B 48102	\$1,217
	48D x 114W x 1H	48D x 96W	AUD TOP D4B 48114	\$1,221

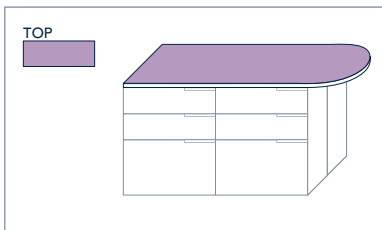
*illustration shown

1. Model Number

ex: AUD TOP D4B 4878

2. Finish Groups

Use finish groups to guide selections for melamine & laminate surfaces.



3. Finish Selection

[Click Here](#) to review current izzy+ colors and finishes.

Top Surface:

Group 1 Laminate std
Other Laminate quote required

Top Edge:

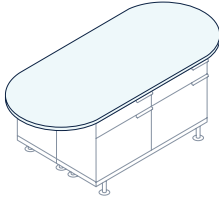
A442 Satin Silver or Matching std
Other Edgeband/Color quote required

AUDREY CABINET TOPS

Pricing

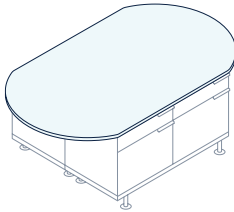
RACETRACK BACK-TO-BACK DEPTH

Racetrack Cabinet Top 36" Back-To-Back Depth



TOP DESCRIPTION	TOP DIMENSIONS	CABINET ASSY O/A DIMENSIONS	MODEL #	LIST PRICE
36" Depth Racetrack Top For use with 18" depth Low Cabinet Assemblies placed back-to-back Overhang: 18" on both sides	36D x 84W x 1H	36D x 48W	AUD TOP K3B 3684*	\$966
	36D x 96W x 1H	36D x 60W	AUD TOP K3B 3696	\$969
	36D x 102W x 1H	36D x 66W	AUD TOP K3B 36102	\$1,213
	36D x 108W x 1H	36D x 78W	AUD TOP K3B 36108	\$1,215
	36D x 120W x 1H	36D x 84W	AUD TOP K3B 36120	\$1,219
	36D x 132W x 1H	36D x 96W	AUD TOP K3B 36132	\$1,347

Racetrack Cabinet Top 48" Back-To-Back Depth



TOP DESCRIPTION	TOP DIMENSIONS	CABINET ASSY O/A DIMENSIONS	MODEL #	LIST PRICE
48" Depth Racetrack Top For use with 24" depth Low Cabinet Assemblies placed back-to-back Overhang: 18" on both sides	48D x 84W x 1H	36D x 48W	AUD TOP K4B 4884*	\$1,087
	48D x 96W x 1H	36D x 60W	AUD TOP K4B 4896	\$1,090
	48D x 102W x 1H	36D x 66W	AUD TOP K4B 48102	\$1,217
	48D x 108W x 1H	36D x 78W	AUD TOP K4B 48108	\$1,219
	48D x 120W x 1H	36D x 84W	AUD TOP K4B 48120	\$1,222
	48D x 132W x 1H	36D x 96W	AUD TOP K4B 48132	\$1,351

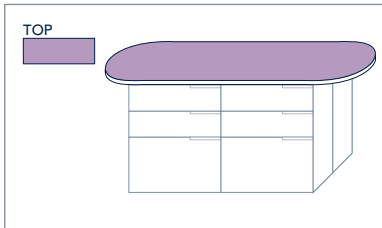
*Illustration shown

1. Model Number

ex: AUD TOP K4B 48102

2. Finish Groups

Use finish groups to guide selections for melamine & laminate surfaces.



3. Finish Selection

[Click Here](#) to review current izzy+ colors and finishes.

Top Surface::

Group 1 Laminate. std
Other Laminate. quote required

Top Edge::

A442 Satin Silver or Matching. std
Other Edgeband/Color. quote required

AUDREY STORAGE: CREDENZA ASSEMBLIES



AUDREY CREDENZA ASSEMBLIES

Specifications

STANDARDS, STATEMENT OF LINE, SHIPPING & ASSEMBLY

Standards

Meets or exceeds applicable ANSI/BIFMA durability and safety standards and is SCS Indoor Advantage Gold certified.

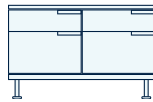
Statement of Line

Assembly Style:
Cabinet Styles: DDS/DDS

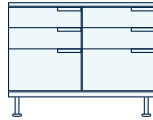
18D x 48W x 29H 18D x 60W x 35.5H
 24D x 48W x 29H 24D x 60W x 35.5H
 18D x 60W x 29H 18D x 72W x 29H
 24D x 60W x 29H 24D x 72W x 29H


Assembly Style: C2B
Cabinet Styles: 1DF/1DF

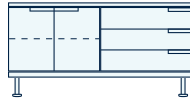
18D x 48W x 29H
 24D x 48W x 29H


Assembly Style: C2C
Cabinet Styles: 2DF/2DF

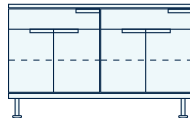
18D x 48W x 29H
 24D x 48W x 29H


Assembly Style: C2D
Cabinet Styles: DDS/3DR

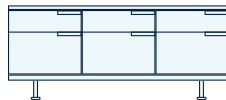
18D x 60W x 29H
 24D x 60W x 29H


Assembly Style: C2E
Cabinet Styles: 1DD/1DD

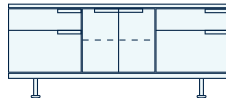
18D x 48W x 29H
 24D x 48W x 29H
 18D x 60W x 35.5H
 24D x 60W x 35.5H


Assembly Style: C3B
Cabinet Styles: 1DF/1DF/1DF

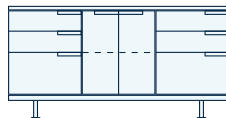
18D x 72W x 29H
 24D x 72W x 29H


Assembly Style: C3C
Cabinet Styles: 1DF/DDS/1DF

18D x 60W x 29H
 24D x 60W x 29H
 18D x 72W x 29H
 24D x 72W x 29H
 18D x 84W x 29H
 24D x 84W x 29H


Assembly Style: C3D
Cabinet Styles: 2DF/DDS/2DF

18D x 60W x 35.5H
 24D x 60W x 35.5H
 18D x 72W x 35.5H
 24D x 72W x 35.5H
 18D x 84W x 35.5H
 24D x 84W x 35.5H



Audrey Credenza Assemblies are comprised of 29" and 35.5" Low Cabinets in 8 assembly styles for a total of **32 unique configurations** that promote easy specifying and thought-starting ideas. All Audrey Assemblies are re-configurable to align with your changing needs.

Please see the specification pages for each component for more information.

Shipping & Assembly

Audrey Credenza Assemblies ship together, but cabinets, tops and bases are packaged separately for easier handling.

AUDREY CREDENZA ASSEMBLIES

How to Order

MODEL NUMBER, FINISH GROUPS, FINISH SELECTION, OPTIONS

1. Model Number

(see pricing pages for model number)

2. Finish Groups & Finish Selection

Use finish groups (see below) to guide selections for melamine & laminate surfaces.

[Click Here](#) to review current izzy+ colors and finishes.

3. Cabinet Finish Selection

Case Surface:

Melamine..... std
Group 1 Laminate..... see upcharge column
Other Laminate..... quote required

Case Edge:

A442 Satin Silver or Matching..... std
Other Edgeband/Color..... quote required

Door/Drawer Front Surfaces:

Group 1 Laminate..... std
Other Laminate..... quote required

Door/Drawer Front Edges:

A442 Satin Silver or Matching..... std
Other Edgeband/Color..... quote required

Door/Drawer Pulls:

NP No Pulls..... opt, n/c
P300 Black (P10) Powdercoat..... std
P348 Designer White Powdercoat..... std
P411 Alloy (P11) Powdercoat..... std
P431 Metallic Silver (P06) Powdercoat..... std
P623 Dover White (P07) Powdercoat..... std
Other Finish..... quote required

4. Cabinet Top Finish Selection

Top Surface:

Group 1 Laminate..... std
Other Laminate..... quote required

Top Edge:

A442 Satin Silver or Matching..... std
Other Edgeband/Color..... quote required

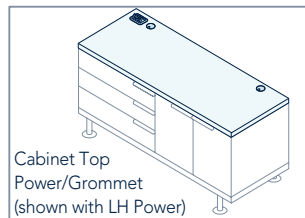
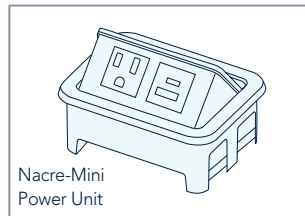
5. Base Finish

P300 Black (P10) Powdercoat..... std
P348 Designer White Powdercoat..... std
P411 Alloy (P11) Powdercoat..... std
P431 Metallic Silver (P06) Powdercoat..... std
P444 Clear Anodized Aluminum..... std
P623 Dover White (P07) Powdercoat..... std
Other Finish..... quote required

6. Cabinet Top Power Option

Nacre-Mini pop-up power unit w/ 1 power, 1 USB A+C, 120" cord, side plug, in 499F Silver w/Folkstone trim. Left or right placement, available with cabinet tops 48" or larger.

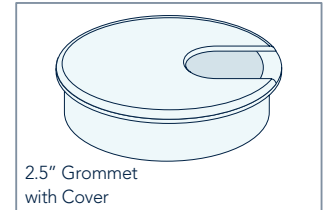
PUL Nacre-Mini Power Unit, Left..... + \$556
PUR Nacre-Mini Power Unit, Right..... + \$556



7. Cabinet Top Grommet Option

Two 2.4" round grommets with cover in 499 silver, L & R placement, available with single-depth cabinet tops 48" or larger.

GMT 2 Grommets, L & R Placement..... + 74



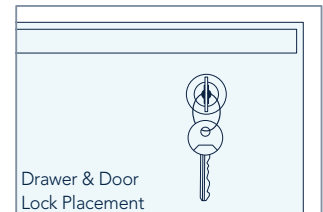
8. Lock Option

Each cabinet opening gets a lock with 2 keys when locks are selected. Placement is under pull, 2.5" from edge.

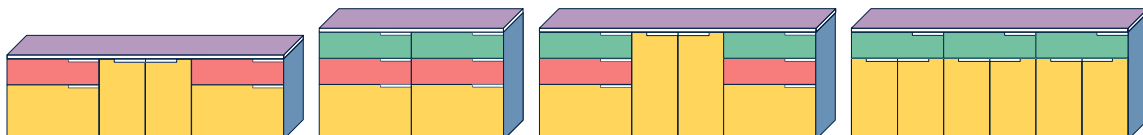
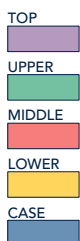
N no locks..... std

LK with locks..... see upcharge column
LKA keyed alike-select code 100TA-125TA
LKD every opening is keyed differently

LKS with lock shells only..... see upcharge column (lock plug & key sets ordered separately)



Finish Groups: Credenza Assemblies

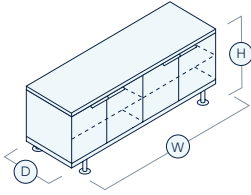


AUDREY CREDENZA ASSEMBLIES

Pricing

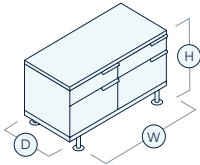
C2A, C2B, C2C, C2D

C2A: 2-Cabinet Credenza Assembly



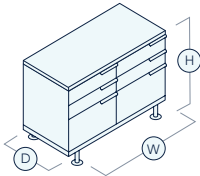
CABINET DESCRIPTIONS	TOP & BASE	O/A DIMENSIONS WITH TOP & BASE	ASSEMBLY MODEL #	LIST PRICE	LAMINATE CASE	W/ LOCKS & KEYS	W/ LOCK SHELLS
Cab 1: Close It Low DDS, 24W Double Door Storage	48"	18D x 48W x 29H	AUD ASY C2A 184829	\$3,725	+\$250	+\$140	+\$70
Cab 2: Close It Low DDS, 24W Double Door Storage		24D x 48W x 29H	AUD ASY C2A 244829	\$3,844	+\$300	+\$140	+\$70
Cab 1: Close It Low DDS, 30W Double Door Storage Cab 2: Close It Low DDS, 30W Double Door Storage	60"	18D x 60W x 29H	AUD ASY C2A 186029	\$3,980	+\$300	+\$140	+\$70
		24D x 60W x 29H	AUD ASY C2A 246029*	\$4,023	+\$350	+\$140	+\$70
		18D x 60W x 35.5H	AUD ASY C2A 186035	\$4,107	+\$350	+\$140	+\$70
Cab 1: Close It Low DDS, 36W Double Door Storage Cab 2: Close It Low DDS, 36W Double Door Storage	72"	18D x 72W x 29H	AUD ASY C2A 187229	\$4,118	+\$350	+\$140	+\$70
		24D x 72W x 29H	AUD ASY C2A 247229	\$4,242	+\$400	+\$140	+\$70

C2B: 2-Cabinet Credenza Assembly



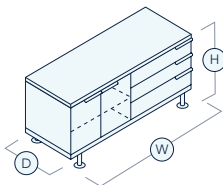
CABINET DESCRIPTIONS	TOP & BASE	O/A DIMENSIONS WITH TOP & BASE	ASSEMBLY MODEL #	LIST PRICE	LAMINATE CASE	W/ LOCKS & KEYS	W/ LOCK SHELLS
Cab 1: Store It Low 1DF, 24W Box/File Cab 2: Store It Low 1DF, 24W Box/File	48"	18D x 48W x 29H	AUD ASY C2B 184829	\$4,289	+\$250	+\$280	+\$140
		24D x 48W x 29H	AUD ASY C2B 244829*	\$4,426	+\$300	+\$280	+\$140

C2C: 2-Cabinet Credenza Assembly



CABINET DESCRIPTIONS	TOP & BASE	O/A DIMENSIONS WITH TOP & BASE	ASSEMBLY MODEL #	LIST PRICE	LAMINATE CASE	W/ LOCKS & KEYS	W/ LOCK SHELLS
Cab 1: Store It Low 2DF, 24W Box/Box/File Cab 2: Store It Low 2DF, 24W Box/Box/File	48"	18D x 48W x 35.5H	AUD ASY C2C 184835	\$4,967	+\$300	+\$180	+\$90
		24D x 48W x 35.5H	AUD ASY C2C 244835*	\$5,112	+\$400	+\$180	+\$90

C2D: 2-Cabinet Credenza Assembly



CABINET DESCRIPTIONS	TOP & BASE	O/A DIMENSIONS WITH TOP & BASE	ASSEMBLY MODEL #	LIST PRICE	LAMINATE CASE	W/ LOCKS & KEYS	W/ LOCK SHELLS
Cab 1: Close It Low DDS, 30W Double Door Storage	60"	18D x 60W x 29H	AUD ASY C2D 186029	\$5,390	+\$300	+\$280	+\$140
Cab 2: Store It Low 3DR, 30W Box/Box/Box		24D x 60W x 29H	AUD ASY C2D 246029*	\$5,601	+\$400	+\$280	+\$140

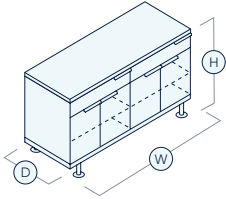
*illustration shown

AUDREY CREDENZA ASSEMBLIES

Pricing

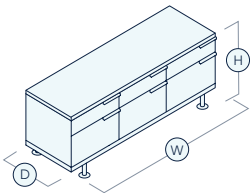
C2E, C3B, C3C, C3D

C2E: 2-Cabinet Credenza Assembly



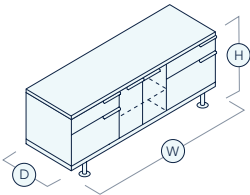
CABINET DESCRIPTIONS*	TOP & BASE	O/A DIMENSIONS WITH TOP & BASE	ASSEMBLY MODEL #	LIST PRICE	LAMINATE CASE	W/ LOCKS & KEYS	W/ LOCK SHELLS
Cab 1: Combine It Low 1DD, 24W Box, Double Door Storage	48"	18D x 48W x 29H	AUD ASY C2E 184835	\$4,393	+ \$300	+ \$280	+ \$140
Cab 2: Combine It Low 1DD, 24W Box, Double Door Storage		24D x 48W x 29H	AUD ASY C2E 244835	\$4,529	+ \$350	+ \$280	+ \$140
Cab 1: Combine It Low 1DD, 30W Box, Double Door Storage	60"	18D x 60W x 35.5H	AUD ASY C2E 186035	\$4,662	+ \$350	+ \$280	+ \$140
Cab 2: Combine It Low 1DD, 30W Box, Double Door Storage		24D x 60W x 35.5H	AUD ASY C2E 246035*	\$4,807	+ \$400	+ \$280	+ \$140

C3B: 3-Cabinet Credenza Assembly



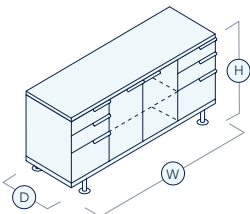
CABINET DESCRIPTIONS*	TOP & BASE	O/A DIMENSIONS WITH TOP & BASE	ASSEMBLY MODEL #	LIST PRICE	LAMINATE CASE	W/ LOCKS & KEYS	W/ LOCK SHELLS
Cab 1: Store It Low 1DF, 24W Box/File	72"	18D x 72W x 29H	AUD ASY C3B 187229	\$5,620	+ \$400	+ \$420	+ \$210
Cab 2: Store It Low 1DF, 24W Box/File		24D x 72W x 29H	AUD ASY C3B 247229*	\$5,773	+ \$450	+ \$420	+ \$210
Cab 3: Store It Low 1DF, 24W Box/File							

C3C: 3-Cabinet Credenza Assembly



CABINET DESCRIPTIONS*	TOP & BASE	O/A DIMENSIONS WITH TOP & BASE	ASSEMBLY MODEL #	LIST PRICE	LAMINATE CASE	W/ LOCKS & KEYS	W/ LOCK SHELLS
Cab 1: Store It Low 1DF, 18W Box/File	60"	18D x 60W x 29H	AUD ASY C3C 186029	\$5,953	+ \$350	+ \$350	+ \$175
Cab 2: Close It Low DDS, 24W Double Door Storage		24D x 60W x 29H	AUD ASY C3C 246029	\$6,140	+ \$400	+ \$350	+ \$175
Cab 3: Store It Low 1DF, 18W Box/File	72"	18D x 72W x 29H	AUD ASY C3C 187229	\$6,075	+ \$400	+ \$350	+ \$175
Cab 1: Store It Low 1DF, 24W Box/File		24D x 72W x 29H	AUD ASY C3C 247229*	\$6,285	+ \$450	+ \$350	+ \$175
Cab 2: Close It Low DDS, 24W Double Door Storage							
Cab 3: Store It Low 1DF, 24W Box/File	84"	18D x 84W x 29H	AUD ASY C3C 188429	\$6,603	+ \$400	+ \$350	+ \$175
Cab 1: Store It Low 1DF, 24W Box/File		24D x 84W x 29H	AUD ASY C3C 248429	\$6,820	+ \$500	+ \$350	+ \$175
Cab 2: Close It Low DDS, 36W Double Door Storage							

C3D: 3-Cabinet Credenza Assembly



CABINET DESCRIPTIONS*	TOP & BASE	O/A DIMENSIONS WITH TOP & BASE	ASSEMBLY MODEL #	LIST PRICE	LAMINATE CASE	W/ LOCKS & KEYS	W/ LOCK SHELLS
Cab 1: Store It Low 2DF, 18W Box/Box/File	60"	18D x 60W x 35.5H	AUD ASY C3D 186035	\$6,659	+ \$400	+ \$490	+ \$245
Cab 2: Close It Low DDS, 24W Double Door Storage		24D x 60W x 35.5H	AUD ASY C3D 246035	\$6,860	+ \$500	+ \$490	+ \$245
Cab 3: Store It Low 2DF, 18W Box/Box/File	72"	18D x 72W x 35.5H	AUD ASY C3D 187235	\$6,848	+ \$450	+ \$490	+ \$245
Cab 1: Store It Low 2DF, 24W Box/Box/File		24D x 72W x 35.5H	AUD ASY C3D 247235*	\$7,050	+ \$550	+ \$490	+ \$245
Cab 2: Close It Low DDS, 24W Double Door Storage							
Cab 3: Store It Low 2DF, 24W Box/Box/File	84"	18D x 84W x 35.5H	AUD ASY C3D 188435	\$7,329	+ \$500	+ \$490	+ \$245
Cab 1: Store It Low 1DF, 24W Box/File		24D x 84W x 35.5H	AUD ASY C3D 248435	\$7,558	+ \$600	+ \$490	+ \$245
Cab 2: Close It Low DDS, 36W Double Door Storage							

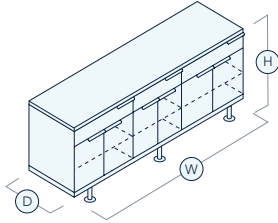
*illustration shown

AUDREY CREDENZA ASSEMBLIES

Pricing

C3E

C3E: 3-Cabinet Credenza Assembly



CABINET DESCRIPTIONS*	TOP & BASE	O/A DIMENSIONS WITH TOP & BASE	ASSEMBLY MODEL #	LIST PRICE	LAMINATE CASE	W/ LOCKS & KEYS	W/ LOCK SHELLS
Cab 1: Combine It Low 1DD, 24W Box, Double Door Storage	72"	18D x 72W x 35.5H	AUD ASY C3E 187235	\$5,838	+ \$400	+ \$420	+ \$210
Cab 2: Combine It Low 1DD, 24W Box, Double Door Storage							
Cab 3: Combine It Low 1DD, 24W Box, Double Door Storage		24D x 72W x 35.5H	AUD ASY C3E 247235	\$5,990	+ \$550	+ \$420	+ \$210
Cab 1: Combine It Low 1DD, 30W Box, Double Door Storage	84"	18D x 84W x 35.5H	AUD ASY C3E 188435	\$8,248	+ \$550	+ \$560	+ \$280
Cab 2: Combine It Low 1DD, 24W Box, Double Door Storage							
Cab 3: Combine It Low 1DD, 30W Box, Double Door Storage		24D x 84W x 35.5H	AUD ASY C3E 248435*	\$8,496	+ \$750	+ \$420	+ \$210

*illustration shown

AUDREY STORAGE WALL ASSEMBLIES



AUDREY STORAGE WALL ASSEMBLIES

Specifications

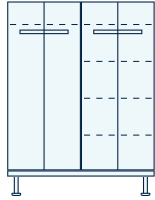
STANDARDS, STATEMENT OF LINE, SHIPPING & ASSEMBLY

Standards

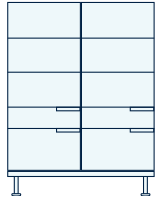
Meets or exceeds applicable ANSI/BIFMA durability and safety standards and is SCS Indoor Advantage Gold certified.

Statement of Line

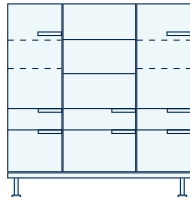
Assembly Style: S2A
Cabinet Styles: DDL/HDS
 18D x 48W x 54H
 24D x 48W x 54H
 18D x 48W x 62H
 24D x 48W x 62H



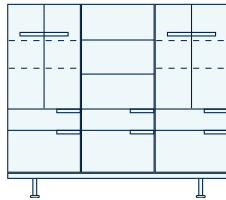
Assembly Style: S2B
Cabinet Styles: OP2/OP2
 18D x 48W x 54H
 24D x 48W x 54H
 18D x 48W x 62H
 24D x 48W x 62H



Assembly Style: S3B
Cabinet Styles: SD2/OP2/SD2
 18D x 60W x 54H
 24D x 60W x 54H
 18D x 60W x 62H
 24D x 60W x 62H



Assembly Style: S3C
Cabinet Styles: DD2/OP2/DD2
 18D x 72W x 54H
 24D x 72W x 54H
 18D x 72W x 62H
 24D x 72W x 62H



Audrey Storage Wall Assemblies are comprised of 54" and 62" High Cabinets in 4 assembly styles for a total of **16 unique configurations** that promote easy specifying and thought-starting ideas. All Audrey Assemblies are re-configurable to align with your changing needs.

Please see the specification pages for each component for more information.

Shipping & Assembly

Audrey Storage Wall Assemblies ship together, but cabinets and bases are packaged separately for easier handling.

AUDREY STORAGE WALL ASSEMBLIES

How to Order

MODEL NUMBER, FINISH GROUPS, FINISH SELECTION, OPTIONS

1. Model Number

(see pricing pages for model number)

2. Finish Selection

Use finish groups (see below) to guide selections for melamine & laminate surfaces.

[Click Here](#) to review current izzy+ colors and finishes.

3. Cabinet Finish Selection

Case Surface:

Melamine..... std
Group 1 Laminate..... see upcharge column
Other Laminate..... quote required

Case Edge:

A442 Satin Silver or Matching..... std
Other Edgeband/Color..... quote required

Door/Drawer Front Surfaces:

Group 1 Laminate..... std
Other Laminate..... quote required

Door/Drawer Front Edges:

A442 Satin Silver or Matching..... std
Other Edgeband/Color..... quote required

Door/Drawer Pulls:

NP No Pulls..... opt, n/c
P300 Black (P10) Powdercoat..... std
P348 Designer White Powdercoat..... std
P411 Alloy (P11) Powdercoat..... std
P431 Metallic Silver (P06) Powdercoat..... std
P623 Dover White (P07) Powdercoat..... std
Other Finish..... quote required

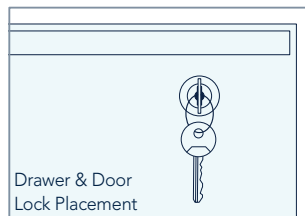
5. Lock Option

Each cabinet opening gets a lock with 2 keys when locks are selected. Placement is under pull, 2.5" from edge.

N no locks..... std

LK with locks..... see upcharge column
LKA: keyed alike-select code 100TA-125TA
LKD: every opening is keyed differently

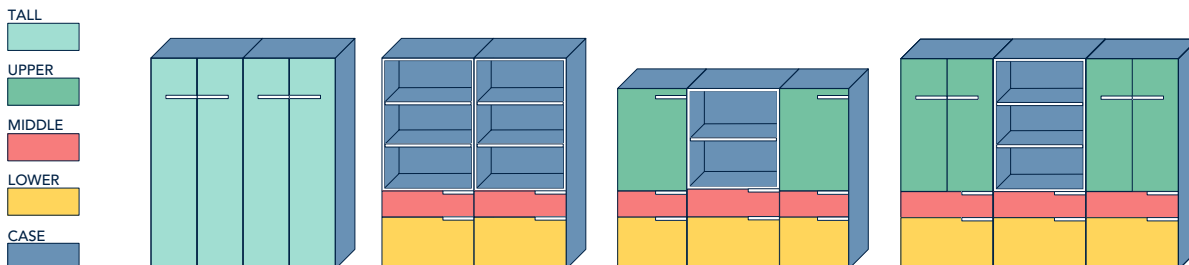
LKS with lock shells only..... see upcharge column
(lock plug & key sets ordered separately)



4. Base Finish

P300 Black (P10) Powdercoat..... std
P348 Designer White Powdercoat..... std
P411 Alloy (P11) Powdercoat..... std
P431 Metallic Silver (P06) Powdercoat..... std
P444 Clear Anodized Aluminum..... std
P623 Dover White (P07) Powdercoat..... std
Other Finish..... quote required

Finish Groups: Storage Wall Assemblies



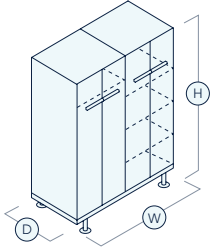
AUDREY STORAGE WALL ASSEMBLIES

Pricing

S2A, S2B, S3B, S3C

S2A: 2-Cabinet

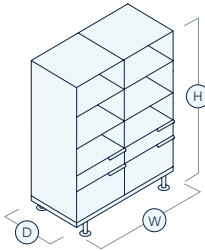
Storage Wall Assembly



DESCRIPTION	BASE	O/A DIMENSIONS	MODEL #	LIST PRICE	LAMINATE CASE	W/ LOCKS & KEYS	W/ LOCK SHELLS
Cab 1: Close It High DDL, 24W Double Door Locker Cab 2: Close It High HDS, 24W Double Door Storage	48"	18D x 48W x 54H	AUD ASY S2A 184854	\$4,925	+ \$450	+ \$140	+ \$70
		24D x 48W x 54H	AUD ASY S2A 244854	\$5,130	+ \$550	+ \$140	+ \$70
		18D x 48W x 62H	AUD ASY S2A 184862	\$5,126	+ \$550	+ \$140	+ \$70
		24D x 48W x 62H	AUD ASY S2A 244862*	\$5,350	+ \$650	+ \$140	+ \$70

S2B: 2-Cabinet

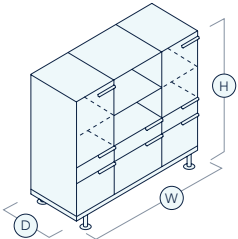
Storage Wall Assembly



DESCRIPTION	BASE	O/A DIMENSIONS	MODEL #	LIST PRICE	LAMINATE CASE	W/ LOCKS & KEYS	W/ LOCK SHELLS
Cab 1: Combine It High OP2, 24W Open Shelves, Box/File Cab 2: Combine It High OP2, 24W Open Shelves, Box/File	48"	18D x 48W x 54H	AUD ASY S2B 184854	\$4,478	+ \$500	+ \$280	+ \$140
		24D x 48W x 54H	AUD ASY S2B 244854	\$4,629	+ \$650	+ \$280	+ \$140
		18D x 48W x 62H	AUD ASY S2B 184862	\$4,646	+ \$600	+ \$280	+ \$140
		24D x 48W x 62H	AUD ASY S2B 244862*	\$4,811	+ \$750	+ \$280	+ \$140

S3B: 3-Cabinet

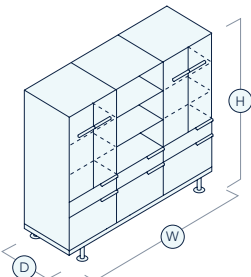
Storage Wall Assembly



DESCRIPTION	BASE	O/A DIMENSIONS	MODEL #	LIST PRICE	LAMINATE CASE	W/ LOCKS & KEYS	W/ LOCK SHELLS
Cab 1: Combine It High SD2, 18W Single Door Storage, Box/File Cab 2: Combine It High OP2, 24W Open Shelves, Box/File Cab 3: Combine It High SD2, 18W Single Door Storage, Box/File	60"	18D x 60W x 54H	AUD ASY S3B 186054	\$7,463	+ \$650	+ \$560	+ \$280
		24D x 60W x 54H	AUD ASY S3B 246054*	\$7,707	+ \$850	+ \$560	+ \$280
		18D x 60W x 62H	AUD ASY S3B 186062	\$7,774	+ \$800	+ \$560	+ \$280
		24D x 60W x 62H	AUD ASY S3B 246062	\$8,046	+ \$1,000	+ \$560	+ \$280

S3C: 3-Cabinet

Storage Wall Assembly



DESCRIPTION	BASE	O/A DIMENSIONS	MODEL #	LIST PRICE	LAMINATE CASE	W/ LOCKS & KEYS	W/ LOCK SHELLS
Cab 1: Combine It High DD2, 24W Double Door Storage, Box/File Cab 2: Combine It High OP2, 24W Open Shelves, Box/File Cab 3: Combine It High DD2, 24W Double Door Storage, Box/File	72"	18D x 72W x 62H	AUD ASY S3C 187262	\$7,838	+ \$900	+ \$490	+ \$245
		24D x 72W x 62H	AUD ASY S3C 247262*	\$8,642	+ \$1,100	+ \$560	+ \$280

*illustration shown

AUDREY STORAGE: MIXED-HEIGHT ASSEMBLIES



AUDREY MIXED-HEIGHT ASSEMBLIES

Specifications

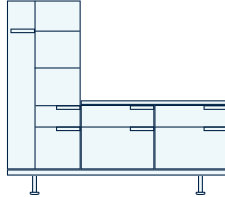
STANDARDS, STATEMENT OF LINE, SHIPPING & ASSEMBLY

Standards

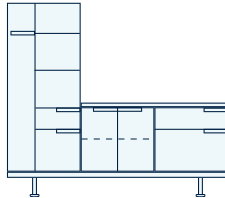
Meets or exceeds applicable ANSI/BIFMA durability and safety standards and is SCS Indoor Advantage Gold certified.

Statement of Line

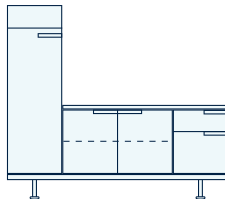
Assembly Style: M3B
Cabinet Styles: LO2/1DF/1DF
 18D x 60W x 54H
 24D x 60W x 54H
 18D x 60W x 62H
 24D x 60W x 62H
 18D x 72W x 62H
 24D x 72W x 62H



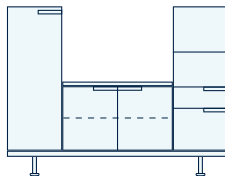
Assembly Style: M3C
Cabinet Styles: LO2/DDS/1DF
 18D x 72W x 54H
 24D x 72W x 54H
 18D x 84W x 54H
 24D x 84W x 54H
 18D x 84W x 62H
 24D x 84W x 62H



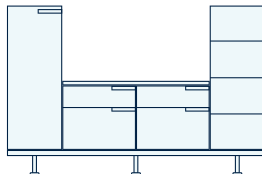
Assembly Style: M3G
Cabinet Styles: OSL/DDS/1DF
 18D x 72W x 62H
 24D x 72W x 62H



Assembly Style: M3H
Cabinet Styles: SDL/DDS/OP2
 18D x 72W x 54H
 24D x 72W x 54H



Assembly Style: M4J
Cabinet Styles: SDL/1DF/1DF/HOS
 18D x 84W x 54H
 24D x 84W x 54H



Audrey Mixed Height Assemblies are comprised of 54" and 62" High Cabinets and 29" Low Cabinets in 5 assembly styles for a total of **18 unique configurations** that promote easy specifying and thought-starting ideas. All Audrey Assemblies are re-configurable to align with your changing needs.

Please see the specification pages for each component for more information.

Shipping & Assembly

Audrey Mixed Height Assemblies ship together, but cabinets, tops and bases are packaged separately for easier handling.

AUDREY MIXED-HEIGHT ASSEMBLIES

How To Order

MODEL NUMBER, FINISH GROUPS, FINISH SELECTION, OPTIONS

1. Model Number

(see pricing pages for model number)

2. Finish Groups & Finish Selection

Use finish groups (see below) to guide selections for melamine & laminate surfaces.

Click Here to review all current izzy+ Product Group Colors & Finishes.

3. Cabinet Finish Selection

Case Surface:

- Melamine..... std
- Group 1 Laminate..... see upcharge column
- Other Laminate..... quote required

Case Edge:

- A442 Satin Silver or Matching..... std
- Other Edgeband/Color..... quote required

Door/Drawer Front Surfaces:

- Group 1 Laminate..... std
- Other Laminate..... quote required

Door/Drawer Front Edges:

- A442 Satin Silver or Matching..... std
- Other Edgeband/Color..... quote required

Door/Drawer Pulls:

- NP No Pulls..... opt, n/c
- P300 Black (P10) Powdercoat..... std
- P348 Designer White Powdercoat..... std
- P411 Alloy (P11) Powdercoat..... std
- P431 Metallic Silver (P06) Powdercoat..... std
- P623 Dover White (P07) Powdercoat..... std
- Other Finish..... quote required

4. Cabinet Top Finish Selection

Top Surface:

- Group 1 Laminate..... std
- Other Laminate..... quote required

Top Edge:

- A442 Satin Silver or Matching..... std
- Other Edgeband/Color..... quote required

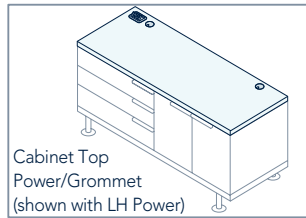
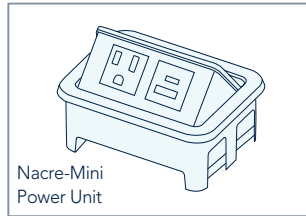
5. Base Finish

- P300 Black (P10) Powdercoat..... std
- P348 Designer White Powdercoat..... std
- P411 Alloy (P11) Powdercoat..... std
- P431 Metallic Silver (P06) Powdercoat..... std
- P444 Clear Anodized Aluminum..... std
- P623 Dover White (P07) Powdercoat..... std
- Other Finish..... quote required

6. Cabinet Top Power Option

Nacre-Mini pop-up power unit w/ 1 power, 1 USB A+C, 120" cord, side plug, in 499F Silver w/Folkstone trim. Left or right placement, available with single-depth cabinet tops 48" or larger.

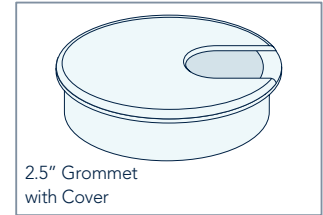
- PUL Nacre-Mini Power Unit, Left..... + 556
- PUR Nacre-Mini Power Unit, Right..... + 556



7. Cabinet Top Grommet Option

Two 2.4" round grommets with cover in 499 silver, L & R placement, available with single-depth cabinet tops 48" or larger.

- GMT 2 Grommets, L & R Placement..... + 74



8. Lock Option

Each cabinet opening gets a lock with 2 keys when locks are selected. Placement is under pull, 2.5" from edge.

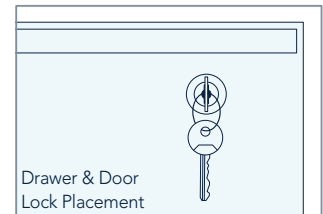
- N no locks..... std

- LK with locks..... see upcharge column

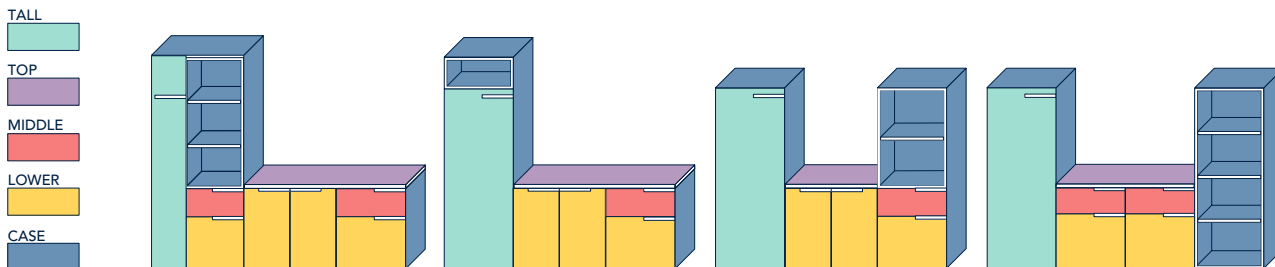
- LKA keyed alike-select code 100TA-125TA

- LKD every opening is keyed differently

- LKS with lock shells only..... see upcharge column (lock plug & key sets ordered separately)



Finish Groups: Mixed Height Assemblies



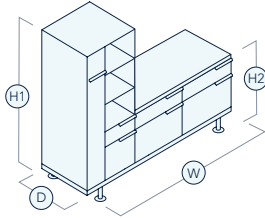
AUDREY MIXED-HEIGHT ASSEMBLIES

Pricing

M3B, M3C, M3G

M3B: 3-Cabinet

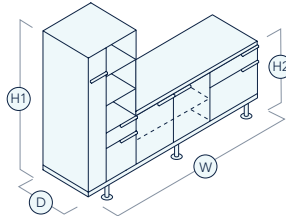
Mixed-Height Assembly



DESCRIPTION	TOP	BASE	O/A DIMENSIONS	MODEL #	LIST PRICE	LAMINATE CASE	W/ LOCKS & KEYS	W/ LOCK SHELLS
Cab 1: Combine It High LO2, 24W Locker, Open Shelves, Box/File Cab 2: Store It Low 1DF, 18W Box/File Cab 3: Store It Low 1DF, 18W Box/File	36"	60"	18D x 60W x 54H1 x 29H2	AUD ASY M3B 186054	\$7,247	+ \$500	+ \$490	+ \$245
			24D x 60W x 54H1 x 29H2	AUD ASY M3B 246054	\$7,466	+ \$600	+ \$490	+ \$245
			18D x 60W x 62H1 x 29H2	AUD ASY M3B 186062	\$7,400	+ \$550	+ \$490	+ \$245
			24D x 60W x 62H1 x 29H2	AUD ASY M3B 246062	\$7,653	+ \$650	+ \$490	+ \$245
Cab 1: Combine It High LO2, 24W Locker, Open Shelves, Box/File Cab 2: Store It Low 1DF, 24W Box/File Cab 3: Store It Low 1DF, 24W Box/File	48"	72"	18D x 72W x 62H1 x 29H2	AUD ASY M3B 187262	\$7,482	+ \$550	+ \$490	+ \$245
			24D x 72W x 62H1 x 29H2	AUD ASY M3B 247262*	\$7,758	+ \$700	+ \$490	+ \$245

M3C: 3-Cabinet

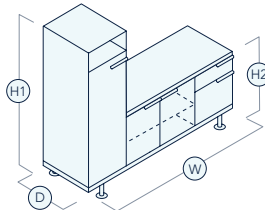
Mixed Height Assembly



CABINET DESCRIPTIONS	TOP	BASE	O/A DIMENSIONS	ASSEMBLY MODEL #	LIST PRICE	LAMINATE CASE	W/ LOCKS & KEYS	W/ LOCK SHELLS
Cab 1: Combine It High LO2, 24W Locker, Open Shelves, Box/File Cab 2: Close It Low DDS, 24W Double Door Storage Cab 3: Store It Low 1DF, 24W Box/File	48"	72"	18D x 72W x 54H1 x 29H2	AUD ASY M3C 187254	\$7,783	+ \$500	+ \$420	+ \$210
			24D x 72W x 54H1 x 29H2	AUD ASY M3C 247254	\$8,084	+ \$650	+ \$420	+ \$210
Cab 1: Combine It High LO2, 24W Locker, Open Shelves, Box/File Cab 2: Close It Low DDS, 36W Double Door Storage Cab 3: Store It Low 1DF, 24W Box/File	60"	84"	18D x 84W x 54H1 x 29H2	AUD ASY M3C 188454	\$8,200	+ \$550	+ \$420	+ \$210
			24D x 84W x 54H1 x 29H2	AUD ASY M3C 248454	\$8,501	+ \$700	+ \$420	+ \$210
			18D x 84W x 62H1 x 29H2	AUD ASY M3C 188462	\$8,353	+ \$600	+ \$420	+ \$210
			24D x 84W x 62H1 x 29H2	AUD ASY M3C 248462*	\$8,688	+ \$750	+ \$420	+ \$210

M3G: 3-Cabinet

Mixed-Height Assembly



CABINET DESCRIPTIONS	TOP	BASE	O/A DIMENSIONS	ASSEMBLY MODEL #	LIST PRICE	LAMINATE CASE	W/ LOCKS & KEYS	W/ LOCK SHELLS
Cab 1: Combine It High OSL, 18W Locker, Open Top Shelf Cab 2: Close It Low DDS, 36W Double Door Storage Cab 3: Store It Low 1DF, 18W Box/File	54"	72"	18D x 72W x 62H1 x 29H2	AUD ASY M3G 187262	\$6,705	+ \$500	+ \$280	+ \$140
			24D x 72W x 62H1 x 29H2	AUD ASY M3G 247262*	\$6,944	+ \$650	+ \$280	+ \$140

*illustration shown

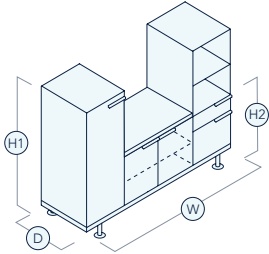
AUDREY MIXED-HEIGHT ASSEMBLIES

Pricing

M3H, M4J

M3H: 3-Cabinet

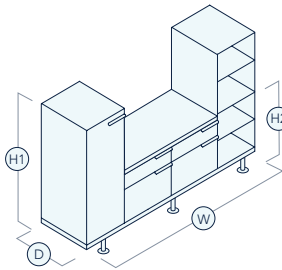
Mixed-Height Assembly



DESCRIPTION	TOP	BASE	O/A DIMENSIONS	MODEL #	LIST PRICE	LAMINATE CASE	W/ LOCKS & KEYS	W/ LOCK SHELLS
Cab 1: Close It High SDL, 18W Locker	36"	72"	18D x 72W x 54H1 x 29H2	AUD ASY M3H 187254	\$6,898	+ \$600	+ \$280	+ \$140
Cab 2: Close It Low DDS, 36W Double Door Storage			24D x 72W x 54H1 x 29H2	AUD ASY M3H 247254*	\$7,152	+ \$750	+ \$280	+ \$140
Cab 3: Combine It High OP2, 18W Open Shelves, Box/File								

M4J: 4-Cabinet

Mixed-Height Assembly



DESCRIPTION	TOP	BASE	O/A DIMENSIONS	MODEL #	LIST PRICE	LAMINATE CASE	W/ LOCKS & KEYS	W/ LOCK SHELLS
Cab 1: Close It High SDL, 18W Locker	48"	84"	18D x 84W x 54H1 x 29H2	AUD ASY M4J 188454	\$6,712	+ \$550	+ \$350	+ \$175
Cab 2: Store It Low 1DF, 24W Box/File			24D x 84W x 54H1 x 29H2	AUD ASY M4J 248454*	\$6,975	+ \$700	+ \$350	+ \$175
Cab 3: Store It Low 1DF, 24W Box/File								
Cab 4: Frame It High HOS, 18W Open Shelves								

*illustration shown

AUDREY SEATING: BENCH



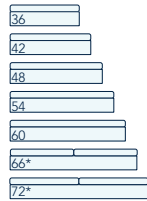
AUDREY BENCH Specifications

STANDARDS, STATEMENT OF LINE, NON-MATCHING BASE SIZES, BENCH CONSTRUCTION

Standards

Meets or exceeds applicable ANSI/BIFMA durability and safety standards and is SCS Indoor Advantage Gold certified.

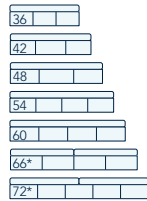
Statement of Line



Style BNS

Bench It

18D x 36W x 18.5H	24D x 36W x 18.5H
18D x 42W x 18.5H	24D x 42W x 18.5H
18D x 48W x 18.5H	24D x 48W x 18.5H
18D x 54W x 18.5H	24D x 54W x 18.5H
18D x 60W x 18.5H	24D x 60W x 18.5H
18D x 66W x 18.5H*	24D x 66W x 18.5H*
18D x 72W x 18.5H*	24D x 72W x 18.5H*



Style BCS

Bench It with Cubbies

18D x 36W x 18.5H	24D x 36W x 18.5H
18D x 42W x 18.5H	24D x 42W x 18.5H
18D x 48W x 18.5H	24D x 48W x 18.5H
18D x 54W x 18.5H	24D x 54W x 18.5H
18D x 60W x 18.5H	24D x 60W x 18.5H
18D x 66W x 18.5H*	24D x 66W x 18.5H*
18D x 72W x 18.5H*	24D x 72W x 18.5H*

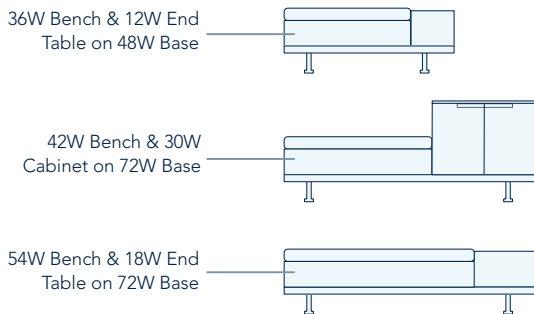
*66W and 72W require two cushions each

Bench It seating is available with or without storage cubbies, in 18" & 24" depths, widths from 36" to 72" and 18.5" overall height (with required base). Cushion is 3.5" thick, with 66" and 72" benches requiring two cushions each. Style BCS includes storage cubbies accessible from the front and back with a center divider.

Audrey Benches are **components** of Audrey Assemblies and are not meant to be stand-alone units. A base is required to complete your Bench Assembly.

Non-Matching Base Widths

Examples of Bench Assemblies with non-matching base widths:




Most Audrey Bench widths have accompanying **same-sized bases**, however, three bench widths (36W, 42W & 54W) require additional components to complete your assembly (see examples at left).

Matching Base Width Availability

Bench Width:	36W	42W	48W	54W	60W	66W	72W
Matching Base Width Available	N	N	Y	N	Y	Y	Y

Bench Construction



Audrey Benches are constructed with a 0.75" thermally-fused melamine case and, edged with model AB 2mm ABS edgeband. Cases are optionally available with HPL (high-pressure laminate).

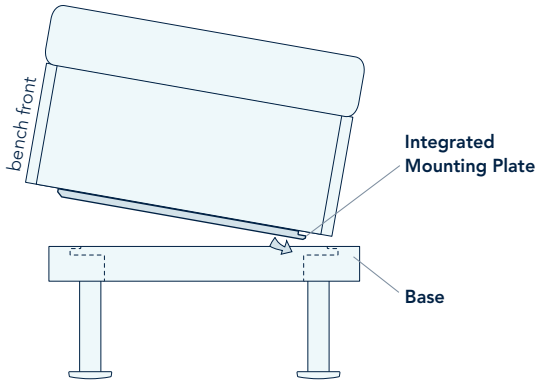
Grain direction is horizontal.

AUDREY BENCH

Specifications

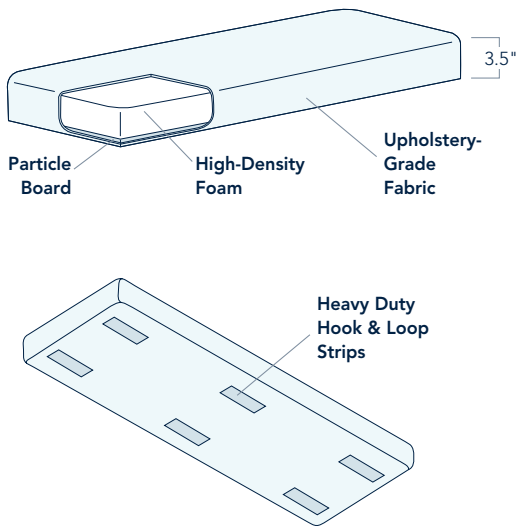
INTEGRATED MOUNTING PLATE, CUSHION CONSTRUCTION, POWER OPTION

Integrated Mounting Plate



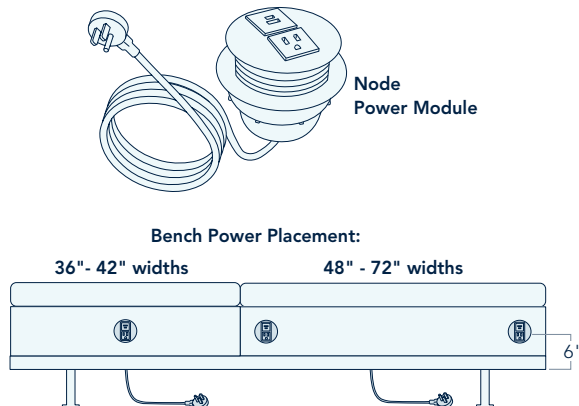
Integrated Mounting Plate engages with the required base frame to provide alignment and stability without the need for tools.

Cushion Construction



Audrey Bench Cushion is constructed with 3" thick, **high-density foam** mounted onto 1/2" particle board, encased in upholstery-grade fabric, with darted corners. Heavy duty **hook & loop self-stick strips** stapled to the underside provide secure attachment to the case.

Power Option



Audrey Benches in style BNS (no cubbies) are optionally equipped with **Node power modules** (see chart below) configured with 1 simplex, 1 USB A+C. Power modules in 48" to 72" lengths are daisy-chained with a single 120" corded infeed with a side plug. Power faceplates are finished in 499F Silver w/ Folkstone trim.

Cords pass through a cutout in the bottom of the bench. Wire management clips are available as an accessory.

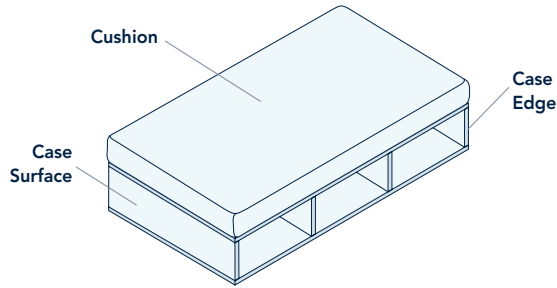
Bench It Power	
36" - 42" widths	48" - 72" widths
1 Node power module, front-center placement	2 Node power modules, daisy-chained, front-L/R placement

AUDREY BENCH

Specifications

FINISH SELECTION, SHIPPING & ASSEMBLY

Finish Selection



Finish Selection: There are three Audrey Bench elements that require finish selections: **cushion**, **case surface** and **case edge** (for Bench It with Cubbies, the case color carries through to the interior cubbies).

[Click Here](#) to review all current izzy+ Product Group colors and finishes.

Audrey Bench Finish Selection	Melamine	High-Pressure Laminate	Model AB 2mm ABS Edgeband	Upholstery Fabric
Case Surface:	● (std)	● (opt)		
Case Edge:			● A442 Satin Silver or Matching (std)	
Cushion:				● Grade 1 (std)

Shipping & Assembly

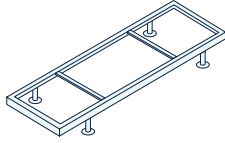
Audrey Bench cases ship **fully assembled** and ready to mount on base. Cushions are packaged separately.

AUDREY BENCH

Pricing

BASE - 18" & 24" DEPTHS

Base



TOP DESCRIPTION	DEPTH	DIMENSIONS	MODEL #	LIST PRICE
Audrey Base Bases are required for all Audrey storage and seating components. Cross braces are included with Benches (one each).	18"	18D x 48W x 7.7H	AUD BAS 1848	\$1,126
		18D x 60W x 7.7H	AUD BAS 1860	\$1,281
		18D x 66W x 7.7H	AUD BAS 1866	\$1,268
		18D x 72W x 7.7H	AUD BAS 1872	\$1,305
		18D x 84W x 7.7H	AUD BAS 1884	\$1,565
		18D x 96W x 7.7H	AUD BAS 1896	\$1,612
	24"	24D x 48W x 7.7H	AUD BAS 2448	\$1,160
		24D x 60W x 7.7H	AUD BAS 2460	\$1,315
		24D x 66W x 7.7H	AUD BAS 2466	\$1,302
		24D x 72W x 7.7H	AUD BAS 2472*	\$1,339
		24D x 84W x 7.7H	AUD BAS 2484	\$1,600
		24D x 96W x 7.7H	AUD BAS 2496	\$1,646

*illustration shown

1. Model Number

ex: AUD BAS 2466

2. Finish Selection

[Click Here](#) to review izzy+ metal color selection.

Base Finish:

P300	Black (P10) Powdercoat	std
P348	Designer White Powdercoat	std
P411	Alloy (P11) Powdercoat	std
P431	Metallic Silver (P06) Powdercoat	std
P444	Clear Anodized Aluminum	std
P623	Dover White (P07) Powdercoat	std
	Other Finish	quote required

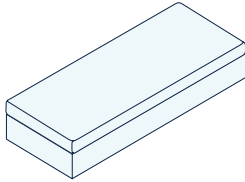
AUDREY BENCH

Pricing

BENCH IT

Bench It BNS

Bench



DESCRIPTION	O/A DIMENSIONS W/ BASE & TOP	COM FABRIC ALLOWANCE	MODEL #	LIST PRICE	LAMINATE CASE
Bench It BNS, Bench, 18" Depth	18D x 36W x 18.5H	2 yds	AUD SET BNS 1836	\$1,662	+ \$250
	18D x 42W x 18.5H	2 yds	AUD SET BNS 1842	\$1,913	+ \$300
	18D x 48W x 18.5H	2 yds	AUD SET BNS 1848	\$1,973	+ \$300
	18D x 54W x 18.5H	2.5 yds	AUD SET BNS 1854	\$2,032	+ \$350
	18D x 60W x 18.5H	2.5 yds	AUD SET BNS 1860	\$2,087	+ \$350
	18D x 66W x 18.5H	3.25 yds	AUD SET BNS 1866**	\$2,503	+ \$400
	18D x 72W x 18.5H	4 yds	AUD SET BNS 1872**	\$2,535	+ \$400
Bench It BNS, Bench, 24" Depth	24D x 36W x 18.5H	2 yds	AUD SET BNS 2436	\$1,750	+ \$300
	24D x 42W x 18.5H	2 yds	AUD SET BNS 2442	\$2,012	+ \$350
	24D x 48W x 18.5H	2.5 yds	AUD SET BNS 2448	\$2,076	+ \$350
	24D x 54W x 18.5H	2.5 yds	AUD SET BNS 2454	\$2,138	+ \$400
	24D x 60W x 18.5H	2.0 yds	AUD SET BNS 2460*	\$2,202	+ \$450
	24D x 66W x 18.5H	3.25 yds	AUD SET BNS 2466**	\$2,651	+ \$450
	24D x 72W x 18.5H	4 yds	AUD SET BNS 2472**	\$2,689	+ \$500

*illustration shown

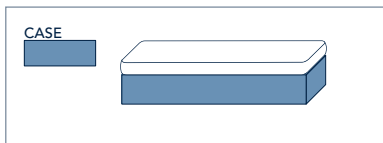
**66W and 72W require two cushions each

1. Model Number

ex: AUD SET BNS 1854

2. Finish Groups

Use finish groups to guide selections for melamine & laminate surfaces.



3. Finish Selection

[Click Here](#) to review current izzy+ colors and finishes.

Case:
 Melamine. std
 Group 1 Laminate. see upcharge column
 Other Laminate. quote required

Case Edge:
 A442 Satin Silver or Matching. std
 Other Edgeband/Color. quote required

Cushion:
 Grade 1 Upholstery Fabric. std
 Other/COM* Fabric. quote required

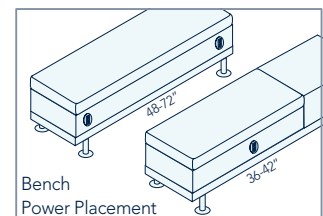
*COM (customer's own material) requirements:
 Upholstery grade, backed, 54" standard roll width.
 Fabric must be continuous yardage on a roll. See
 above for fabric allowance per bench.

4. Power Option

Node power unit(s), configuration: 1 power, 1 USB
 A+C, 120" cord, side plug, in 499F Silver w/ Folkstone
 trim.

36-42" Bench:
 BP1 1 Node Power Unit, center + \$510

48-72" Bench:
 BP2 2 Node Power Units, L/R + \$1,098



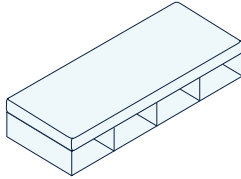
AUDREY BENCH

Pricing

BENCH IT W/ CUBBIES

Bench It BNC

Bench w/ Cubbies



DESCRIPTION	O/A DIMENSIONS W/ BASE & TOP	CUBBIE QTY	COM FABRIC ALLOWANCE	MODEL #	LIST PRICE	LAMINATE CASE
Bench It BNC, 18" Depth Bench with Cubbies	18D x 36W x 18.5H	3	2 yds	AUD SET BNC 1836	\$1,583	+\$200
	18D x 42W x 18.5H	3	2 yds	AUD SET BNC 1842	\$1,830	+\$250
	18D x 48W x 18.5H	3	2 yds	AUD SET BNC 1848	\$1,883	+\$250
	18D x 54W x 18.5H	4	2.5 yds	AUD SET BNC 1854	\$2,015	+\$300
	18D x 60W x 18.5H	4	2.5 yds	AUD SET BNC 1860	\$2,065	+\$350
	18D x 66W x 18.5H	4	3.25 yds	AUD SET BNC 1866**	\$2,476	+\$350
	18D x 72W x 18.5H	5	4 yds	AUD SET BNC 1872**	\$2,580	+\$400
Bench It BNC, 24" Depth Bench with Cubbies	24D x 36W x 18.5H	3	2 yds	AUD SET BNC 2436	\$1,672	+\$300
	24D x 42W x 18.5H	3	2 yds	AUD SET BNC 2442	\$1,928	+\$300
	24D x 48W x 18.5H	3	2.5 yds	AUD SET BNC 2448	\$1,987	+\$350
	24D x 54W x 18.5H	4	2.5 yds	AUD SET BNC 2454	\$2,127	+\$400
	24D x 60W x 18.5H	4	2.0 yds	AUD SET BNC 2460*	\$2,186	+\$400
	24D x 66W x 18.5H	4	3.25 yds	AUD SET BNC 2466**	\$2,630	+\$450
	24D x 72W x 18.5H	5	4 yds	AUD SET BNC 2472**	\$2,746	+\$500

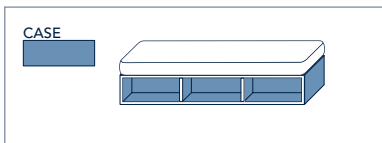
*illustration shown
**66W and 72W require two cushions each

1. Model Number

ex: AUD SET BNC 1866

2. Finish Groups

Use finish groups to guide selections for melamine & laminate surfaces.



3. Finish Selection

[Click Here](#) to review current izzy+ colors and finishes.

Case & Cubbies:

Melamine. std
Group 1 Laminate. see upcharge column
Other Laminate. quote required

Case & Cubbies Edge:

A442 Satin Silver or Matching. std
Other Edgeband/Color. quote required

Cushion:

Grade 1 Upholstery Fabric. std
Other/COM* Fabric. quote required

*COM (customer's own material) requirements:
Upholstery grade, backed, 54" standard roll width.
Fabric must in be continuous yardage on a roll. See
above for fabric allowance per bench.

AUDREY SEATING: END TABLE



AUDREY END TABLE

Specifications

STANDARDS, STATEMENT OF LINE, CONSTRUCTION, POWER OPTION

Standards

Meets or exceeds applicable ANSI/BIFMA durability and safety standards and is SCS Indoor Advantage Gold certified.

Statement of Line



Style ETL

Table It Low

18D x 12W x 18H
18D x 18W x 18H
18D x 24W x 18H
24D x 12W x 18H
24D x 18W x 18H
24D x 24W x 18H

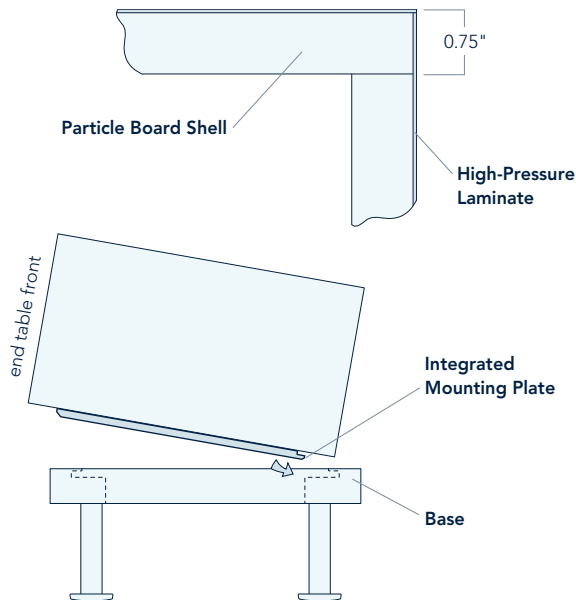


Style ETH

Table It High

18D x 12W x 24H
18D x 18W x 24H
18D x 24W x 24H
24D x 12W x 24H
24D x 18W x 24H
24D x 24W x 24H

Construction



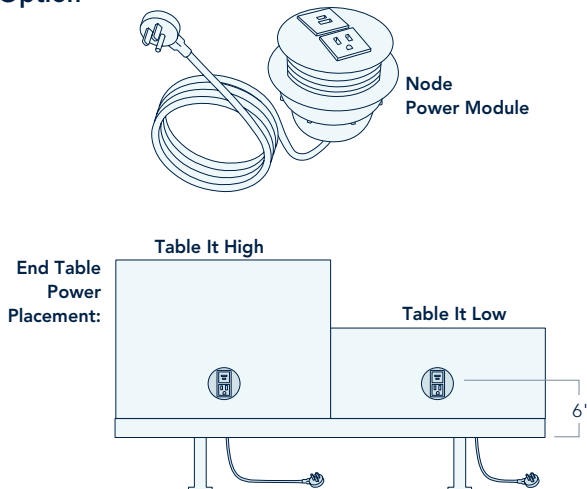
Audrey End Tables are constructed with a 0.75" particle board shell with HPL (high-pressure laminate) covering. **All side and top surfaces are finished.**

Grain direction is horizontal.

Integrated Mounting Plate engages with the required base frame to provide alignment and stability without the need for tools. **End Tables are not able to be rotated 90°.**

Audrey End Tables are **components** of Audrey Assemblies and are not meant to be stand-alone units.

Power Option



Audrey End Tables are optionally equipped with a **Node power module on the front side**. Each power module is configured with 1 simplex, 1 USB A+C and a 120" cord with a side plug. Power faceplates are finished in 499F Silver w/ Folkstone trim. Placement is centered and vertically aligned with bench power.

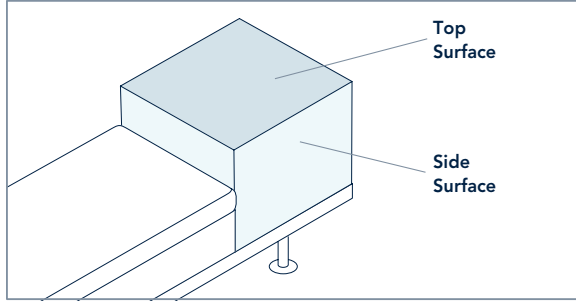
Cord passes through a cut-out in the bottom of the end table. Wire management clips are available as an accessory.

AUDREY END TABLE

Specifications

FINISH SELECTION, SHIPPING & ASSEMBLY

Finish Selection



Finish Selection: There are two Audrey End Table elements that require finish selections: **Top Surface & Side Surface**.

[Click Here](#) to review all current izzy+ Product Group colors and finishes.

Audrey End Table Finish Selection	High-Pressure Laminate
Top Surface	•
Side Surface	•

Shipping & Assembly

Audrey End Tables ship **fully assembled** and ready to mount onto base without the need for tools.

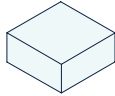
AUDREY END TABLE

Pricing

TABLE IT LOW, TABLE IT HIGH

Table It Low ECL

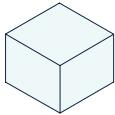
Low End Table



DESCRIPTION	O/A DIMENSIONS W/ BASE	MODEL #	LIST PRICE
Table It Low ECL Low End Table, 18" Depth	18D x 12W x 18H	AUD SET ECL 181218	\$735
	18D x 18W x 18H	AUD SET ECL 181818	\$837
	18D x 24W x 18H	AUD SET ECL 182418	\$853
Table It Low ECL Low End Table, 24" Depth	24D x 12W x 18H	AUD SET ECL 241218	\$759
	24D x 18W x 18H	AUD SET ECL 241818	\$868
	24D x 24W x 18H	AUD SET ECL 242418*	\$902

Table It High ECH

High End Table



DESCRIPTION	O/A DIMENSIONS W/ BASE	MODEL #	LIST PRICE
Table It High ECH Low End Table, 18" Depth	18D x 12W x 24H	AUD SET ECH 181224	\$763
	18D x 18W x 24H	AUD SET ECH 181824	\$870
	18D x 24W x 24H	AUD SET ECH 182424	\$891
Table It High ECH Low End Table, 24" Depth	24D x 12W x 24H	AUD SET ECH 241224	\$792
	24D x 18W x 24H	AUD SET ECH 241824	\$906
	24D x 24W x 24H	AUD SET ECH 242424*	\$946

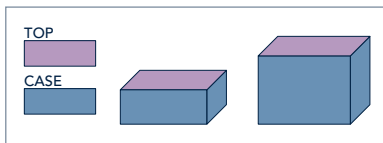
*illustration shown

1. Model Number

ex: AUD SET ECL 182418

2. Finish Groups

Use finish groups to guide selections for melamine & laminate surfaces.



3. Finish Selection

[Click Here](#) to review current izzy+ colors and finishes.

Top Surface:

- Group 1 Laminate. see upcharge column
- Other Laminate. quote required

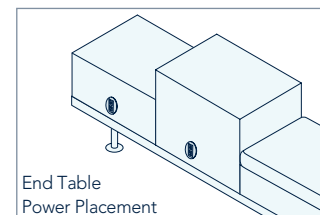
Side Surface:

- Group 1 Laminate. see upcharge column
- Other Laminate. quote required

4. Power Option

One round Node power unit, configuration: 1 power, 1 USB A+C, 120" cord, side plug, in 499F Silver with Folkstone trim. Placement is centered on the front.

ETP 1 Node Power Unit + \$510



AUDREY SEATING: BENCH ASSEMBLIES



AUDREY SEATING: BENCH ASSEMBLIES

Specifications

STANDARDS, STATEMENT OF LINE, SHIPPING & ASSEMBLY

Standards

Meets or exceeds applicable ANSI/BIFMA durability and safety standards and is SCS Indoor Advantage Gold certified.

Statement of Line

Assembly Style: B2A

Component Styles: BNC/ECL

18D x 60W x 18.5H
 24D x 60W x 18.5H
 18D x 72W x 18.5H
 24D x 72W x 18.5H
 18D x 84W x 18.5H
 24D x 84W x 18.5H



Assembly Style: B2B

Component Styles: BNS/ECH

18D x 60W x 24H
 24D x 60W x 24H
 18D x 72W x 24H
 24D x 72W x 24H
 18D x 84W x 24H
 24D x 84W x 24H



Assembly Style: B3A

Component Styles: ECL/BNC/ECL

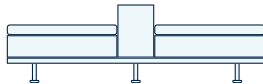
18D x 72W x 18.5H
 24D x 72W x 18.5H
 18D x 84W x 18.5H
 24D x 84W x 18.5H
 18D x 96W x 18.5H
 24D x 96W x 18.5H



Assembly Style: B3B

Component Styles: BNS/ECH/BNS

18D x 84W x 24H
 24D x 84W x 24H
 18D x 96W x 24H
 24D x 96W x 24H



Audrey Bench Assemblies are comprised of Benches and End Tables in 4 assembly styles for a total of **22 unique configurations** for easy specifying and thought-starting ideas. All Audrey Assemblies are re-configurable to align with your changing needs.

Please see the specification pages for each component for more information.

Shipping & Assembly

Audrey Bench Assemblies ship together, but benches end tables and bases are packaged separately for easier handling.

AUDREY BENCH ASSEMBLIES

How to Order

MODEL NUMBER, FINISH GROUPS, FINISH SELECTION, OPTIONS

1. Model Number

(see pricing pages for model number)

2. Finish Groups

Use finish groups (see below) to guide selections for melamine & laminate surfaces.

[Click Here](#) to review current izzy+ colors and finishes.

3. Bench Finish Selection

Case Finish:

Melamine..... std
 Group 1 Laminate..... see upcharge column
 Other Laminate..... quote required

Case Edge:

A442 Satin Silver or Matching..... std
 Other Edgeband/Color..... quote required

Cushion:

Grade 1 Upholstery Fabric..... std
 Other/COM* Fabric..... quote required

*COM (customer's own material) requirements:
 Upholstery grade, backed, 54" standard roll width.
 Fabric must in be continuous yardage on a roll. See
 above for fabric allowance per bench.

4. End Table Finish Selection

Top Surface:

Group 1 Laminate..... std
 Other Laminate..... quote required

Side Surface:

Group 1 Laminate..... std
 Other Laminate..... quote required

5. Base Finish

P300 Black (P10) Powdercoat..... std
 P348 Designer White Powdercoat..... std
 P411 Alloy (P11) Powdercoat..... std
 P431 Metallic Silver (P06) Powdercoat..... std
 P444 Clear Anodized Aluminum..... std
 P623 Dover White (P07) Powdercoat..... std
 Other Finish..... quote required

6. Bench Power Option

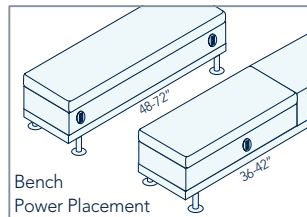
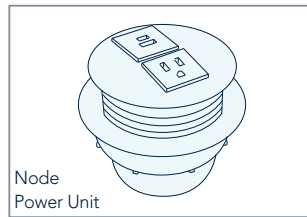
Node power unit(s), configuration: 1 power, 1 USB A+C, 120" cord, side plug, in 499F Silver w/ Folkstone trim; available only with benches without cubbies.

36-42" Bench:

BP1 1 Node Power Unit, center..... + \$510

48-72" Bench:

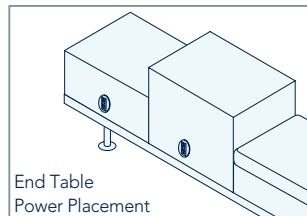
BP2 2 Node Power Units, L/R..... + \$1,098



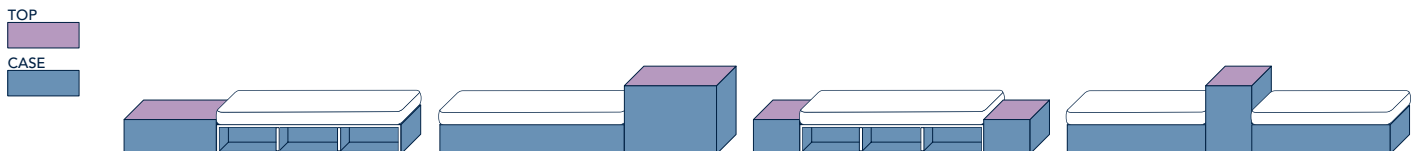
7. End Table Power Option

Node Power Unit, configuration: 1 power, 1 USB A+C, 120" cord, side plug, in 499F Silver w/ Folkstone trim.

ETP 1 Node Power Unit, center..... + \$510



Finish Groups: Seating Assemblies



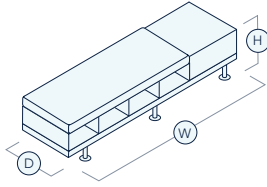
AUDREY BENCH ASSEMBLIES

Pricing

B2A, B2B

B2A: 2-Unit

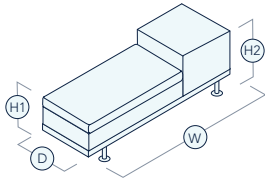
Seating Assembly



DESCRIPTION	BASE	O/A DIMENSIONS	COM FABRIC ALLOWANCE	ASSEMBLY MODEL #	LIST PRICE	LAMINATE CASE
Unit 1: Bench It BNC, 48W Bench w/ Cubbies Unit 2: Table It Low ECL, 12W Low End Table	60"	18D x 60W x 18.5H	2 yds	AUD ASY B2A 186019	\$2,619	+ \$250
		24D x 60W x 18.5H	2 yds	AUD ASY B2A 246019	\$2,746	+ \$400
Unit 1: Bench It BNC, 54W Bench w/ Cubbies Unit 2: Table It Low ECL, 18W Low End Table	72"	18D x 72W x 18.5H	2.5 yds	AUD ASY B2A 187219	\$2,852	+ \$250
		24D x 72W x 18.5H	2.5 yds	AUD ASY B2A 247219	\$2,995	+ \$400
Unit 1: Bench It BNC, 60W Bench w/ Cubbies Unit 2: Table It Low ECL, 24W Low End Table	84"	18D x 84W x 18.5H	2.5 yds	AUD ASY B2A 188419	\$2,918	+ \$350
		24D x 84W x 18.5H	2.5 yds	AUD ASY B2A 248419*	\$3,089	+ \$400

B2B: 2-Unit

Seating Assembly



DESCRIPTION	BASE	O/A DIMENSIONS	COM FABRIC ALLOWANCE	ASSEMBLY MODEL #	LIST PRICE	LAMINATE CASE
Unit 1: Bench It BNS, 48W Bench Unit 2: Table It High ECH, 12W High End Table	60"	18D x 60W x 18.5H1 x 24H2	2 yds	AUD ASY B2B 186024	\$2,735	+ \$300
		24D x 60W x 18.5H1 x 24H2	2 yds	AUD ASY B2B 246024	\$2,868	+ \$350
Unit 1: Bench It BNS, 54W Bench Unit 2: Table It High ECH, 18W High End Table	72"	18D x 72W x 18.5H1 x 24H2	2.5 yds	AUD ASY B2B 187224	\$2,901	+ \$350
		24D x 72W x 18.5H1 x 24H2	2.5 yds	AUD ASY B2B 247224	\$3,044*	+ \$400
Unit 1: Bench It BNS, 60W Bench Unit 2: Table It High ECH, 24W High End Table	84"	18D x 84W x 18.5H1 x 24H2	2.5 yds	AUD ASY B2B 188424	\$2,978	+ \$350
		24D x 84W x 18.5H1 x 24H2	2.5 yds	AUD ASY B2B 248424	\$3,149	+ \$450

*illustration shown

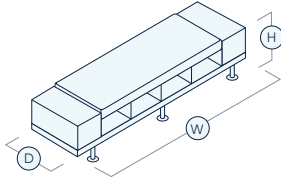
AUDREY BENCH ASSEMBLIES

Pricing

B3A, B3B

B3A: 3-Unit

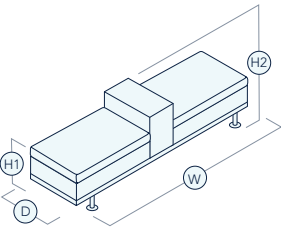
Seating Assembly



DESCRIPTION	BASE	O/A DIMENSIONS	COM FABRIC ALLOWANCE	ASSEMBLY MODEL #	LIST PRICE	LAMINATE CASE
Unit 1: Table It Low ECL, 12W Low End Table Unit 1: Bench It BNC, 48W Bench w/ Cubbies Unit 3: Table It Low ECL, 12W Low End Table	72"	18D x 72W x 18.5H	2 yds	AUD ASY B3A 187219	\$3,259	+ \$250
		24D x 72W x 18.5H	2 yds	AUD ASY B3A 247219	\$3,386	+ \$350
Unit 1: Table It Low ECL, 12W Low End Table Unit 1: Bench It BNC, 60W Bench w/ Cubbies Unit 3: Table It Low ECL, 12W Low End Table	84"	18D x 84W x 18.5H	2.5 yds	AUD ASY B3A 188419	\$3,440	+ \$350
		24D x 84W x 18.5H	2.5 yds	AUD ASY B3A 248419*	\$3,585	+ \$400
Unit 1: Table It Low ECL, 12W Low End Table Unit 1: Bench It BNC, 72W Bench w/ Cubbies Unit 3: Table It Low ECL, 12W Low End Table	96"	18D x 96W x 18.5H	4 yds	AUD ASY B3A 189619	\$3,956	+ \$400
		24D x 96W x 18.5H	4 yds	AUD ASY B3A 249619	\$4,144	+ \$500

B3B: 3-Unit

Seating Assembly



DESCRIPTION	BASE	O/A DIMENSIONS	COM FABRIC ALLOWANCE	ASSEMBLY MODEL #	LIST PRICE	LAMINATE CASE
Unit 1: Bench It BNS, 36W Bench Unit 2: Table It High ECH, 12W High End Table Unit 3: Bench It BNS, 36W Bench	84"	18D x 84W x 18.5H1 x 24H2	4 yds	AUD ASY B3B 188424	\$3,573	+ \$500
		24D x 84W x 18.5H1 x 24H2	4 yds	AUD ASY B3B 248424*	\$3,718	+ \$600
Unit 1: Bench It BNS, 42W Bench Unit 2: Table It High ECH, 12W High End Table Unit 3: Bench It BNS, 42W Bench	96"	18D x 96W x 18.5H1 x 24H2	4 yds	AUD ASY B3B 189624	\$3,978	+ \$600
		24D x 96W x 18.5H1 x 24H2	4 yds	AUD ASY B3B 249624	\$4,132	+ \$700

*illustration shown

AUDREY EXTENSION TABLE



AUDREY EXTENSION TABLE

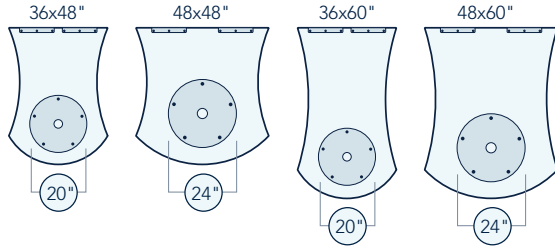
Specifications

STANDARDS, STATEMENT OF LINE TOP CONSTRUCTION, EDGE MATERIAL, BASE CONSTRUCTION

Standards

Meets or exceeds applicable ANSI/BIFMA durability and safety standards and is SCS Indoor Advantage Gold certified.

Statement of Line



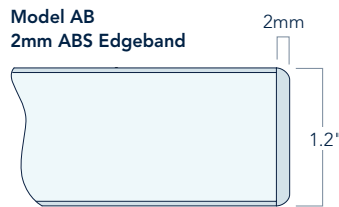
Audrey Extension Tables are available in a unique tulip shape, in four different sizes as per the chart below.

Extension Table Dimensions				
Table Size:	36x48"	48x48"	36x60"	48x60"
Base Size:	20"	24"	20"	24"

Top Construction

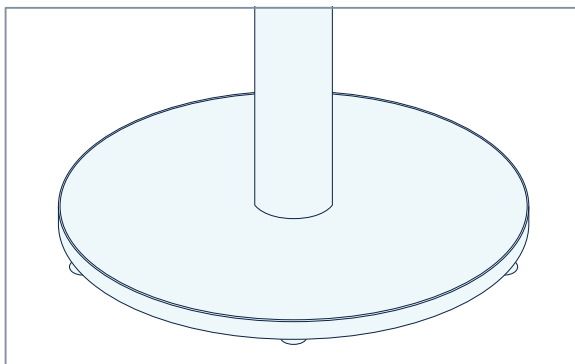
Audrey Extension Table Top is 1.2" overall thickness, constructed with high-pressure laminate, 1.125" particle board core, edged and backed with moisture-resistant coverings to form a completely sealed outside surface.

Edge Material



ABS Edgeband: Model AB 2mm thick ABS edgeband is standard with all Audrey Extension Tables

Base Construction



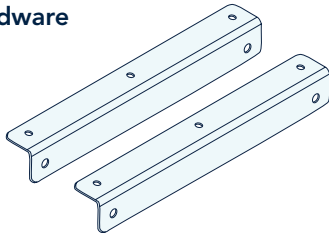
Audrey Extension Table Base consists of a 3" steel column for 20" disc, and 4" column for the 24" and 32" discs. The disc foot consists of a 1" thick 14-gauge spun steel cover adhered to a 1/4" steel plate with 5 adjustable glides.

AUDREY EXTENSION TABLE

Specifications

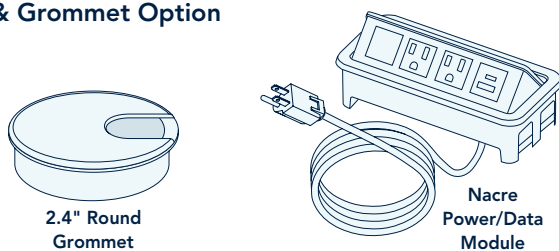
FASTENING HARDWARE POWER & GROMMET OPTION, FINISH SELECTION, SHIPPING & ASSEMBLY

Fastening Hardware



Audrey Extension Tables are each equipped with **Fastening Hardware** to securely attach the table to back-to-back 35.5" or higher Audrey Cabinet Assemblies, which are required components.

Power & Grommet Option



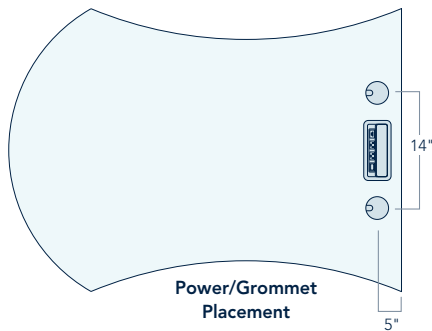
2.4" Round Grommet

Nacre Power/Data Module

Audrey Extension Table is optionally equipped with **Nacre pop-up power/data module** configured with two simplex, one USB A+C and one open port. Power faceplates are finished in 499F Silver w/ Folkstone trim. One power unit per table, placement is centered along connecting side.

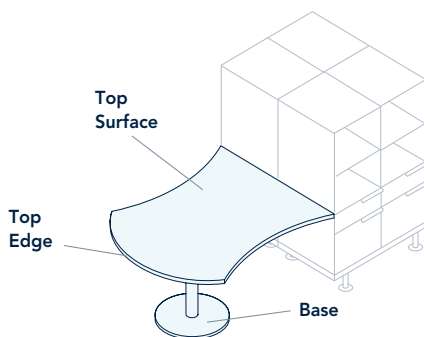
2.4" round **Grommets** are also optionally available, finished in 499 Silver. Two grommets per top, placement is 14" apart along connecting side.

Wire Management Clips are available as an accessory.



Power/Grommet Placement

Finish Selection



Finish Selection: There are three Audrey Extension Table components (top surface, top edge and table base) that require finish selections.

[Click Here](#) to review all current izzy+ Product Group colors and finishes.

Audrey Extension Table Finish Selection	High-Pressure Laminate	Model AB 2mm ABS Edgeband	Metal
Top Surface	•		
Top Edge		•	
Base			•

Shipping & Assembly

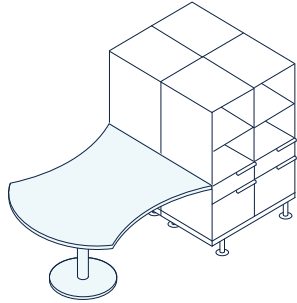
Audrey Extension Tables are shipped knocked down. Table tops are pre-drilled for fastening hardware and base plate for easy assembly and field installation.


AUDREY EXTENSION TABLE

pricing

TULIP SHAPE, AB EDGE BAND

Extension Table, Tulip Shape, AB Edgeband



DESCRIPTION	REQUIRED BACK-TO-BACK CABINET DEPTH	TABLE DIMENSIONS	MODEL #	 AB 2MM ABS EDGE BAND
Extension Table, Tulip Shape, AB Edgeband	36"	36D x 48W x 29H	AUD TBL TT3648 AB	\$1,110
	36"	36D x 60W x 29H	AUD TBL TT3660 AB	\$1,265
	48"	48D x 48W x 29H	AUD TBL TT4848 AB	\$1,222
	48"	48D x 60W x 29H	AUD TBL TT4860 AB*	\$1,339

*illustration shown

1. Model Number

ex: AUD TBL ST3060 MZ1

2. Finish Selection

[Click Here](#) to review current izzy+ colors and finishes.

Top Surface:

Group 1 Laminate..... std
 Other Laminate..... quote required

Top Edge:

Standard AB Edgeband Color std
 Other Edgeband / Color..... quote required

Base Finish:

P300 Black (P10) Powdercoat std
 P348 Designer White Powdercoat std
 P431 Metallic Silver (P06) Powdercoat std
 Other Finish..... quote required

3. Power Option

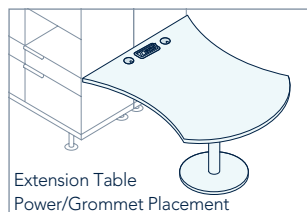
One Nacre pop-up power unit w/ 2 power, 1 USB A+C, 1 open, 120" cord, side plug, in 499F Silver w/Folkstone trim. Placement is centered along connecting side.

PUC 1 Nacre Pop-Up Power Unit + \$606

4. Grommet Option

Two 2.4" round grommets with cover in 499 silver, 14" apart. Placement is centered along connecting side.

GMT 2 Grommets + \$74



AUDREY DESK



AUDREY DESK

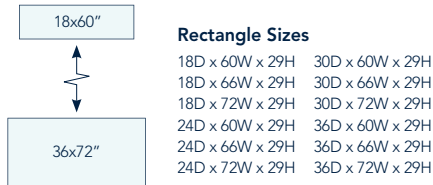
Specifications

STANDARDS, STATEMENT OF LINE, TOP CONSTRUCTION, EDGE OPTIONS, FRAME & LEG CONSTRUCTION

Standards

Meets or exceeds applicable ANSI/BIFMA durability and safety standards and is SCS Indoor Advantage Gold certified.

Statement of Line



Audrey Desk is available in rectangles in sizes from 18x60 to 36x72, in 29" height.

Top Construction

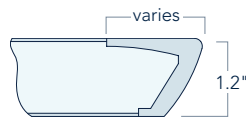
Tops are 1.2" overall thickness, constructed with high-pressure laminate, particle board core, edged and backed with moisture-resistant coverings to form a completely sealed outside surface.

Edge Options

Model: AB
2mm ABS Edgeband



Model: MZ1
Clara Knife Profile Urethane Edge

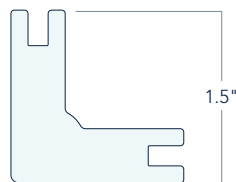


Plan View

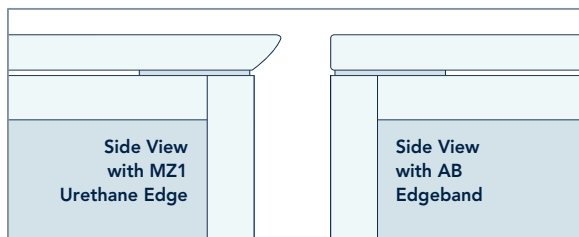
ABS edgeband: Model AB 2mm thick ABS edgeband available with all Audrey Desks.

Urethane Edge: Model MZ1 Clara knife profile urethane edge available on select sizes.

Frame & Leg Construction



Desk Leg Plan View



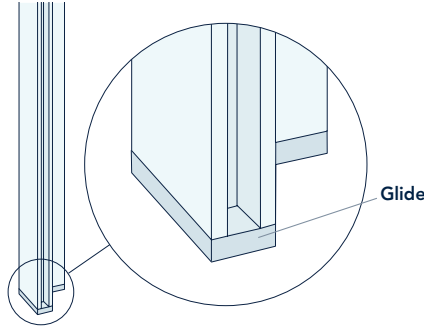
Audrey Desk Frame and Legs are extruded aluminum with cast aluminum mounting plates, which provide 1/4" spacing between the frame and top. Finishes include clear anodized aluminum or powdercoat.

AUDREY DESK

Specifications


GLIDES, MODESTY PANEL, POWER & GROMMET OPTIONS

Glides



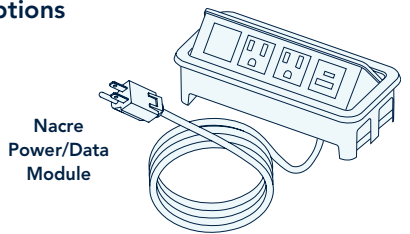
Audrey Desk Base includes 1/8" thick black plastic glides.

Modesty Panel

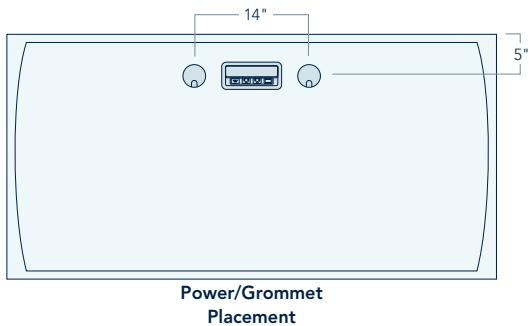


Audrey Desks feature **11" Modesty Panels on three sides**. The modesty panels are constructed with laminate on both sides with a horizontal grain direction.

Power & Grommet Options



Audrey Desk is optionally equipped with **Nacre pop-up power/data module** configured with two simplexes, one USB A+C and one open port, 120" cord, straight plug. Power faceplates are finished in 499F Silver w/ Folkstone trim. One power unit per table, centered along the non-user side.



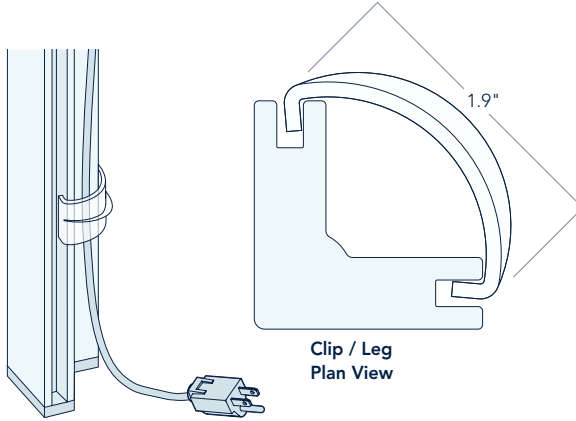
2.4" round **Grommets** are also optionally available, finished in 499 Silver. Two grommets per top, placement is 14" apart along the non-user side.

AUDREY DESK

Specifications

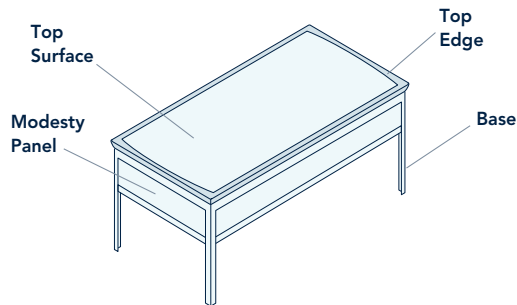
AUDREY LEG CABLE CLIPS, FINISH SELECTION, SHIPPING & ASSEMBLY

Audrey Leg Cable Clips



Audrey Leg Cable Clips securely snap on to the leg and provide ample space to contain and manage several cords. Two clear plastic clips are included with every Audrey Desk. Additional Cable Clips are available in the accessories section.

Finish Selection



Finish Selection: There are four Audrey Desk components (top surface, top edge, modesty panel and base) that require finish selections.

[Click Here](#) to review all current izzy+ Product Group colors and finishes.

Audrey Desk Finish Selection	High-Pressure Laminate	Model MZ1 Urethane Edge	Model AB 2mm ABS Edgeband	Metal
Top Surface & Modesty Panel (same finish)	●			
Top Edge		●	●	
Base				●

Shipping & Assembly

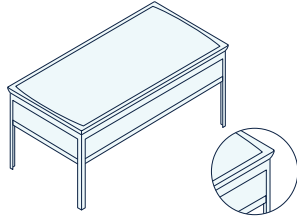
Audrey Desk ships knocked down and pre-drilled for easy assembly.

AUDREY DESK

Pricing

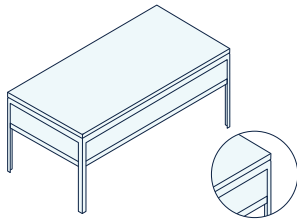
RECTANGLE, MZ1 URETHANE EDGE, AB EDGEBAND

Desk, Rectangle MZ1 Urethane Edge



DESCRIPTION	DIMENSIONS	MODEL #	MZ1 URETHANE EDGE
Audrey Desk, Rectangle MZ1 Urethane Edge	30D x 60W x 29H	AUD TBL DS3060 MZ1*	\$1,792
	30D x 66W x 29H	AUD TBL DS3066 MZ1	\$1,842
	30D x 72W x 29H	AUD TBL DS3072 MZ1	\$1,852

Desk, Rectangle AB Edgeband



DESCRIPTION	DIMENSIONS	MODEL #	AB 2MM ABS EDGEBAND
Audrey Desk, Rectangle, AB Edgeband	18D x 60W x 29H	AUD TBL DS1860 AB	\$1,445
	18D x 66W x 29H	AUD TBL DS1866 AB	\$1,468
	18D x 72W x 29H	AUD TBL DS1872 AB	\$1,470
	24D x 60W x 29H	AUD TBL DS2460 AB	\$1,459
	24D x 66W x 29H	AUD TBL DS2466 AB	\$1,487
	24D x 72W x 29H	AUD TBL DS2472 AB	\$1,489
	30D x 60W x 29H	AUD TBL DS3060 AB*	\$1,575
	30D x 66W x 29H	AUD TBL DS3066 AB	\$1,610
	30D x 72W x 29H	AUD TBL DS3072 AB	\$1,612
	36D x 60W x 29H	AUD TBL DS3660 AB	\$1,668
	36D x 66W x 29H	AUD TBL DS3666 AB	\$1,729
	36D x 72W x 29H	AUD TBL DS3672 AB	\$1,731

*illustration shown

1. Model Number

ex: AUD TBL ST3060 AB

2. Finish Selection

[Click Here](#) to review current izzy+ colors and finishes.

Top & Modesty Finish:

 Group 1 Laminate..... std
 Other Laminate..... quote required

Top Edge:

 AB: Standard AB Edgeband Color..... std
 MZ1: Standard Urethane Edge Color..... std
 Other Color..... quote required

Base Finish:

 P300 Black (P10) Powdercoat..... std
 P348 Designer White Powdercoat..... std
 P411 Alloy (P11) Powdercoat..... std
 P431 Metallic Silver (P06) Powdercoat..... std
 P444 Clear Anodized Aluminum..... std
 P623 Dover White (P07) Powdercoat..... std
 Other Finish..... quote required

3. Power Option

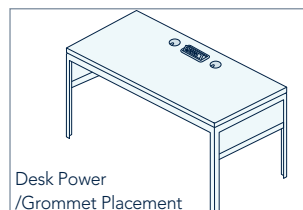
One Nacre pop-up power unit w/ 2 power, 1 USB A+C, 1 open, 120" cord, side plug, in 499F Silver w/ Folkstone trim. Placement is centered along non-user side.

PUC 1 Nacre Pop-Up Power Unit + \$606

4. Grommet Option

Two 2.4" round grommets with cover in 499 silver, 14" apart. Center-back placement.

GMT 2 Grommets, L & R Placement + \$74


 Desk Power
/Grommet Placement

AUDREY PARSONS TABLE



AUDREY PARSONS TABLE

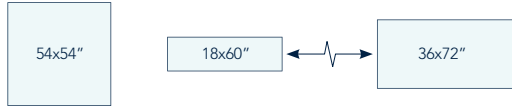
Specifications

STANDARDS, STATEMENT OF LINE, TOP CONSTRUCTION, EDGE OPTIONS, BASE CONSTRUCTION

Standards

Meets or exceeds applicable ANSI/BIFMA durability and safety standards and is SCS Indoor Advantage Gold certified.

Statement of Line



Square Size
54D x 54W x 29H

Rectangle Sizes

18D x 60W x 29H	30D x 60W x 29H
18D x 66W x 29H	30D x 66W x 29H
18D x 72W x 29H	30D x 72W x 29H
24D x 60W x 29H	36D x 60W x 29H
24D x 66W x 29H	36D x 66W x 29H
24D x 72W x 29H	36D x 72W x 29H

Audrey Parsons Table is 29" high, available in 54x54 square and rectangles in sizes from 18x60 to 36x72.

Top Construction

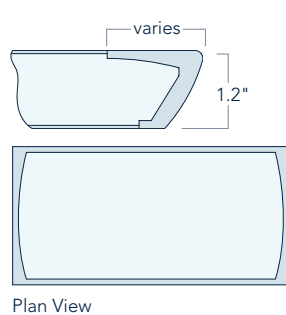
Tops are 1.2" overall thickness, constructed with high-pressure laminate, particle board core, edged and backed with moisture-resistant coverings to form a completely sealed outside surface.

Edge Options

Model: AB
2mm ABS Edgeband



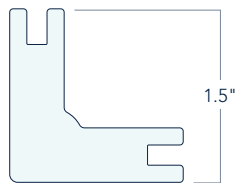
Model: MZ1
Clara Knife Profile Urethane Edge



ABS edgeband: Model AB 2mm thick ABS edgeband available with all Audrey Parsons Tables.

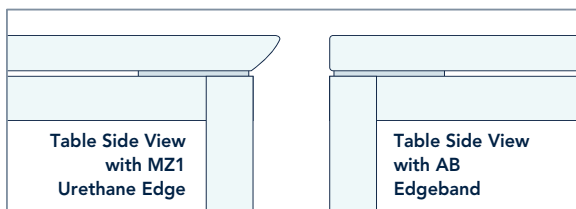
Urethane Edge: Model MZ1 Clara knife profile urethane edge available on select sizes.

Base Construction



Parsons Table Leg
Plan View

Audrey Parsons Table Base is extruded aluminum with cast aluminum mounting plates, which provide 1/4" spacing between the frame and top. Finishes include clear anodized aluminum or powdercoat.

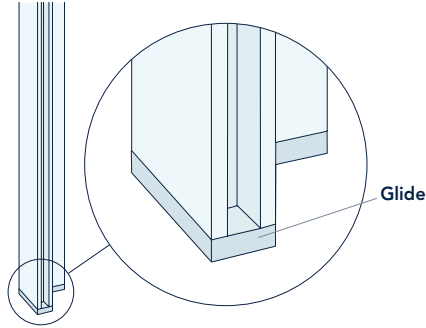


AUDREY PARSONS TABLE

Specifications

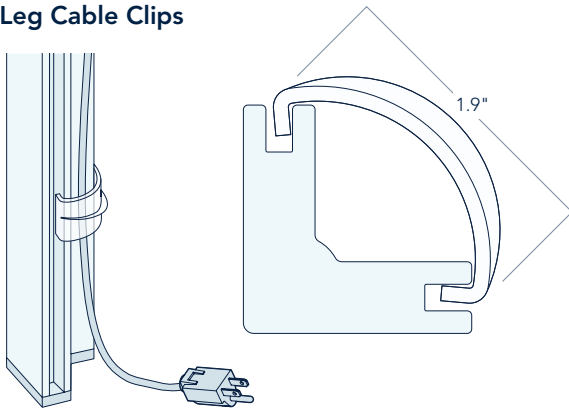
GLIDES, AUDREY LEG CABLE CLIPS, POWER & GROMMET OPTIONS

Glides



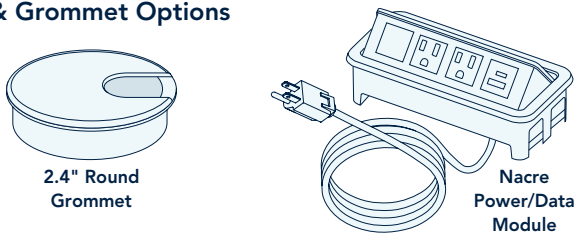
Audrey Parsons Base includes 1/8" thick black plastic glides.

Audrey Leg Cable Clips



Audrey Leg Cable Clips securely snap on to the leg and provide ample space to contain and manage several cords. Two clear plastic clips are included with every Audrey Parsons Table. Additional Cable Clips are available in the accessories section.

Power & Grommet Options

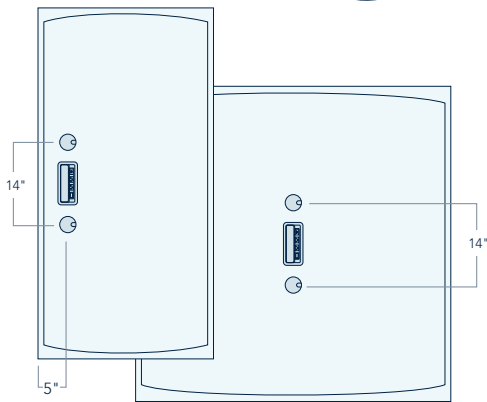


2.4" Round Grommet

Nacre Power/Data Module

Audrey Parsons Table is optionally equipped with **Nacre pop-up power/data module** configured with two simplexes, one USB A+C and one open port, 120" cord, side plug. Power faceplates are finished in 499F Silver w/ Folkstone trim. One power unit per table, center-back placement for rectangles, center placement for square.

2.4" round **Grommets** are also optionally available, finished in 499 Silver. Two grommets per top, placement is 14" apart along the non-user side for rectangles, center placement for squares.



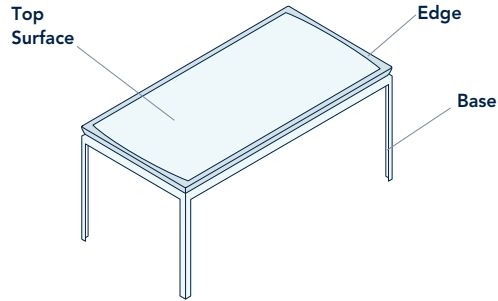
Power/Grommet Placement

AUDREY PARSONS TABLE

Specifications

FINISH SELECTION, SHIPPING & ASSEMBLY

Finish Selection



Finish Selection: There are three Audrey Parsons Table components (top surface, top edge and base) that require finish selections.

[Click Here](#) to review all current izzy+ Product Group colors and finishes.

Audrey Parsons Table Finish Selection	High-Pressure Laminate	Model MZ1 Urethane Edge	Model AB 2mm ABS Edgeband	Metal
Top Surface	•			
Top Edge		•	•	
Base				•

Shipping & Assembly

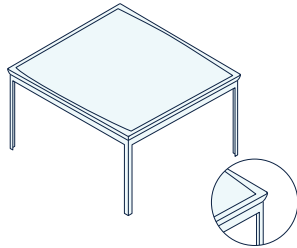
Parsons tables are shipped knocked down. Table tops are pre-drilled for easy assembly to legs.

AUDREY PARSONS TABLE

Pricing

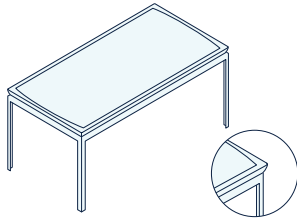
SQUARE, RECTANGLE, MZ1 URETHANE EDGE

Parsons Table, Square, MZ1 Urethane Edge



DESCRIPTION	DIMENSIONS	MODEL #	MZ1 URETHANE EDGE
Parsons Table, Square, MZ1 Urethane Edge	54D x 54W x 29H	AUD TBL SQ5454 MZ1*	\$1,654

Parsons Table, Rectangle MZ1 Urethane Edge



DESCRIPTION	DIMENSIONS	MODEL #	MZ1 URETHANE EDGE
Parsons Table, Rectangle, MZ1 Urethane Edge	30D x 60W x 29H	AUD TBL ST3060 MZ1*	\$1,544
	30D x 66W x 29H	AUD TBL ST3066 MZ1	\$1,594
	30D x 72W x 29H	AUD TBL ST3072 MZ1	\$1,604

*illustration shown

1. Model Number

ex: AUD TBL ST3060 MZ1

2. Finish Selection

[Click Here](#) to review current izzy+ colors and finishes.

Top Surface:

Group 1 Laminate..... std
 Other Laminate..... quote required

Top Edge:

Standard Urethane Edge Color std
 Other Urethane Color quote required

Base Finish:

P300 Black (P10) Powdercoat std
 P348 Designer White Powdercoat std
 P411 Alloy (P11) Powdercoat std
 P431 Metallic Silver (P06) Powdercoat std
 P444 Clear Anodized Aluminum std
 P623 Dover White (P07) Powdercoat std
 Other Finish quote required

3. Power Option

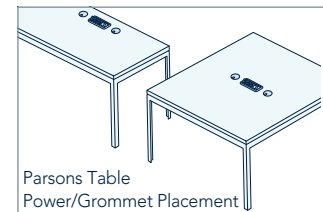
One Nacre pop-up power unit w/ 2 power, 1 USB A+C, 1 open, 120" cord, side plug, in 499F Silver w/ Folkstone trim. Center-back placement for rectangles, center placement for squares.

PUC 1 Nacre Pop-Up Power Unit + \$606

4. Grommet Option

Two 2.4" round grommets with cover in 499 silver, 14" apart. Center-back placement for rectangles, center placement for squares.

GMT 2 Grommets + \$74



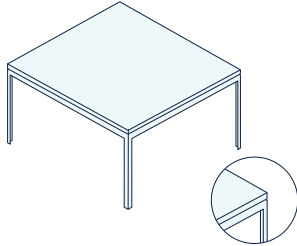
Parsons Table Power/Grommet Placement

AUDREY PARSONS TABLE

Pricing

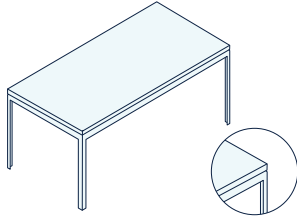
SQUARE, RECTANGLE, AB EDGE BAND

Parsons Table, Square, AB Edgeband



DESCRIPTION	DIMENSIONS	MODEL #	AB 2MM ABS EDGE BAND
Parsons Table, Square, AB Edgeband	54D x 54W x 29H	AUD TBL SQ5454 AB*	\$1,525

Parsons Table, Rectangle, AB Edgeband



DESCRIPTION	DIMENSIONS	MODEL #	AB 2MM ABS EDGE BAND
Parsons Table, Rectangle, AB Edgeband	18D x 60W x 29H	AUD TBL ST1860 AB	\$1,212
	18D x 66W x 29H	AUD TBL ST1866 AB	\$1,223
	18D x 72W x 29H	AUD TBL ST1872 AB	\$1,237
	24D x 60W x 29H	AUD TBL ST2460 AB	\$1,241
	24D x 66W x 29H	AUD TBL ST2466 AB	\$1,270
	24D x 72W x 29H	AUD TBL ST2472 AB	\$1,271
	30D x 60W x 29H	AUD TBL ST3060 AB*	\$1,327
	30D x 66W x 29H	AUD TBL ST3066 AB	\$1,362
	30D x 72W x 29H	AUD TBL ST3072 AB	\$1,363
	36D x 60W x 29H	AUD TBL ST3660 AB	\$1,411
	36D x 66W x 29H	AUD TBL ST3666 AB	\$1,472
	36D x 72W x 29H	AUD TBL ST3672 AB	\$1,474

*illustration shown

1. Model Number

ex: AUD TBL ST3060 MZ1

2. Finish Selection

[Click Here](#) to review current izzy+ colors and finishes.

Top Surface:

 Group 1 Laminate..... std
 Other Laminate..... quote required

Top Edge:

 Standard AB Edgeband Color std
 Other Edgeband / Color quote required

Base Finish:

 P300 Black (P10) Powdercoat std
 P348 Designer White Powdercoat std
 P411 Alloy (P11) Powdercoat std
 P431 Metallic Silver (P06) Powdercoat std
 P444 Clear Anodized Aluminum std
 P623 Dover White (P07) Powdercoat std
 Other Finish quote required

3. Power Option

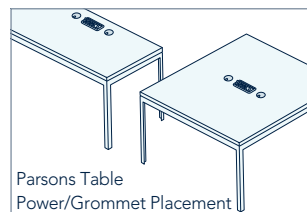
One Nacre pop-up power unit w/ 2 power, 1 USB A+C, 1 open, 120" cord, side plug, in 499F Silver w/ Folkstone trim. Center-back placement for rectangles, center placement for squares.

PUC 1 Nacre Pop-Up Power Unit + \$606

4. Grommet Option

Two 2.4" round grommets with cover in 499 silver, 14" apart. Center-back placement for rectangles, center placement for squares.

GMT 2 Grommets + \$74



AUDREY COFFEE TABLE



AUDREY COFFEE TABLE

Specifications

STANDARDS, STATEMENT OF LINE, TOP CONSTRUCTION, EDGE MATERIAL, BASE CONSTRUCTION

Standards

Meets or exceeds applicable ANSI/BIFMA durability and safety standards and is SCS Indoor Advantage Gold certified.

Statement of Line

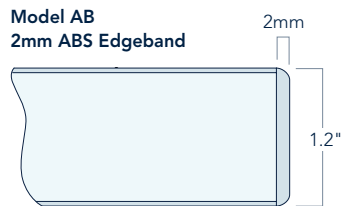


Shapes and Sizes: Audrey Coffee Table available in 18" height, 18x18" and 24x24" square, and 18x24" rectangle.

Top Construction

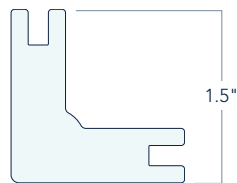
Table Tops are 1.2" overall thickness, constructed with high-pressure laminate, 1.125" particle board core, edged and backed with moisture-resistant coverings to form a completely sealed outside surface.

Edge Material

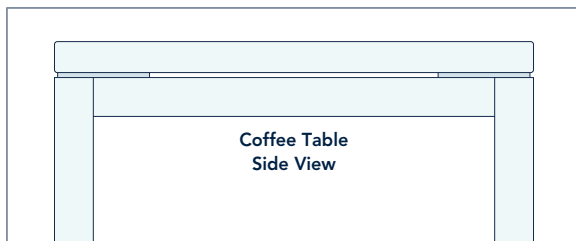


ABS Edgeband: Model AB 2mm thick ABS edgeband is standard with all Audrey Coffee Tables.

Base Construction



Coffee Table Leg
Plan View



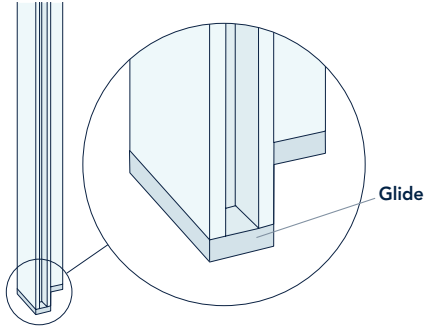
Audrey Coffee Table Base is extruded aluminum with cast aluminum mounting plates, which provide 1/4" spacing between the frame and top. Finishes include clear anodized aluminum or powdercoat.

AUDREY COFFEE TABLE

Specifications

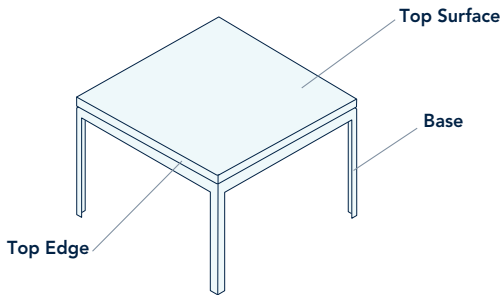
GLIDES, FINISH SELECTION, SHIPPING & ASSEMBLY

Glides



Audrey Coffee Table Base includes 1/8" thick black plastic glides.

Finish Selection



Finish Selection: There are two Audrey Parsons Table components (top surface, top edge and base) that require finish selections.

[Click Here](#) to review all current izzy+ Product Group colors and finishes.

Audrey Coffee Table Finish Selection	High-Pressure Laminate	Model AB 2mm ABS Edgeband	Metal
Top Surface	●		
Top Edge		●	
Base			●

Shipping & Assembly

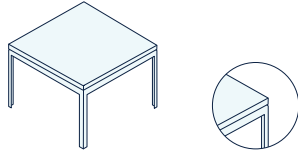
Audrey Coffee Tables are shipped knocked down. Table tops are pre-drilled for easy assembly to legs.

AUDREY COFFEE TABLE

Pricing

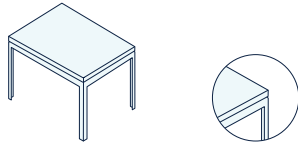
SQUARE, RECTANGLE, AB EDGE BAND

Coffee Table, Square AB Edgeband



DESCRIPTION	DIMENSIONS	MODEL #	AB 2MM ABS EDGE BAND
Coffee Table, Square, AB Edgeband	18D x 18W x 18H	AUD TBL CS1818 AB	\$936
	24D x 24W x 18H	AUD TBL CS2424 AB*	\$993

Coffee Table, Rectangle, AB Edgeband



DESCRIPTION	DIMENSIONS	MODEL #	AB 2MM ABS EDGE BAND
Coffee Table, Rectangle, AB Edgeband	18D x 24W x 18H	AUD TBL CR1824 AB*	\$965

*illustration shown

1. Model Number

ex: AUD TBL ST3060 MZ1

2. Finish Selection

[Click Here](#) to review current izzy+ colors and finishes.

Top Surface:

Group 1 Laminate..... std
Other Laminate..... quote required

Top Edge:

Standard AB Edgeband Color std
Other Edgeband / Color..... quote required

Base Finish:

P300 Black (P10) Powdercoat..... std
P348 Designer White Powdercoat..... std
P411 Alloy (P11) Powdercoat std
P431 Metallic Silver (P06) Powdercoat std
P444 Clear Anodized Aluminum std
P623 Dover White (P07) Powdercoat..... std
Other Finish..... quote required

AUDREY COMPANION TABLE



AUDREY COMPANION TABLE

Specifications

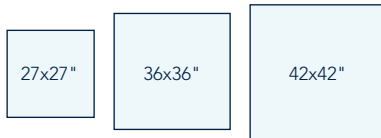
STANDARDS, STATEMENT OF LINE, TOP CONSTRUCTION, EDGE OPTIONS

Standards

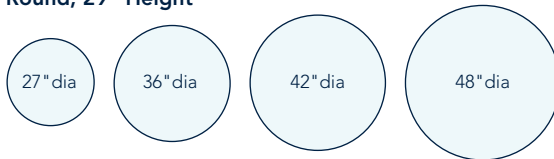
Meets or exceeds applicable ANSI/BIFMA durability and safety standards and is SCS Indoor Advantage Gold certified.

Statement of Line

Square, 29" Height



Round, 29" Height




Audrey Companion Tables are 29" high and available in Squares: 27x27", 36x36", & 42x42" and Rounds: 27" dia, 36" dia, 42" dia & 48" dia.

Top Construction

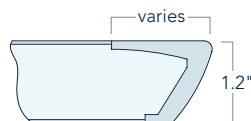
Audrey Companion Table Top is 1.2" overall thickness, constructed with high-pressure laminate, 1.125" particle board core, edged and backed with moisture-resistant coverings to form a completely sealed outside surface.

Edge Options

Model: AB
2mm ABS Edgeband



Model: MZ1
Clara Knife Profile Urethane Edge



Plan View

ABS Edgeband: Model AB 2mm thick ABS edgeband available with all Audrey Companion Tables

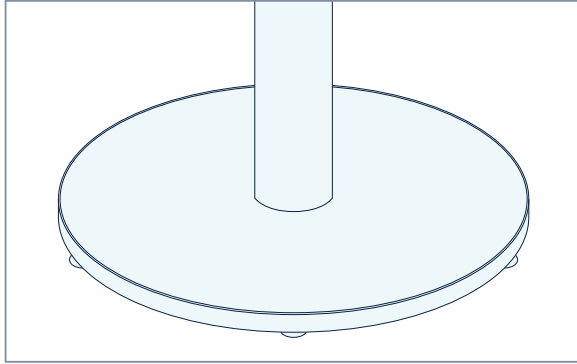
Urethane Edge: Model MZ1 Clara knife profile urethane edge available on select sizes.

AUDREY COMPANION TABLE

Specifications

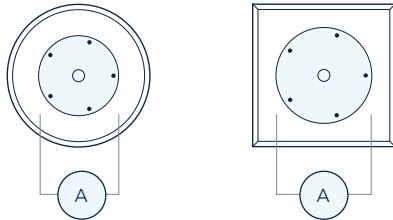
BASE CONSTRUCTION, BASE DIMENSIONS, FINISH SELECTION, SHIPPING & ASSEMBLY

Base Construction



Audrey Companion Table Base consists of a 3" steel column for 20" disc, and 4" column for the 24" and 32" discs. The disc foot consists of a 1" thick 14-gauge spun steel cover adhered to a 1/4" steel plate with 5 adjustable glides.

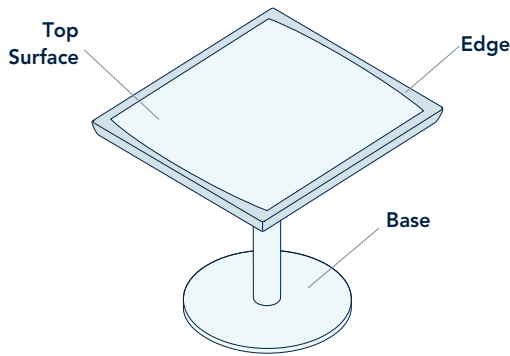
Base Dimensions



Audrey Companion Table Bases have a foot diameter of 20" to 32" as per the chart below.

Disc Base Dimensions					
Table Size:		27"	36"	42"	48"
Round	A	20"	20"	24"	32"
Square		20"	24"	32"	n/a

Finish Selection



Finish Selection: There are three Audrey Companion Table components (top surface, top edge and base) that require finish selections.

[Click Here](#) to review all current izzy+ Product Group colors and finishes.

Audrey Companion Table Finish Selection	Laminate	MZ1 Urethane Edge	Model AB 2mm Edgeband	Metal
Top	•			
Edge		•	•	
Base				•

Shipping & Assembly

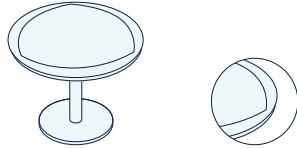
Audrey Companion Tables are shipped knocked down. Table tops are pre-drilled for easy assembly to base.

AUDREY COMPANION TABLE

Pricing

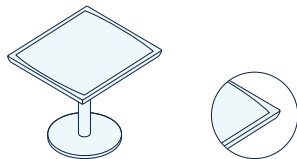
ROUND, SQUARE, AB EDGEBAND, MZ1 URETHANE EDGE

Companion Table, Round MZ1 Urethane Edge



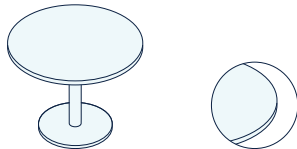
DESCRIPTION	DIMENSIONS	MODEL #	MZ1 URETHANE EDGE
Companion Table, Round, MZ1 Urethane Edge	27DIA x 29H	AUD TBL RD2727 MZ1	\$1,112
	36DIA x 29H	AUD TBL RD3636 MZ1*	\$1,196
	42DIA x 29H	AUD TBL RD4242 MZ1	\$1,316
	48DIA x 29H	AUD TBL RD4848 MZ1	\$1,332

Companion Table, Square, MZ1 Urethane Edge



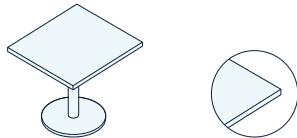
DESCRIPTION	DIMENSIONS	MODEL #	MZ1 URETHANE EDGE
Companion Table, Square, MZ1 Urethane Edge	27W x 27D x 29H	AUD TBL SC2727 MZ1*	\$1,122
	36W x 36D x 29H	AUD TBL SC3636 MZ1	\$1,173
	42W x 42D x 29H	AUD TBL SC4242 MZ1	\$1,420

Companion Table, Round, AB Edgeband



DESCRIPTION	DIMENSIONS	MODEL #	AB 2MM ABS EDGEBAND
Companion Table, Round, AB Edgeband	27DIA x 29H	AUD TBL RD2727 AB	\$1,040
	36DIA x 29H	AUD TBL RD3636 AB*	\$1,046
	42DIA x 29H	AUD TBL RD4242 AB	\$1,154
	48DIA x 29H	AUD TBL RD4848 AB	\$1,158

Companion Table, Square, AB Edgeband



DESCRIPTION	DIMENSIONS	MODEL #	AB 2MM ABS EDGEBAND
Companion Table, Square, AB Edgeband	27W x 27D x 29H	AUD TBL SC2727 AB*	\$1,106
	36W x 36D x 29H	AUD TBL SC3636 AB	\$1,157
	42W x 42D x 29H	AUD TBL SC4242 AB	\$1,637

*illustration shown

1. Model Number

ex: AUD TBL RD3636 MZ1

2. Finish Selection

[Click Here](#) to review current izzy+ colors and finishes.

Top Surface:

Group 1 Laminate..... std
 Other Laminate..... quote required

Top Edge:

MZ1: Standard Urethane Edge Color..... std
 AB: Standard ABS Edge Color..... std
 Other Urethane/ABS Color..... quote required

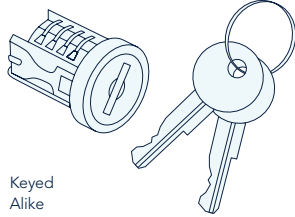
Base Finish:

P300 Black (P10) Powdercoat..... std
 P348 Designer White Powdercoat..... std
 P431 Metallic Silver (P06) Powdercoat..... std
 Other Finish..... quote required

AUDREY ACCESSORIES
Specifications & Pricing

LOCK PLUG & KEY SET

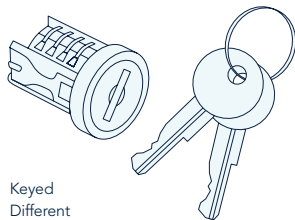
Lock Plug & Key Set - Keyed Alike



Keyed Alike

DESCRIPTION	KEY CODE	MODEL #	LIST PRICE
<p>Lock Plug & Key Set - Keyed Alike</p> <p>To be used with cabinets with lock shells only, or if replacement sets are needed.</p> <p>2 keys are included with each lock plug.</p>	100TA	AUD LKA 100TA	\$35
	101TA	AUD LKA 101TA	\$35
	102TA	AUD LKA 102TA	\$35
	103TA	AUD LKA 103TA	\$35
	104TA	AUD LKA 104TA	\$35
	105TA	AUD LKA 105TA	\$35
	106TA	AUD LKA 106TA	\$35
	107TA	AUD LKA 107TA	\$35
	108TA	AUD LKA 108TA	\$35
	109TA	AUD LKA 109TA	\$35
	110TA	AUD LKA 110TA	\$35
	111TA	AUD LKA 111TA	\$35
	112TA	AUD LKA 112TA	\$35
	113TA	AUD LKA 113TA	\$35
	114TA	AUD LKA 114TA	\$35
	115TA	AUD LKA 115TA	\$35
	116TA	AUD LKA 116TA	\$35
	117TA	AUD LKA 117TA	\$35
	118TA	AUD LKA 118TA	\$35
	119TA	AUD LKA 119TA	\$35
	120TA	AUD LKA 120TA	\$35
	121TA	AUD LKA 121TA	\$35
	122TA	AUD LKA 122TA	\$35
	123TA	AUD LKA 123TA	\$35
	124TA	AUD LKA 124TA	\$35
125TA	AUD LKA 125TA	\$35	

Lock Plug & Key Set - Keyed Different



Keyed Different

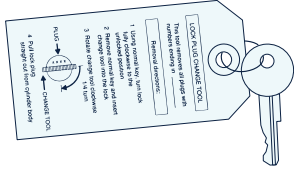
DESCRIPTION	MODEL #	LIST PRICE
<p>Lock Plug & Key Set - Keyed Different</p> <p>Each set will be keyed different, starting with code 100TA.</p> <p>To be used with cabinets with lock shells only, or if replacement sets are needed.</p> <p>2 keys are included with each lock plug.</p>	AUD LKD	\$35

AUDREY ACCESSORIES

Specifications & Pricing


LOCK PLUG CHANGE TOOL, MASTER KEY, WIRE MANAGEMENT CLIPS, AUDREY LEG CABLE CLIPS

Lock Plug change tool



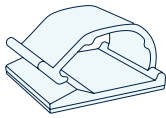
DESCRIPTION	MODEL #	LIST PRICE
Lock Plug Change Tool	AUD LK LPCT	\$66

Master Key



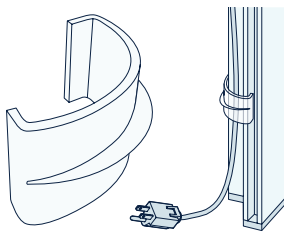
DESCRIPTION	MODEL #	LIST PRICE
Master Key	AUD LK MSTR	\$75

Wire Management Clips



DESCRIPTION	PACKAGE QTY	MODEL #	LIST PRICE
Wire Management Clips	5	PWRWMCLIP	\$14
Manages power module cables inside cabinets and under table tops. Included with power units.			
Backed with double sided foam adhesive tape.			

Audrey Leg Cable Clips




DESCRIPTION	PACKAGE QTY	MODEL #	LIST PRICE
Audrey Leg Cable Clips	4	AUD WMC	\$45
Clear plastic clips securely snap on to the legs of the Audrey Parsons Table and Desk (two are included with each).			



SurfaceWorks Inc.
7821S. 10th Street | Oak Creek, WI 53154
www.surfaceworks.us

414.570.2677





SURFACEWORKS



QUICK SHIP

OVERVIEW & PRICING

MAY 2024 V1.1





MAY 2024 PRICELIST UPDATES

Version 1.1 (published July 8, 2024)

Pricing:

- Pricing corrections for all Dewey Training and Companion Tables



OVERVIEW


The Quick Ship program from SurfaceWorks presents a curated selection of our most in-demand tables: Dax, Medley, Dewey and Stretch-Out, offered in an intelligent array of sizes and finishes to promptly fulfill your needs when time is of the essence. All Quick Ship products are made-to-order and ship within 10 business days.

Terms

- Lead time: 10 business days from receipt of order
- Orders must be received by 3:00 pm central time
- Separate Quick Ship P.O. required
- P.O. must be flagged prominently as **"Quick Ship"**
- Quantity: 1-25 total per P.O.
- No product or finish additions or substitutions
- Standard freight terms apply, including applicable surcharges
- Standard dealer discounting applies
- Available on contracts (except NY State & GSA)
- Spiff eligible

Finishes

Top Laminate (with matching EB edgeband)



L348 Designer White



L153 Sugar Maple



L184 Neo Walnut



L004 Folkstone



L188 Chateau Veer



L192 Silver Madera

Products & Pricing

Dewey X-Base Companion Table



Style: X-Base, Fixed, with Glides
 Height: 29"
 Leg Finish: P431 Metallic Silver (P06)

SHAPE	SIZE	MODEL #	LIST
Square	36x36	RLNTSQ36XB.QS	\$1,472
Square	42x42	RLNTSQ42XB.QS	\$1,673
Round	36dia	RLNTRND36XB.QS	\$1,472
Round	42dia	RLNTRND42XB.QS	\$1,673

Dax Flip-Top Training Table



Style: Flip-Top with Casters
 Height: 29"
 Leg Finish: P431 Metallic Silver Upper
 P479 Polished Aluminum Lower

SHAPE	SIZE	MODEL #	LIST
Rect.	24x48	TT2FG.R.2448.QS	\$1,434
Rect.	24x60	TT2FG.R.2460.QS	\$1,527
Rect.	30x72	TT2FG.R.3072.QS	\$1,697

Dewey T-Leg Training Table



Style: T-Leg Fixed, with Casters
 Height: 29"
 Leg Finish: P431 Metallic Silver (P06)

SHAPE	SIZE	MODEL #	LIST
Rect.	24x48	RLNTR2448TB.QS	\$1,250
Rect.	24x60	RLNTR2460TB.QS	\$1,430
Rect.	24x72	RLNTR2472TB.QS	\$1,456

Medley Flip-Top Training Table



Style: Flip-Top with Casters
 Height: 29"
 Leg Finish: P431 Metallic Silver

SHAPE	SIZE	MODEL #	LIST
Rect.	24x48	TTFA.R.2448.QS	\$1,377
Rect.	24x60	TTFA.R.2460.QS	\$1,467
Rect.	24x72	TTFA.R.2472.QS	\$1,564

Dewey C-Leg Training Table



Style: C-Leg, Fixed, with Glides
 Height: 29"
 Leg Finish: P431 Metallic Silver (P06)

SHAPE	SIZE	MODEL #	LIST
Rect.	24x48	RLNTR2448CB.QS	\$1,311
Rect.	24x60	RLNTR2460CB.QS	\$1,502
Rect.	24x72	RLNTR2472CB.QS	\$1,528

Stretch-Out Electric Height-Adjustable Training Table



Style: Electric Height Adj. with Glides
 Ht. Range: 25" to 51"
 Leg Finish: P431 Metallic Silver

SHAPE	SIZE	MODEL #	LIST
Rect.	24x60	WNS2.R.2472.QS	\$2,045
Rect.	24x72	WNS2.R.2460.QS	\$2,088
Rect.	30x60	WNS2.R.3060.QS	\$2,099
Rect.	30x72	WNS2.R.3072.QS	\$2,147