



SURFACEWORKS



DREW TABLE

PRELIMINARY PRICING

JUNE 2024





Model Number

Basic Model + Edge/Top Code (ex: DRS1R.2448.MA7-S)

Laminate Top Finish

Top Surface:

Group 1 Laminate std

Group 2 Laminate std

Other Laminate..... quote required

Top Edge:

Standard EB Edgeband Colors std

Standard ABS Edgeband Colors std

EB9 Premium Edgeband Colors std

Standard Urethane Edge Colors std

Other Edge Colors/Custom Match quote required

Solid Butcherblock Top Finish

S768 Solid Maple Butcherblock - Natural std

Other Finish..... quote required

TopLab® Solid Phenolic Top Color

L300 Black..... std

Other Color..... quote required

Stainless Steel Top Finish

Top Surface:

L403 Brushed Stainless Steel std

Top Edge:

Standard Urethane Edge Colors std

Custom Match..... quote required

Base Finish

P004 Folkstone..... std

P072 Salsa..... std

P300 Black..... std

P348 Designer White..... std

P353 HM Light Tone std

P354 HM Medium Tone std

P378 HW Sand..... std

P387 HM Innertone Light std

P406 Black Wrinkle..... std

P431 Metallic Silver std

P466 Champagne Metallic std

P470 Satin Nickel std

P529 Southern Vine std

P530 Evergreen std

P531 Pickle std

P532 Cranberry..... std

P534 Macaw std

Base Foot Option

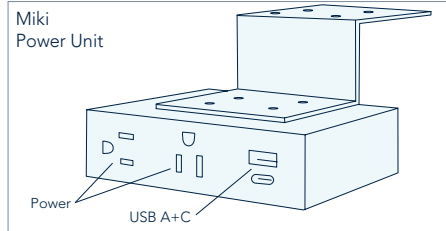
G Adjustable Inset Glides std

C Casters..... + \$200

Featured Power Option: Miki

Mounted under the Drew frame with a custom bracket, the Miki is sized at 4.7" x 1.5" x 3", features two power and one USB A+C, and a 108" cord with a straight plug. Available in 300 Black and 699 White. Tables are pre-drilled for field installation; one unit per side, centered.

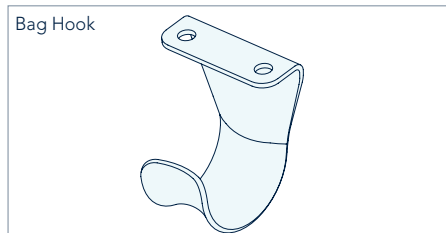
- DP1 Miki, One Unit Per Table + TBD
- DP2 Miki, Two Units Per Table + TBD
- DP3 Miki, Three Units Per Table + TBD
- DP4 Miki, Four Units Per Table + TBD



Bag Hook

Powdercoated to match the table base, 2" x 2.7" metal Bag Hooks are strong enough to hold full backpacks with ease. Designed to mount under the table top, Bag Hooks are field installed, screws included.

- BH1 Bag Hook, One per Table + TBD
- BH2 Bag Hooks, Two per Table + TBD
- BH3 Bag Hooks, Three per Table + TBD
- BH4 Bag Hooks, Four per Table + TBD
- BH5 Bag Hooks, Five per Table + TBD



DREW TABLE







PRICING

Seated Height - 29"

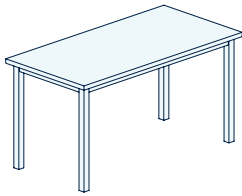
DREW TABLE PRELIMINARY PRICING

JUNE 2024



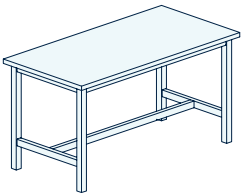
A	B	C	D	E	F
TOP: 1.25" LAMINATE	TOP: 1.25" LAMINATE	TOP: 1.25" LAMINATE	TOP: 1" TOPLAB® PHENOLIC	TOP: 1.5" BUTCHERBLOCK	TOP: 1.25" STAINLESS STEEL
EDGE: EDGEBAND	EDGE: PREMIUM EDGEBAND	EDGE: URETHANE	EDGE: SQUARE PROFILE	EDGE: EASED PROFILE	EDGE: URETHANE
 AB	 EB9	 MA7	 HC1	 SB1	 MA7-S

No Footrests



SIZE	BASIC MODEL	A	B	C	D	E	F
		24 x 48 x 29H	DRSOR.2448	\$1,086	\$1,154	\$1,461	\$1,900
24 x 60 x 29H	DRSOR.2460	\$1,146	\$1,225	\$1,573	\$2,137	\$2,124	\$2,732
24 x 72 x 29H	DRSOR.2472	\$1,214	\$1,320	\$1,726	\$2,382	\$2,386	\$3,089
30 x 48 x 29H	DRSOR.3048	\$1,135	\$1,218	\$1,543	\$2,126	\$2,113	\$2,698
30 x 60 x 29H	DRSOR.3060	\$1,200	\$1,325	\$1,704	\$2,413	\$2,422	\$3,111
30 x 72 x 29H	DRSOR.3072	\$1,276	\$1,417	\$1,843	\$2,710	\$2,742	\$3,503
36 x 48 x 29H	DRSOR.3648	\$1,215	\$1,302	\$1,461	\$2,383	\$2,387	\$2,852
36 x 60 x 29H	DRSOR.3660	\$1,324	\$1,434	\$1,815	\$2,758	\$2,790	\$3,536
36 x 72 x 29H	DRSOR.3672	\$1,422	\$1,551	\$1,960	\$3,122	\$3,181	\$4,000

With Single Footrest



SIZE	BASIC MODEL	A	B	C	D	E	F
24 x 48 x 29H	DRS1R.2448	\$1,389	\$1,457	\$1,764	\$2,203	\$2,170	\$2,704
24 x 60 x 29H	DRS1R.2460	\$1,469	\$1,548	\$1,896	\$2,460	\$2,447	\$3,055
24 x 72 x 29H	DRS1R.2472	\$1,546	\$1,652	\$2,058	\$2,714	\$2,718	\$3,421
24 x 84 x 29H	DRS1R.2484	\$1,829	\$1,944	n/a	\$3,175	\$3,377	n/a
24 x 96 x 29H	DRS1R.2496	\$1,944	\$2,109	n/a	\$3,467	\$3,686	n/a
30 x 48 x 29H	DRS1R.3048	\$1,447	\$1,530	\$1,855	\$2,438	\$2,425	\$3,010
30 x 60 x 29H	DRS1R.3060	\$1,533	\$1,658	\$2,037	\$2,746	\$2,755	\$3,444
30 x 72 x 29H	DRS1R.3072	\$1,616	\$1,757	\$2,183	\$3,050	\$3,082	\$3,843
30 x 84 x 29H	DRS1R.3084	\$1,945	\$2,103	n/a	\$3,601	\$3,833	n/a
30 x 96 x 29H	DRS1R.3096	\$2,044	\$2,206	n/a	\$3,922	\$4,176	n/a
36 x 48 x 29H	DRS1R.3648	\$1,536	\$1,623	\$1,782	\$2,704	\$2,708	\$3,173
36 x 60 x 29H	DRS1R.3660	\$1,665	\$1,775	\$2,156	\$3,099	\$3,131	\$3,877
36 x 72 x 29H	DRS1R.3672	\$1,771	\$1,900	\$2,309	\$3,471	\$3,530	\$4,349
36 x 84 x 29H	DRS1R.3684	\$2,077	\$2,238	n/a	\$4,043	\$4,306	n/a
36 x 96 x 29H	DRS1R.3696	\$2,208	\$2,385	n/a	\$4,440	\$4,820	n/a

DREW TABLE







PRICING

Seated Height - 29"

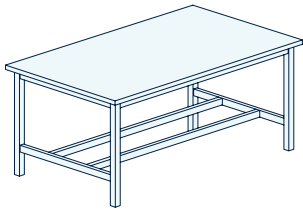
DREW TABLE PRELIMINARY PRICING

JUNE 2024



A	B	C	D	E	F
TOP: 1.25" LAMINATE	TOP: 1.25" LAMINATE	TOP: 1.25" LAMINATE	TOP: 1" TOPLAB® PHENOLIC	TOP: 1.5" BUTCHERBLOCK	TOP: 1.25" STAINLESS STEEL
EDGE: EDGEBAND	EDGE: PREMIUM EDGEBAND	EDGE: URETHANE	EDGE: SQUARE PROFILE	EDGE: EASED PROFILE	EDGE: URETHANE
 AB	 EB9	 MA7	 HC1	 SB1	 MA7-S

With Dual Footrests



SIZE	BASIC MODEL	A	B	C	D	E	F
42 x 60 x 29H	DRS2R.4260	\$2,038	\$2,175	n/a	\$3,694	\$4,657	n/a
42 x 72 x 29H	DRS2R.4272	\$2,173	\$2,320	n/a	\$4,139	\$5,136	n/a
42 x 84 x 29H	DRS2R.4284	\$2,334	\$2,508	n/a	\$4,610	\$5,652	n/a
42 x 96 x 29H	DRS2R.4296	\$2,594	\$2,801	n/a	\$5,181	\$6,428	n/a
48 x 60 x 29H	DRS2R.4860	\$2,077	\$2,221	n/a	\$3,955	\$4,944	n/a
48 x 72 x 29H	DRS2R.4872	\$2,193	\$2,360	n/a	\$4,425	\$5,454	n/a
48 x 84 x 29H	DRS2R.4884	\$2,375	\$2,564	n/a	\$4,962	\$6,030	n/a
48 x 96 x 29H	DRS2R.4896	\$2,679	\$2,895	n/a	\$5,620	\$6,907	n/a

DREW TABLE








PRICING

Counter Height - 36"

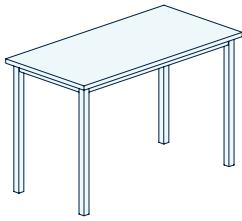
DREW TABLE PRELIMINARY PRICING

JUNE 2024



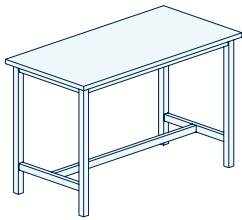
A	B	C	D	E	F
TOP: 1.25" LAMINATE	TOP: 1.25" LAMINATE	TOP: 1.25" LAMINATE	TOP: 1" TOPLAB® PHENOLIC	TOP: 1.5" BUTCHERBLOCK	TOP: 1.25" STAINLESS STEEL
EDGE: EDGEBAND	EDGE: PREMIUM EDGEBAND	EDGE: URETHANE	EDGE: SQUARE PROFILE	EDGE: EASED PROFILE	EDGE: URETHANE
 AB	 EB9	 MA7	 HC1	 SB1	 MA7-S
 EB					

No Footrests



SIZE	BASIC MODEL	A	B	C	D	E	F
		24 x 48 x 36H	DRTOR.2448	\$1,146	\$1,214	\$1,521	\$1,960
24 x 60 x 36H	DRTOR.2460	\$1,211	\$1,290	\$1,638	\$2,202	\$2,189	\$2,797
24 x 72 x 36H	DRTOR.2472	\$1,276	\$1,382	\$1,788	\$2,444	\$2,448	\$3,151
30 x 48 x 36H	DRTOR.3048	\$1,196	\$1,279	\$1,604	\$2,187	\$2,174	\$2,759
30 x 60 x 36H	DRTOR.3060	\$1,262	\$1,387	\$1,766	\$2,475	\$2,484	\$3,173
30 x 72 x 36H	DRTOR.3072	\$1,339	\$1,480	\$1,906	\$2,773	\$2,805	\$3,566
36 x 48 x 36H	DRTOR.3648	\$1,282	\$1,369	\$1,528	\$2,450	\$2,454	\$2,919
36 x 60 x 36H	DRTOR.3660	\$1,386	\$1,496	\$1,877	\$2,820	\$2,852	\$3,598
36 x 72 x 36H	DRTOR.3672	\$1,484	\$1,613	\$2,022	\$3,184	\$3,243	\$4,062

With Single Footrest



SIZE	BASIC MODEL	A	B	C	D	E	F
24 x 48 x 36H	DRT1R.2448	\$1,450	\$1,518	\$1,825	\$2,264	\$2,231	\$2,765
24 x 60 x 36H	DRT1R.2460	\$1,534	\$1,613	\$1,961	\$2,525	\$2,512	\$3,120
24 x 72 x 36H	DRT1R.2472	\$1,608	\$1,714	\$2,120	\$2,776	\$2,780	\$3,483
24 x 84 x 36H	DRT1R.2484	\$1,894	\$2,009	n/a	\$3,240	\$3,442	n/a
24 x 96 x 36H	DRT1R.2496	\$2,009	\$2,174	n/a	\$3,532	\$3,751	n/a
30 x 48 x 36H	DRT1R.3048	\$1,508	\$1,591	\$1,916	\$2,499	\$2,486	\$3,071
30 x 60 x 36H	DRT1R.3060	\$1,595	\$1,720	\$2,099	\$2,808	\$2,817	\$3,506
30 x 72 x 36H	DRT1R.3072	\$1,680	\$1,821	\$2,247	\$3,114	\$3,146	\$3,907
30 x 84 x 36H	DRT1R.3084	\$2,010	\$2,168	n/a	\$3,666	\$3,898	n/a
30 x 96 x 36H	DRT1R.3096	\$2,108	\$2,270	n/a	\$3,986	\$4,240	n/a
36 x 48 x 36H	DRT1R.3648	\$1,602	\$1,689	\$1,848	\$2,770	\$2,774	\$3,239
36 x 60 x 36H	DRT1R.3660	\$1,727	\$1,837	\$2,218	\$3,161	\$3,193	\$3,939
36 x 72 x 36H	DRT1R.3672	\$1,833	\$1,962	\$2,371	\$3,533	\$3,592	\$4,411
36 x 84 x 36H	DRT1R.3684	\$2,142	\$2,303	n/a	\$4,108	\$4,371	n/a
36 x 96 x 36H	DRT1R.3696	\$2,273	\$2,450	n/a	\$4,505	\$4,885	n/a

DREW TABLE







PRICING

Counter Height - 36"

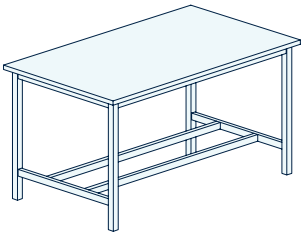
DREW TABLE PRELIMINARY PRICING

JUNE 2024



A	B	C	D	E	F
TOP: 1.25" LAMINATE	TOP: 1.25" LAMINATE	TOP: 1.25" LAMINATE	TOP: 1" TOPLAB® PHENOLIC	TOP: 1.5" BUTCHERBLOCK	TOP: 1.25" STAINLESS STEEL
EDGE: EDGEBAND	EDGE: PREMIUM EDGEBAND	EDGE: URETHANE	EDGE: SQUARE PROFILE	EDGE: EASED PROFILE	EDGE: URETHANE
 AB					
EB	EB9	MA7	HC1	SB1	MA7-S

With Dual Footrests



SIZE	BASIC MODEL	A	B	C	D	E	F
42 x 60 x 36H	DRT2R.4260	\$2,103	\$2,240	n/a	\$3,759	\$4,722	n/a
42 x 72 x 36H	DRT2R.4272	\$2,238	\$2,385	n/a	\$4,204	\$5,201	n/a
42 x 84 x 36H	DRT2R.4284	\$2,399	\$2,573	n/a	\$4,675	\$5,717	n/a
42 x 96 x 36H	DRT2R.4296	\$2,660	\$2,867	n/a	\$5,247	\$6,494	n/a
48 x 60 x 36H	DRT2R.4860	\$2,144	\$2,288	n/a	\$4,022	\$5,011	n/a
48 x 72 x 36H	DRT2R.4872	\$2,258	\$2,425	n/a	\$4,490	\$5,519	n/a
48 x 84 x 36H	DRT2R.4884	\$2,439	\$2,628	n/a	\$5,026	\$6,094	n/a
48 x 96 x 36H	DRT2R.4896	\$2,746	\$2,962	n/a	\$5,687	\$6,974	n/a

DREW TABLE







PRICING

Standing Height - 42"

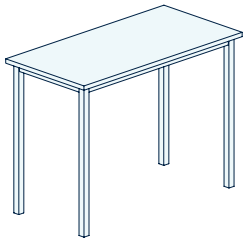
DREW TABLE PRELIMINARY PRICING

JUNE 2024



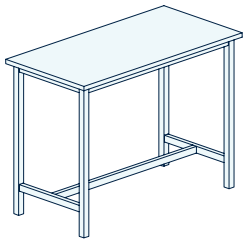
A	B	C	D	E	F
TOP: 1.25" LAMINATE	TOP: 1.25" LAMINATE	TOP: 1.25" LAMINATE	TOP: 1" TOPLAB® PHENOLIC	TOP: 1.5" BUTCHERBLOCK	TOP: 1.25" STAINLESS STEEL
EDGE: EDGEBAND	EDGE: PREMIUM EDGEBAND	EDGE: URETHANE	EDGE: SQUARE PROFILE	EDGE: EASED PROFILE	EDGE: URETHANE
 AB	 EB9	 MA7	 HC1	 SB1	 MA7-S

No Footrests



SIZE	BASIC MODEL	A	B	C	D	E	F
		24 x 48 x 42H	DRB0R.2448	\$1,203	\$1,271	\$1,578	\$2,017
24 x 60 x 42H	DRB0R.2460	\$1,265	\$1,344	\$1,692	\$2,256	\$2,243	\$2,851
24 x 72 x 42H	DRB0R.2472	\$1,332	\$1,438	\$1,844	\$2,500	\$2,504	\$3,207
30 x 48 x 42H	DRB0R.3048	\$1,252	\$1,335	\$1,660	\$2,243	\$2,230	\$2,815
30 x 60 x 42H	DRB0R.3060	\$1,319	\$1,444	\$1,823	\$2,532	\$2,541	\$3,230
30 x 72 x 42H	DRB0R.3072	\$1,393	\$1,534	\$1,960	\$2,827	\$2,859	\$3,620
36 x 48 x 42H	DRB0R.3648	\$1,337	\$1,424	\$1,583	\$2,505	\$2,509	\$2,974
36 x 60 x 42H	DRB0R.3660	\$1,443	\$1,553	\$1,934	\$2,877	\$2,909	\$3,655
36 x 72 x 42H	DRB0R.3672	\$1,542	\$1,671	\$2,080	\$3,242	\$3,301	\$4,120

With Single Footrest



SIZE	BASIC MODEL	A	B	C	D	E	F
		24 x 48 x 42H	DRB1R.2448	\$1,506	\$1,574	\$1,881	\$2,320
24 x 60 x 42H	DRB1R.2460	\$1,588	\$1,667	\$2,015	\$2,579	\$2,566	\$3,174
24 x 72 x 42H	DRB1R.2472	\$1,665	\$1,771	\$2,177	\$2,833	\$2,837	\$3,540
24 x 84 x 42H	DRB1R.2484	\$1,949	\$2,064	n/a	\$3,295	\$3,497	n/a
24 x 96 x 42H	DRB1R.2496	\$2,064	\$2,229	n/a	\$3,587	\$3,806	n/a
30 x 48 x 42H	DRB1R.3048	\$1,564	\$1,647	\$1,972	\$2,555	\$2,542	\$3,127
30 x 60 x 42H	DRB1R.3060	\$1,651	\$1,776	\$2,155	\$2,864	\$2,873	\$3,562
30 x 72 x 42H	DRB1R.3072	\$1,734	\$1,875	\$2,301	\$3,168	\$3,200	\$3,961
30 x 84 x 42H	DRB1R.3084	\$2,064	\$2,222	n/a	\$3,720	\$3,952	n/a
30 x 96 x 42H	DRB1R.3096	\$2,163	\$2,325	n/a	\$4,041	\$4,295	n/a
36 x 48 x 42H	DRB1R.3648	\$1,657	\$1,744	\$1,903	\$2,825	\$2,829	\$3,294
36 x 60 x 42H	DRB1R.3660	\$1,784	\$1,894	\$2,275	\$3,218	\$3,250	\$3,996
36 x 72 x 42H	DRB1R.3672	\$1,891	\$2,020	\$2,429	\$3,591	\$3,650	\$4,469
36 x 84 x 42H	DRB1R.3684	\$2,196	\$2,357	n/a	\$4,162	\$4,425	n/a
36 x 96 x 42H	DRB1R.3696	\$2,327	\$2,504	n/a	\$4,559	\$4,939	n/a

DREW TABLE







PRICING

Standing Height - 42"

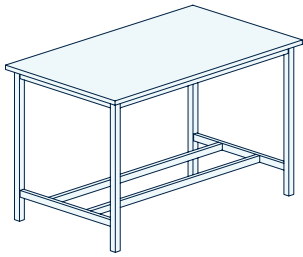
DREW TABLE PRELIMINARY PRICING

JUNE 2024



A	B	C	D	E	F
TOP: 1.25" LAMINATE	TOP: 1.25" LAMINATE	TOP: 1.25" LAMINATE	TOP: 1" TOPLAB® PHENOLIC	TOP: 1.5" BUTCHERBLOCK	TOP: 1.25" STAINLESS STEEL
EDGE: EDGEBAND	EDGE: PREMIUM EDGEBAND	EDGE: URETHANE	EDGE: SQUARE PROFILE	EDGE: EASED PROFILE	EDGE: URETHANE
 AB	 EB9	 MA7	 HC1	 SB1	 MA7-S

With Dual Footrests



SIZE	BASIC MODEL	A	B	C	D	E	F
42 x 60 x 42H	DRB2R.4260	\$2,161	\$2,298	n/a	\$3,817	\$4,780	n/a
42 x 72 x 42H	DRB2R.4272	\$2,297	\$2,444	n/a	\$4,263	\$5,260	n/a
42 x 84 x 42H	DRB2R.4284	\$2,458	\$2,632	n/a	\$4,734	\$5,776	n/a
42 x 96 x 42H	DRB2R.4296	\$2,720	\$2,927	n/a	\$5,307	\$6,554	n/a
48 x 60 x 42H	DRB2R.4860	\$2,203	\$2,347	n/a	\$4,081	\$5,070	n/a
48 x 72 x 42H	DRB2R.4872	\$2,316	\$2,483	n/a	\$4,548	\$5,577	n/a
48 x 84 x 42H	DRB2R.4884	\$2,497	\$2,686	n/a	\$5,084	\$6,152	n/a
48 x 96 x 42H	DRB2R.4896	\$2,804	\$3,020	n/a	\$5,745	\$7,032	n/a



SurfaceWorks Inc.
7821S. 10th Street | Oak Creek, WI 53154
www.surfaceworks.us

414.570.2677

